

เอกสารสอบเทียบเครื่องมือ
ประจำเดือนพฤศจิกายน พ.ศ. 2566

List of Instruments Certification for Air & Noise Quality Analysis

No.	Instrument/Equipment	Parameter	Manufacturer	Model/Serial No.	Calibrator	Certification No.	Date of Calibration	Due date of Calibration	Remark
Ambient									
1	Orifice Transfer Standard Calibrator	Total Suspended Particulate (TSP) Particulate Matter < 10 µm (PM ₁₀)	Thermo Scientific	G25A 158M	Tisch Environmental,Inc.	05072023	5 Jul 22	4 Jul 24	-
2	U-Tube Manometer	Total Suspended Particulate (TSP) Particulate Matter < 10 µm (PM ₁₀)	Dwyer	1221-36-W/M -	Technology Promotion Association (Thailand-Japan)	23P1400	9 May 23	8 May 24	-
3	Air Flow Meter	Particular Matter (PM _{2.5})	Mesa Labs	DeltaCal DC1 163268	Innovative Instrument Co.,Ltd.	23-AFM-211	4 Oct 23	3 Oct 24	-
4	Aneroid Barometer	Total Suspended Particulate (TSP) Particulate Matter < 10 µm (PM ₁₀) Particular Matter (PM _{2.5})	Barigo, Germany	-	Technology Promotion Association (Thailand-Japan)	23P1859	2 Jun 23	1 Jun 24	-
5	Dial Thermo-Hygrometer	Total Suspended Particulate (TSP) Particulate Matter < 10 µm (PM ₁₀) Particular Matter (PM _{2.5})	Barigo, Germany	-	Technology Promotion Association (Thailand-Japan)	23H1200	5 Jun 23	5 Jun 24	-
6	Nitrogen Dioxide Analyzer	Nitrogen Dioxide	Thermo Environmental Instrument	42C 42C-76412-383	UAE Consultant Co.,Ltd.	03052023	3 May 23	2 May 24	-
7	Nitrogen Dioxide Analyzer	Nitrogen Dioxide	Thermo Environmental Instrument	42C 42C-70971-367	UAE Consultant Co.,Ltd.	16032023	16 Mar 23	15 Mar 24	-
8	Standard Gases (Mixture)	Nitrogen Dioxide	Airgas	EB0143262 2015PSIG	Airgas an Air Liquide company	E04N99E15A01D3	21 Jun 21	21 Jun 24	-
9	Sulphur Dioxide Analyzer	Sulphur Dioxide	Thermo Scientific	43i CM22387067	UAE Consultant Co.,Ltd.	09022023	9 Feb 23	8 Feb 24	-
10	Sulphur Dioxide Analyzer	Sulphur Dioxide	Thermo Scientific	43i 1200906874	UAE Consultant Co.,Ltd.	07032023	7 Mar 23	6 Mar 24	-
11	Standard Gases (Mixture)	Sulphur Dioxide	Airgas	EB0143262 2015PSIG	Airgas an Air Liquide company	E04N99E15A01D3	21 Jun 21	21 Jun 24	-

List of Instruments Certification for Air & Noise Quality Analysis

No.	Instrument/Equipment	Parameter	Manufacturer	Model/Serial No.	Calibrator	Certification No.	Date of Calibration	Due date of Calibration	Remark
Ambient									
12	Carbon Monoxide Analyzer	Carbon Monoxide	Thermo	48i 1201778117	UAE Consultant Co.,Ltd.	21022023	21 Feb 23	20 Feb 24	-
13	Carbon Monoxide Analyzer	Carbon Monoxide	Thermo	48i 1201778118	UAE Consultant Co.,Ltd.	20032023	20 Mar 23	19 Mar 24	-
14	Standard Gases (Mixture)	Carbon Monoxide	Airgas	EB0143262 2015PSIG	Airgas an Air Liquide company	E04N99E15A01D3	21 Jun 21	21 Jun 24	-
15	Total Hydrocarbons Analyzer	Total Hydrocarbons	HORIBA	APHA-370 93JN1MM9	UAE Consultant Co.,Ltd.	15022023	15 Feb 23	14 Feb 24	-
16	Total Hydrocarbons Analyzer	Total Hydrocarbons	HORIBA	APHA-370 KWWV1R96	UAE Consultant Co.,Ltd.	15022023	15 Feb 23	14 Feb 24	-
17	Standard Gas	Total Hydrocarbons	Air Liquide	CC143232	Air Liquide	E03A99E15A006C	16 Oct 20	16 Oct 28	-
18	Vibration Meter	Vibration Level Acceleration Level	Instantel Inc.	Micromate UM12393	Calibration Laboratory Co.Ltd	Q23019601	22 Feb 23	21 Feb 24	-
19	Sound Level Calibrator (Acoustic Calibrator)	Calibrate Sound Level Meter	Svantek	SV35A 73249	Innovative Instrument Co.,Ltd.	23-ACT-111	27 Jun 23	26 Jun 24	-
20	Sound Level Meter	$L_{Aeq, 24\text{ hours}}$ L_{Amax} เสียงรบกวน	Larson Davis	LxT1 0007311	Larson Davis-A PCB Piezotronics Div.	2023003675	24 Mar 23	23 Mar 25	-
21	Sound Level Meter	$L_{Aeq, 24\text{ hours}}$ L_{Amax} เสียงรบกวน	Larson Davis	LxT1 0007312	Larson Davis-A PCB Piezotronics Div.	2023003676	24 Mar 23	23 Mar 25	-

Certificate of Calibration

Calibration Certification Information				
Cal. Date:	July 5, 2022	Roots-meter S/N:	438320	Ta: 297 °K
Operator:	Jim Tisch	Pa:	750.1	mm Hg
Calibration Model #:	G25A	Calibrator S/N:	158M	

Run	Vol. Init (m3)	Vol. Final (m3)	ΔVol. (m3)	ΔTime (min)	ΔP (mm Hg)	ΔH (in H2O)
1	1	2	1	1.3240	3.2	2.00
2	3	4	1	0.9480	6.4	4.00
3	5	6	1	0.8480	7.9	5.00
4	7	8	1	0.8060	8.7	5.50
5	9	10	1	0.6670	12.7	8.00

Data Tabulation					
Vstd (m3)	Qstd (x-axis)	$\sqrt{\Delta H \left(\frac{Pa}{Pstd} \right) \left(\frac{Tstd}{Ta} \right)}$ (y-axis)	Va	Qa (x-axis)	$\sqrt{\Delta H \left(\frac{Ta}{Pa} \right)}$ (y-axis)
0.9860	0.7447	1.4073	0.9957	0.7521	0.8899
0.9818	1.0357	1.9902	0.9915	1.0459	1.2585
0.9798	1.1554	2.2251	0.9895	1.1668	1.4071
0.9788	1.2143	2.3337	0.9884	1.2263	1.4757
0.9735	1.4595	2.8146	0.9831	1.4739	1.7798
QSTD		m= 1.96745	QA		m= 1.23199
		b= -0.05315			b= -0.03361
		r= 0.99995			r= 0.99995

Calculations			
Vstd=	$\Delta Vol / (Pa \cdot \Delta P / Pstd) / (Tstd / Ta)$	Va=	$\Delta Vol / (Pa \cdot \Delta P / Pa)$
Qstd=	Vstd / ΔTime	Qa=	Va / ΔTime
For subsequent flow rate calculations:			
Qstd=	$1/m \left(\sqrt{\Delta H \left(\frac{Pa}{Pstd} \right) \left(\frac{Tstd}{Ta} \right)} \right) \cdot b$	Qa=	$1/m \left(\sqrt{\Delta H \left(\frac{Ta}{Pa} \right)} \right) \cdot b$

Standard Conditions	
Tstd:	298.15 °K
Pstd:	760 mm Hg
Key	
ΔH:	calibrator manometer reading (in H2O)
ΔP:	rootsmeter manometer reading (mm Hg)
Ta:	actual absolute temperature (°K)
Pa:	actual barometric pressure (mm Hg)
b:	intercept
m:	slope

RECALIBRATION	
US EPA recommends annual recalibration per 1998 40 Code of Federal Regulations Part 50 to 51, Appendix B to Part 50, Reference Method for the Determination of Suspended Particulate Matter in the Atmosphere, 9.2.17, page 30	

Tisch Environmental, Inc.
145 South Miami Avenue
Village of Cleves, OH 45002

www.tisch-env.com
TOLL FREE: (877)263-7610
Tel: 937-9009

เอกสารไม่ควบคุม



TECHNOLOGY PROMOTION ASSOCIATION (THAILAND-JAPAN)
CORPORATE SERVICES 3: EQUIPMENT CALIBRATION AND TESTING SERVICES
5344 PATTANAKARN ROAD SOI 18, SUANLUANG, SUANLUANG, BANGKOK 10250
TEL: 0-2717-3000-24 FAX: 0-2719-9484

Certificate of Calibration

Certificate No.: 23P1400
Page: 1 of 2

Equipment: U-Tube Manometer
Manufacturer: Dwyer
Model: 1221-36-W/M
Serial No.: -
ID No.: UAE-EFM.020/2560

Condition As-Received: Used Item

Received Date: 26 April 2023

Calibration Date: 09 May 2023

Reference: 2304-0703WSC

Submitted by: United Analyst and Engineering Consultant Co., Ltd.

Ambient Temperature: (23 ± 2) °C

Relative Humidity: (50 ± 15) %

#1 Soi Udomsuk 41, Sukhumvit Road, Bangchak, Phrakhanong, Bangkok 10260

Atmospheric Pressure: 1010 mbar

Procedure used: The calibration was conducted by direct comparison method against Pressure Measuring Instruments Standard according to in-house calibration procedure CP-P04, using " DKK-R 6-1 ; Calibration of Pressure Gauges, Edition 03/2014 " as a guidelines.

Condition of this result of calibration

1. Reference standards instruments:

Instrument	Model	Serial No.	Certificate No.	Due Date
1) Pressure Calibrator	PC106P	1189	MP-0137-22	24 Aug 2023

2. This result of calibration was made on requested at the point specified by customer.

3. Scale and conversion factor is 1 kPa = 4.0146293 inH2O

4. This instrument was used clean air as pressure media.

5. This instrument was calibrated by applied pressure to high-port (+) side and low-port (-) side open to atmospheric pressure.

6. This instrument was installed in vertical orientation and top of the pressure port was used as the reference level.

7. The certificate is valid only to the item calibrated on date and place of calibration.

8. This Certification is traceable to the International System of Unit maintained through:-

-National Institute of Metrology Thailand (NIMT)

Calibrated by: Suwit Aussarree
Issue Date: 11 May 2023

Approved Signatory:
[Signature]
[Signature]
[Signature]
[Signature]

เอกสารไม่ควบคุม
0314240

INNOVATIVE INSTRUMENT CALIBRATION LAB
(INNOVATIVE INSTRUMENT CO., LTD. HEAD OFFICE)
7/10 MOJO 11, SOI 11, SUKPHAKORN 11 TAMBON BANG KAPO, AMPHUR BANG PHU SAMUT PRAKAN PROVINCE 10540 THAILAND
TEL: 0669-2116-7600-1 FAX: 0669-2116-7140



Page 1/2

Certificate of Calibration

Customer:

Certificate No.: 23-AFM-211

Name: UNITED ANALYST AND ENGINEERING CONSULTANT CO., LTD.

Request No.: Req-2023-2070

Address: #1 Soi Udomsuk 41, Sukhumvit Road, Bangchak, Phrakhanong, Bangkok 10260

Unit Under Calibration Details

Measurement Item: Air Flow Meter

Manufacturer: BGI

Model: DeltaCal DC1

Sensor Model: -

Serial Number: 163268

Sensor Serial Number: -

ID: UAE-EFM.174/2560

Location of Calibration: LAB 4 AIR VELOCITY METER

Calibration Environment and Details

Temperature: 23 °C ± 3 °C

Humidity: 55 %RH ± 20 %RH

Barometric Pressure: 1013 hPa ± 10 hPa

Received Date: 29 September 2023

Calibration Date: 4 October 2023

Calibration Procedure: In-house method CP-AFM-01 by Comparison technique with Standard Primary Flow Calibrator

Reference Standard	Model	Serial Number	Traceable	Due Calibration
Air Flow Meter	Gilibrator 3 Standard flow	19031011003	Sensidyne	12 July 2024
Air Flow Meter	Gilibrator 3 High flow	18501012012	Sensidyne	12 July 2024
Temperature meter	GT 11	08000057	Qcchorn	27 February 2024
Pressure meter	CPG2400	41000KDU/651882	TPA	7 November 2023

Traceability:

This Certificate is traceable to SI Unit through Sensidyne A2LA Accreditation No. 3943.01

Note:

The reported uncertainty is based on standard uncertainty multiplied by the Coverage Factor $k = 2$, providing a level of confidence approximately 95 %.

Calibration By:
[Signature]
Mr. Noppadon Luangrat
Service Calibration Engineer

Approved By:
[Signature]
Mr. Pait Mathavorn
Calibration Engineer Supervisor
Issue Date: 4 October 2023

The results related only to the item calibrated. The certificate shall not be reproduced except in full, without written approval of the Issuing Authority. เอกสารไม่ควบคุม
PM-708-AFM-01 Rev.00 Issue date: 01/07/19

เอกสารไม่ควบคุม
1160341

Certificate No : 23-AFM-211
Request No : Req-2023-2070

Result of Calibration :

Temperature (°C)	Pressure (kPa)	STD (l/min)	UUC (l/min)	Error (l/min)	Uncertainty (l/min)
23.90	100.76	14.40	14.50	0.10	0.20
23.90	100.75	14.91	15.00	0.09	0.21
24.80	100.90	15.72	15.80	0.08	0.22
23.80	100.77	16.58	16.67	0.09	0.23
23.70	100.78	18.23	18.30	0.07	0.26

Note
STD : Standard UUC : Unit Under Calibration
- UUC Reference Condition : At 25.0 °C, 101.3 kPa, Air
- Flow Rate was corrected for non-standard operating condition by using equation :

$$Q_{meas} = Q_{ref} \times \frac{P_{ref}}{P_{meas}} \times \frac{T_{meas}}{T_{ref}}$$

where Q = Flow Rate P = Absolute Pressure T = Absolute Temperature
Meas = Measurement Condition ref = Standard Condition

* Indicates non accredited

End of Certificate

The results related only to the item calibrated. The certificate shall not be reproduced except in full, without written approval of the head of the laboratory. **เอกสารไม่ควบคุม**
FM-706-AFM-01 Rev.00 Issue date 01/07/19

Certificate of Calibration

Certificate No : 23-TPM-475
Request No : Req-2023-2070

Customer
Name : UNITED ANALYST AND ENGINEERING
CONSULTANT CO., LTD.
Address : 81 Soi Udomsak 41, Sukhumvit Road, Bangchak, Prakanong,
Bangkok 10260

Page : 1/2

Unit Under Calibration Details

Calibration Parameter : Temperature
Instrument Name : Air Flow meter
Manufacturer : BGI
Model : Delta Cal DC1
Serial Number : 163268
Resolution : 0.1 °C
ID Number : UAE-EFM.174/2561
Range Calibration : 20 °C to 50 °C
Type of Sensor : RTD
Sensor Diameter (mm) : 3
Calibration Position (mm) : 45
Instrument Status : Used

Calibration Environment and Details


Temperature : 23 °C ± 3 °C
Humidity : 55 %RH ± 15 %RH
Received Date : 29 September 2023
Calibrated Date : 4 October 2023
Calibration Procedure : In-house method CP-TPM-01 by Comparison with Standard Thermometer.

Reference Standard : Digital Thermometer with Sensor, Manufacturer: GINGO/GINGO, Model: GT11/ RTD100, SN:
08000057, ID: 02-TPM Which was calibrated on 27 February 2023, Calibration Certificate No. : QR23-
0494

Traceability : This Certificate is traceable to SI Unit through Quality Reborn Co., Ltd., NSC-ONSAC Accreditation No.:
Calibration 0292

Note

The reported uncertainty is based on standard uncertainty multiplied by the Coverage Factor k=2, providing a level of confidence approximately 95 %.

Approved By : 
Mr. Nopphon Luangtani
Technical Manager
Issue Date : 5 October 2023

The results related only to the item calibrated. The certificate shall not be reproduced except in full, without written approval of the head of the laboratory. **เอกสารไม่ควบคุม**
FM-706-TPM-01 Rev.01 Issue date 13/02/20


Calibration Note
UUC Adjustment : Not Adjust

Certificate No : 23-TPM-475
Request No : Req-2023-2070
Page : 2/2

Result of Calibration :

UUC Sensor	Standard Temperature (°C)	UUC Reading (°C)	Correction (°C)	Uncertainty (±°C)
Ta	20.035	19.9	+ 0.1	0.13
	25.034	24.9	+ 0.1	0.13
	30.033	30.1	+ 0.1	0.13
	35.035	35.2	+ 0.2	0.13
	40.041	40.2	+ 0.2	0.13
	45.042	45.2	+ 0.2	0.13
	50.045	50.2	+ 0.2	0.13
Tf	20.035	19.9	+ 0.1	0.13
	25.034	24.9	+ 0.1	0.13
	30.033	30.1	+ 0.1	0.13
	35.035	35.1	+ 0.1	0.13
	40.041	40.1	+ 0.1	0.13
	45.042	45.1	+ 0.1	0.13
	50.045	50.1	+ 0.1	0.13

End of Certificate

Calibrated By : 
Mr. Sittichok Jongsakulnukul

The results related only to the item calibrated. The certificate shall not be reproduced except in full, without written approval of the head of the laboratory. **เอกสารไม่ควบคุม**
FM-706-TPM-01 Rev.01 Issue date 13/02/20



TECHNOLOGY PROMOTION ASSOCIATION (THAILAND-JAPAN)
CORPORATE SERVICES 3: EQUIPMENT CALIBRATION AND TESTING SERVICES
534/4 PATTANAKARN ROAD SOI 18, SUANLUANG, SUANLUANG, BANGKOK 10250
TEL: 0-2717-3880-24 FAX: 0-2710-9484



Certificate of Calibration

Certificate No. : 23P1859
Page : 1 of 2

Equipment : Aneroid Barometer
Manufacturer : Barigo
Model : -
Serial No. : -
ID No. : UAE-ANV.123/2550

This certificate may not be reproduced other than in full,
except with the prior written approval of the head of
Corporate Services 3: Equipment Calibration and Testing Services.

Condition As-Received: Used Item

Received Date : 26 May 2023
Calibration Date : 02 June 2023

Reference : 2305-0919WSG
Ambient Temperature : (23 ± 2) °C
Relative Humidity : (50 ± 15) %
Atmospheric Pressure : 1007 mbar

Submitted by : United Analyst and Engineering Consultant Co.,Ltd.

81 Soi Udomsak 41, Sukhumvit Road,
Bangchak, Phrakhanong, Bangkok 10260

Procedure used : The calibration was conducted by direct comparison method against Pressure Measuring Instruments
Standard according to in-house calibration procedure CP-P10, using " DKD-R 6-1 ; Calibration of Pressure
Gauges, Edition 03/2014 " as a guidelines.


Condition of this result of calibration

1.Reference standards instruments :

Instrument	Model	Serial No.	Certificate No.	Due Date
1) Standard Barometer	DP142	1422505046	MP-0094-23	03 May 2024

2.This instrument was installed in vertical orientation and center of the dial was used as the reference level.
3.This result of calibration was made on requested at the point specified by customer.
4.This result of calibration instrument was in absolute pressure.
5.This instrument was used clean air as pressure media.
6.The certificate is valid only to the item calibrated on date and place of calibration.
7.This Certification is traceable to the International System of Unit maintained through:-
-National Institute of Metrology Thailand (NIMT)

Calibrated by : Suksan Khankaew
Issue Date : 08 June 2023

Approved Signatory : 
[] Phalinee Pratsapap
[] Sura Suwannasri
[x] Atapol Panurech

The results related only to the item calibrated. The certificate shall not be reproduced except in full, without written approval of the head of the laboratory. **เอกสารไม่ควบคุม**
B 0316959



Cert.No.: 23P1859
Page: 2 of 2

Result of calibration:- Without adjustment
Function:- Absolute Pressure Measurement

Range: 960 hPa to 1030 hPa
Scale Interval: 1 hPa (The Fifth Estimate)

Increasing Pressure

Applied Pressure (hPa)	958.80	969.94	981.10	991.92	1003.33	1013.39	1024.48	1035.27
UUC* Indication (hPa)	960.0	970.0	980.0	990.0	1000.0	1010.0	1020.0	1030.0
Error (hPa)	1.20	0.06	-1.10	-1.92	-3.33	-3.39	-4.48	-5.27

Decreasing Pressure

Applied Pressure (hPa)	1035.27	1023.97	1013.46	1003.54	992.07	981.34	970.00	959.03
UUC* Indication (hPa)	1030.0	1020.0	1010.0	1000.0	990.0	980.0	970.0	960.0
Error (hPa)	-5.27	-3.97	-3.46	-3.54	-2.07	-1.34	0.00	0.97

The uncertainty of measurement was ± 0.30 hPa

* UUC = Unit Under Calibration

The reported uncertainty of measurement was based on a standard uncertainty multiplied by a coverage factor $k = 2$, providing a level of confidence of approximately 95 %.

-000-

Att: P.

เอกสารไม่ควบคุม
a 1165505



TECHNOLOGY PROMOTION ASSOCIATION (THAILAND-JAPAN)
CORPORATE SERVICES 3: EQUIPMENT CALIBRATION AND TESTING SERVICES
534/4 PATTANAKARN ROAD SOI 18, SUANLUANG, SUANLUANG, BANGKOK 10258
TEL. 0-2717-3000-34 FAX. 0-2719-9484



Certificate of Calibration

Certificate No.: 23H1200
Page: 1 of 2

Equipment: Dial Thermo-Hygrometer

Manufacturer: Barigo

Model: -

Serial No.: -

ID No.: UAE.ANV.130/2550

Condition As-Received: Used Item

Received Date: 26 May 2023

Calibration Date: 30 May 2023
to 06 June 2023

Reference: 2305-0919WSC

Ambient Temperature: (25 \pm 3) °C

Relative Humidity: (50 \pm 20) %

This certificate may not be reproduced other than in full,
except with the prior written approval of the head of
Corporate Services 3: Equipment Calibration and Testing Services.

Submitted by: United Analyst and Engineering Consultant Co., Ltd.

81 Soi Udomsuk 41, Sukhumvit Road,
Bangchak, Phrakhanong, Bangkok 10260

Procedure used: Calibration were conducted using in-house calibration procedure CP-H02 according to comparison with standard chilled mirror sensor for humidity measurement function and comparison with standard temperature probe for temperature measurement function into humidity / temperature chamber.

Condition of this result of calibration

1. Reference standards instruments:

Instrument	Model	Serial No.	Certificate No.	Due Date
1) Hygro-M2 Dew Point Monitor	5112	2360195	20703	02 Aug 2023
2) Handheld Thermometer With Sensor	1523	3240076	23105	15 Mar 2024

2. The certificate is valid only to the item calibrated on date and place of calibration.

3. This Certificate is traceable to the International System of Unit maintained through:-

- National Institute of Standards and Technology (NIST), The United States of America

- Technology Promotion Association (Thailand-Japan), NSC-ONSC Accredited No. Calibration 0008

Calibrated by: Somchai Dumwor
Issue Date: 07 June 2023

Approved Signatory:

[] Chakrit Waeawanjua
[] Pornthippa Tameyakul
[] Viporn Tantiyawutti

เอกสารไม่ควบคุม
B 0316274



Cert. No.: 23H1200
Page: 2 of 2

Result of Calibration:- Before Adjustment
Function: Humidity Measurement

Reference Temperature (°C)	Standard Humidity (%R.H.)	UUC* Reading (%R.H.)	Error (%R.H.)	Uncertainty of Measurement (\pm %R.H.)
25.0	40.1	48	7.9	1.6
25.0	60.0	63	3.0	1.7
25.0	80.0	76	-4.0	1.9

Result of Calibration:- After Adjustment
Function: Humidity Measurement

Reference Temperature (°C)	Standard Humidity (%R.H.)	UUC* Reading (%R.H.)	Error (%R.H.)	Uncertainty of Measurement (\pm %R.H.)
25.0	40.1	44	3.9	1.6
25.0	60.0	60	0.0	1.7
25.0	80.0	75	-5.0	1.9

Result of Calibration:- Without Adjustment
Function: Temperature Measurement

Standard Temperature (°C)	UUC* Reading (°C)	Error (°C)	Uncertainty of Measurement (\pm °C)
19.987	20.0	0.013	0.72
30.016	30.0	-0.016	0.72
39.944	39.5	-0.444	0.72

UUC* : Unit Under Calibration

The reported uncertainty of measurement was based on standard uncertainty multiplied by coverage factor $k = 2.00$, providing confidence level approximately 95%.

-000-

เอกสารไม่ควบคุม
a 1165295



United Analyst and Engineering Consultant Co., Ltd.

3 Soi Udomsuk 41, Sukhumvit Road, Bangchak, Phrakhanong, Bangkok 10260

Tel. 0 2763 2828 Fax 0 2763 2800 www.uaeconsultant.com E-mail: uae@uaeconsultant.com

MULTI-POINT GAS TEST REPORT

Test Date : May 3, 2023

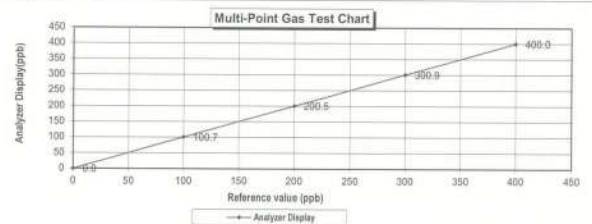
Equipment : Gas Analyzer (NO₂) Model : 42C
Manufacturer : Thermo Environmental Instruments Serial Number : 42C-76412-383

Standard Gas Concentration

Sulphur Dioxide (SO ₂)	44.68	PPM	Manufacturer :	Thermo Scientific
Nitric Oxide (NO)	45.94	PPM	Model :	146i
Methane (CH ₄)	-	PPM	Serial Number :	1180540071
Carbon Monoxide (CO)	984.8			
Cylinder No. :	E80143262			
Expiration Date :	Jun 21, 2024			

Multi-point gas test data

Reference Value (ppb)	Analyzer Display (ppb)	Difference Error	Percent Error	[% Error]
Level 1 Zero	0.0	0.00	0.00	0.00
Level 2 20.00%	100.0	100.7	0.70	0.70
Level 3 40.00%	200.0	200.5	0.25	0.25
Level 4 60.00%	300.0	300.9	0.30	0.30
Level 5 80.00%	400.0	400.0	0.00	0.00
Remark : Measuring Range	500.0 ppb	Average Difference (%)		0.25
: Acceptable Limit $\pm 5\%$				



Calculate by

เอกสารไม่ควบคุม



MULTI-POINT GAS TEST REPORT

Test Date : Mar 16, 2023

Equipment : Gas Analyzer (NO_x) Model : 42C
Manufacturer : Thermo Environmental Instruments Serial Number : 42C-70971-367

Standard Gas Concentration

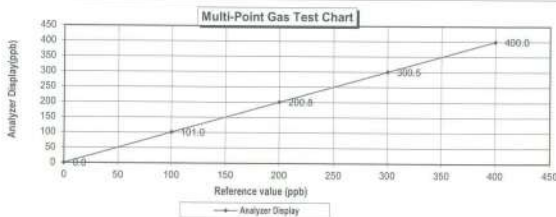
Sulphur Dioxide (SO₂) 44.68 PPM
Nitric Oxide (NO) 45.94 PPM
Methane (CH₄) - PPM
Carbon Monoxide (CO) 984.8 PPM
Cylinder No. : EB0143262
Expiration Date : Jun 21, 2024

Dilutor Detail

Manufacturer : Thermo Scientific
Model : 1461
Serial Number : 1180540071

Multi-point gas test data

	Reference Value (ppb)	Analyzer Display (ppb)	Difference Error	Percent Error	[% Error]
Level 1	Zero	0.0	0.00	0.00	0.00
Level 2	20.00%	100.0	101.0	1.00	0.99
Level 3	40.00%	200.0	200.8	0.80	0.40
Level 4	60.00%	300.0	300.5	0.50	0.17
Level 5	80.00%	400.0	400.0	0.00	0.00
Remark : Measuring Range	500.0 ppb			Average Difference (%)	0.31
: Acceptable Limit \pm 5%					



เอกสารไม่ควบคุม



CERTIFICATE OF ANALYSIS

Grade of Product: EPA Protocol

Part Number: E04N199E15A01D3 Reference Number: 122-402135167-1
Cylinder Number: EB0143262 Cylinder Volume: 144.4 CF
Laboratory: 124 - Durham (SAP) - NC Cylinder Pressure: 2015 PSIG
PGVP Number: B22021 Valve Outlet: 660
Gas Code: CO,NO,NOX,SO2,BALN Certification Date: Jun 21, 2021

Expiration Date: Jun 21, 2024

Certification performed in accordance with "EPA Traceability Protocol for Assay and Certification of Gasous Calibration Standards (May 2012)" document EPA 800R-12/031, using the assay procedures listed. Analytical Methodology does not require correction for analytical interference. This cylinder has a total analytical uncertainty as stated below with a confidence level of 95%. There are no significant impurities which affect the use of this calibration mixture. All concentrations are on a mole/mole basis unless otherwise noted.
(Do not Use This Cylinder below 100 psig, i.e. 6.7 megapascals)

Component	Requested Concentration	Actual Concentration	Protocol Method	Total Relative Uncertainty	Assay Dates
NOX	45.00 PPM	45.96 PPM	G1	+/- 1.4% NIST Traceable	06/14/2021, 06/21/2021
NITRIC OXIDE	45.00 PPM	45.94 PPM	G1	+/- 1.4% NIST Traceable	06/14/2021, 06/21/2021
SULFUR DIOXIDE	45.00 PPM	44.68 PPM	G1	+/- 1.0% NIST Traceable	06/14/2021, 06/21/2021
CARBON MONOXIDE	1000 PPM	984.8 PPM	G1	+/- 0.7% NIST Traceable	06/14/2021, 06/21/2021
NITROGEN	Balance				09/14/2021

Type	Lot ID	Cylinder No	Concentration	Uncertainty	Expiration Date
NTRM	20061120	CC708008	49.82 PPM NITRIC OXIDE/NITROGEN	+/- 1.0%	Feb 02, 2025
PRM	12386	DS85025	9.91 PPM NITROGEN DIOXIDE/AIR	+/- 2.0%	Feb 20, 2020
GMIS	401423836102	CS050591	4.348 PPM NITROGEN DIOXIDE/NITROGEN	+/- 2.1	Feb 18, 2023
NTRM	16011043	CC473277	49.02 PPM SULFUR DIOXIDE/NITROGEN	+/- 0.8%	Jun 17, 2022
NTRM	14080119	CC434277	990.9 PPM CARBON MONOXIDE/NITROGEN	+/- 0.6%	Nov 15, 2025

The SRM, PRM or RGM noted above is only in reference to the GMS used in the assay and not part of the analysis.

Instrument/Make/Model	Analytical Principle	Last Multipoint Calibration
Nicolet 8700 AHR0801333 CO	FTIR	Jun 03, 2021
Nicolet 8700 AHR0801333 NO	FTIR	Jun 03, 2021
Nicolet 8700 AHR0801333 NO2	FTIR	Jun 03, 2021
Nicolet 8700 AHR0801333 SO2	FTIR	Jun 03, 2021

Triad Data Available Upon Request

NOTES: PO #5221002807

GROSS WT: 28.40kg

NET WT: 4.73kg



The analytical test results reported on this certificate relate only to the cylinder number specified above. This concludes the test report.

Approved for Release



CERT 3082.01

เอกสารไม่ควบคุม



MULTI-POINT GAS TEST REPORT

Test Date : Feb 9, 2023

Equipment : Gas Analyzer (SO₂) Model : 431
Manufacturer : Thermo SCIENTIFIC Serial Number : CM22387067

Standard Gas Concentration

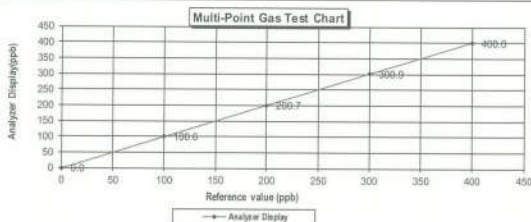
Sulphur Dioxide (SO₂) 44.68 PPM
Nitric Oxide (NO) 45.94 PPM
Methane (CH₄) - PPM
Carbon Monoxide (CO) 984.8 PPM
Cylinder No. : EB0143262
Expiration Date : Jun 24, 2024

Dilutor Detail

Manufacturer : Thermo SCIENTIFIC
Model : 1461
Serial Number : 1180540071

Multi-point gas test data

	Reference Value (ppb)	Analyzer Display (ppb)	Difference Error	Percent Error	[% Error]
Level 1	Zero	0.0	0.00	0.00	0.00
Level 2	20.00%	100.0	100.6	0.60	0.60
Level 3	40.00%	200.0	200.7	0.70	0.35
Level 4	60.00%	300.0	300.9	0.90	0.30
Level 5	80.00%	400.0	400.0	0.00	0.00
Remark : Measuring Range	500.0 ppb			Average Difference (%)	0.25
: Acceptable Limit \pm 5%					



เอกสารไม่ควบคุม



MULTI-POINT GAS TEST REPORT

Test Date : Mar 7, 2023

Equipment : Gas Analyzer (SO₂) Model : 431
Manufacturer : Thermo SCIENTIFIC Serial Number : 1200906874

Standard Gas Concentration

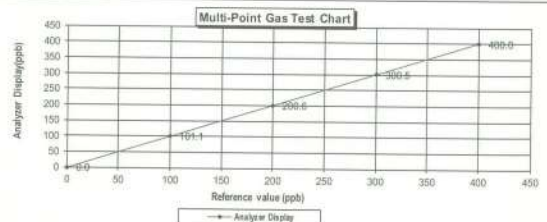
Sulphur Dioxide (SO₂) 44.68 PPM
Nitric Oxide (NO) 45.94 PPM
Methane (CH₄) - PPM
Carbon Monoxide (CO) 984.8 PPM
Cylinder No. : EB0143262
Expiration Date : Jun 24, 2024

Dilutor Detail

Manufacturer : Thermo SCIENTIFIC
Model : 1461
Serial Number : 1180540071

Multi-point gas test data

	Reference Value (ppb)	Analyzer Display (ppb)	Difference Error	Percent Error	[% Error]
Level 1	Zero	0.0	0.00	0.00	0.00
Level 2	20.00%	100.0	101.1	1.10	1.09
Level 3	40.00%	200.0	200.6	0.60	0.30
Level 4	60.00%	300.0	300.5	0.50	0.17
Level 5	80.00%	400.0	400.0	0.00	0.00
Remark : Measuring Range	500.0 ppb			Average Difference (%)	0.31
: Acceptable Limit \pm 5%					



เอกสารไม่ควบคุม

CERTIFICATE OF ANALYSIS

Grade of Product: EPA Protocol

Part Number: E04NI99E15A01D3 Reference Number: 122-402135167-1
Cylinder Number: EB0143262 Cylinder Volume: 144.4 CF
Laboratory: 124 - Durham (SAP) - NC Cylinder Pressure: 2015 PSIG
PGVP Number: B22021 Valve Outlet: 650
Gas Code: CO,NO,NOX,SO2,BALN Certification Date: Jun 21, 2021

Expiration Date: Jun 21, 2024

Certification performed in accordance with "EPA Traceability Protocol for Assay and Certification of Gaseous Calibration Standards (May 2012)" document EPA 600R-12/931, using the assay procedures listed. Analytical Methodology does not require correction for analytical interference. This cylinder has a total analytical uncertainty as stated below with a confidence level of 95%. There are no significant impurities which affect the use of this calibration mixture. All concentrations are on a mole/mole basis unless otherwise noted.
Do Not Use This Cylinder below 100 psig, i.e. 0.7 megapascals.

Component	Requested Concentration	Actual Concentration	Protocol Method	Total Relative Uncertainty	Assay Dates
NOX	45.00 PPM	45.96 PPM	G1	+/- 1.4% NIST Traceable	09/14/2021, 09/21/2021
NITRIC OXIDE	45.00 PPM	45.96 PPM	G1	+/- 1.4% NIST Traceable	09/14/2021, 09/21/2021
SULFUR DIOXIDE	45.00 PPM	44.58 PPM	G1	+/- 1.0% NIST Traceable	09/14/2021, 09/21/2021
CARBON MONOXIDE	1000 PPM	984.8 PPM	G1	+/- 0.7% NIST Traceable	09/14/2021
NITROGEN	Balance				

Type	Lot ID	Cylinder No	Concentration	Uncertainty	Expiration Date
NTRM	20081120	CC708098	49.82 PPM NITRIC OXIDE/NITROGEN	+/- 1.0%	Feb 02, 2025
PRM	12386	D685025	9.91 PPM NITROGEN DIOXIDE/AIR	+/- 2.0%	Feb 20, 2020
GMIS	401423836102	CC505681	4.348 PPM NITROGEN DIOXIDE/NITROGEN	+/- 2.1	Feb 18, 2023
NTRM	16011043	CC473277	49.02 PPM SULFUR DIOXIDE/NITROGEN	+/- 0.8%	Jun 17, 2022
NTRM	14060119	CC434277	990.9 PPM CARBON MONOXIDE/NITROGEN	+/- 0.6%	Nov 15, 2025

Instrument/Make/Model	Analytical Principle	Last Multipoint Calibration
Nicolet 6700 AHR0801333 CO	FTIR	Jun 03, 2021
Nicolet 6700 AHR0801333 NO	FTIR	Jun 03, 2021
Nicolet 6700 AHR0801333 NO2	FTIR	Jun 03, 2021
Nicolet 6700 AHR0801333 SO2	FTIR	Jun 03, 2021

Triad Data Available Upon Request

NOTES: PO #5221002807

GROSS WT: 28.40kg

NET WT: 4.73kg



CERT 3082.01

เอกสารไม่ควบคุม

The analytical test results reported on this certificate relate only to the cylinder number specified above. This concludes the test report.

Approved for Release

MULTI-POINT GAS TEST REPORT

Test Date : Feb 21, 2023

Equipment : Gas Analyzer (CO) Model : 48i
Manufacturer : Thermo Scientific Serial Number : 1201778117

Standard Gas Concentration	Dilutor Detail
Sulphur Dioxide (SO ₂) 44.68 PPM	Manufacturer : Thermo Scientific
Nitric Oxide (NO) 45.94 PPM	Model : 146i
Methane (CH ₄) - PPM	Serial Number : 1180540071
Carbon Monoxide (CO) 984.8 PPM	
Cylinder No. : EB0143262	
Expiration Date : Jun 20, 2024	

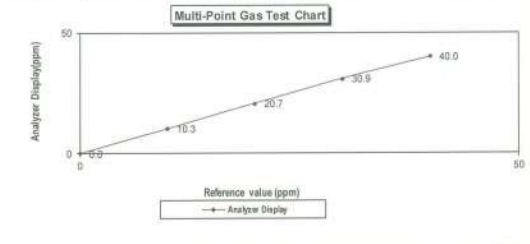
Multi-point gas test data

Level	Reference Value (ppm)	Analyzer Display (ppm)	Difference Error	Percent Error	[% Error]
Level 1	Zero	0.0	0.0	0.0	0.0
Level 2	20.00%	10.0	0.3	2.9	2.9
Level 3	40.00%	20.0	0.7	3.4	3.4
Level 4	60.00%	30.0	0.9	2.9	2.9
Level 5	80.00%	40.0	0.0	0.0	0.0

Remark : Measuring Range 50.0 ppm

Acceptable Limit ± 5%

Average Difference (%) 1.84



Calculate by

Page 1 of 1

เอกสารไม่ควบคุม

MULTI-POINT GAS TEST REPORT

Test Date : Mar 20, 2023

Equipment : Gas Analyzer (CO) Model : 48i
Manufacturer : Thermo Scientific Serial Number : 1201778118

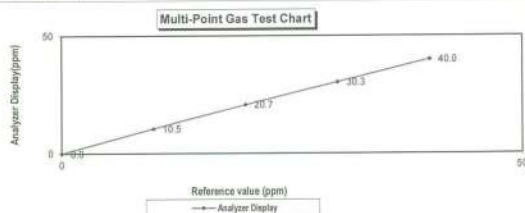
Standard Gas Concentration	Dilutor Detail
Sulphur Dioxide (SO ₂) 44.68 PPM	Manufacturer : Thermo Scientific
Nitric Oxide (NO) 45.94 PPM	Model : 146i
Methane (CH ₄) - PPM	Serial Number : 1180540071
Carbon Monoxide (CO) 984.8 PPM	
Cylinder No. : EB0143262	
Expiration Date : Jun 20, 2024	

Multi-point gas test data

Level	Reference Value (ppm)	Analyzer Display (ppm)	Difference Error	Percent Error	[% Error]
Level 1	Zero	0.0	0.0	0.0	0.0
Level 2	20.00%	10.0	0.5	4.8	4.8
Level 3	40.00%	20.0	0.7	3.4	3.4
Level 4	60.00%	30.0	0.3	1.0	1.0
Level 5	80.00%	40.0	0.0	0.0	0.0

Remark : Measuring Range 50.0 ppm

Acceptable Limit ± 5%



Calculate by

CERTIFICATE OF ANALYSIS

Grade of Product: EPA Protocol

Part Number: E04NI99E15A01D3 Reference Number: 122-402135167-1
Cylinder Number: EB0143262 Cylinder Volume: 144.4 CF
Laboratory: 124 - Durham (SAP) - NC Cylinder Pressure: 2015 PSIG
PGVP Number: B22021 Valve Outlet: 650
Gas Code: CO,NO,NOX,SO2,BALN Certification Date: Jun 21, 2021

Expiration Date: Jun 21, 2024

Certification performed in accordance with "EPA Traceability Protocol for Assay and Certification of Gaseous Calibration Standards (May 2012)" document EPA 600R-12/931, using the assay procedures listed. Analytical Methodology does not require correction for analytical interference. This cylinder has a total analytical uncertainty as stated below with a confidence level of 95%. There are no significant impurities which affect the use of this calibration mixture. All concentrations are on a mole/mole basis unless otherwise noted.
Do Not Use This Cylinder below 100 psig, i.e. 0.7 megapascals.

Component	Requested Concentration	Actual Concentration	Protocol Method	Total Relative Uncertainty	Assay Dates
NOX	45.00 PPM	45.96 PPM	G1	+/- 1.4% NIST Traceable	09/14/2021, 09/21/2021
NITRIC OXIDE	45.00 PPM	45.96 PPM	G1	+/- 1.4% NIST Traceable	09/14/2021, 09/21/2021
SULFUR DIOXIDE	45.00 PPM	44.58 PPM	G1	+/- 1.0% NIST Traceable	09/14/2021, 09/21/2021
CARBON MONOXIDE	1000 PPM	984.8 PPM	G1	+/- 0.7% NIST Traceable	09/14/2021
NITROGEN	Balance				

Type	Lot ID	Cylinder No	Concentration	Uncertainty	Expiration Date
NTRM	20081120	CC708098	49.82 PPM NITRIC OXIDE/NITROGEN	+/- 1.0%	Feb 02, 2025
PRM	12386	D685025	9.91 PPM NITROGEN DIOXIDE/AIR	+/- 2.0%	Feb 20, 2020
GMIS	401423836102	CC505681	4.348 PPM NITROGEN DIOXIDE/NITROGEN	+/- 2.1	Feb 18, 2023
NTRM	16011043	CC473277	49.02 PPM SULFUR DIOXIDE/NITROGEN	+/- 0.8%	Jun 17, 2022
NTRM	14060119	CC434277	990.9 PPM CARBON MONOXIDE/NITROGEN	+/- 0.6%	Nov 15, 2025

Instrument/Make/Model	Analytical Principle	Last Multipoint Calibration
Nicolet 6700 AHR0801333 CO	FTIR	Jun 03, 2021
Nicolet 6700 AHR0801333 NO	FTIR	Jun 03, 2021
Nicolet 6700 AHR0801333 NO2	FTIR	Jun 03, 2021
Nicolet 6700 AHR0801333 SO2	FTIR	Jun 03, 2021

Triad Data Available Upon Request

NOTES: PO #5221002807

GROSS WT: 28.40kg

NET WT: 4.73kg



CERT 3082.01

เอกสารไม่ควบคุม

The analytical test results reported on this certificate relate only to the cylinder number specified above. This concludes the test report.

Approved for Release

Page 1 of 1

เอกสารไม่ควบคุม

MULTI-POINT GAS TEST REPORT

Test Date : Feb 15, 2023

Equipment : Hydrocarbon Analyzer Model : APHA-370
Manufacturer : HORIBA Serial Number : 933N1MN9

Standard Gas Concentration

Sulphur Dioxide (SO₂) : - PPM
Nitric Oxide (NO) : - PPM
Methane (CH₄) : 39.8 PPM
Carbon Monoxide (CO) : - PPM
Cylinder No. : D824432
Expiration Date : Aug 4, 2028

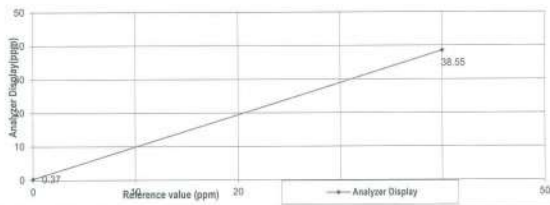
Dilutor Detail

Manufacturer :
Model :
Serial Number :

Multi-point gas test data

Reference Value (ppm)	Analyzer Display (ppm)	Difference Error	Percent Error	[% Error]
Level 1 Zero	0.00	0.37	0.37	0.37
Level 2 80.00%	40.00	38.55	-1.45	-3.76
Remark : Measuring Range	50.00 ppm	Average Difference (%)	2.07	
Acceptable Limit $\pm 5\%$				

Multi-Point Gas Test Chart



Page 1 of 1

เอกสารไม่ควบคุม

MULTI-POINT GAS TEST REPORT

Test Date : Feb 15, 2023

Equipment : Hydrocarbon Analyzer Model : APHA-370
Manufacturer : HORIBA Serial Number : 933N1MN9

Standard Gas Concentration

Sulphur Dioxide (SO₂) : - PPM
Nitric Oxide (NO) : - PPM
Methane (CH₄) : 39.8 PPM
Carbon Monoxide (CO) : - PPM
Cylinder No. : D824432
Expiration Date : Aug 4, 2028

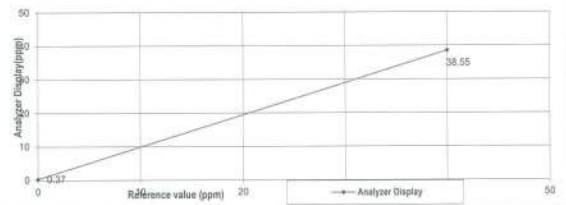
Dilutor Detail

Manufacturer :
Model :
Serial Number :

Multi-point gas test data

Reference Value (ppm)	Analyzer Display (ppm)	Difference Error	Percent Error	[% Error]
Level 1 Zero	0.00	0.37	0.37	0.37
Level 2 80.00%	40.00	38.55	-1.45	-3.76
Remark : Measuring Range	50.00 ppm	Average Difference (%)	2.07	
Acceptable Limit $\pm 5\%$				

Multi-Point Gas Test Chart



Page 1 of 1

เอกสารไม่ควบคุม



Airgas Specialty Gases
Airgas USA, LLC
6141 Easton Road
Bldg 1
Plumsteadville, PA 18949
Airgas.com

CERTIFICATE OF ANALYSIS

Grade of Product: EPA Protocol

Part Number: E03A199E15A006C Reference Number: 160-401908379-1
Cylinder Number: CC143232 Cylinder Volume: 144.0 CF
Laboratory: 124 - Plumsteadville - PA Cylinder Pressure: 2016 PSIG
PGVP Number: A12020 Valve Outlet: 590
Gas Code: CH4,PPN,BALA Certification Date: Oct 16, 2020
Expiration Date: Oct 16, 2028

Certification performed in accordance with "EPA Traceability Protocol for Assay and Certification of Gaseous Calibration Standards (May 2012)" document EPA 800R-12/031, using the assay procedures listed. Analytical Methodology does not require correction for analytical interference. This cylinder has a total analytical uncertainty as stated below with a confidence level of 95%. There are no significant impurities which affect the use of this calibration mixture. All concentrations are on a mole/mole basis unless otherwise noted.
(Do Not Use This Cylinder below 100 psig, i.e. 0.7 megapascal)

ANALYTICAL RESULTS

Component	Requested Concentration	Actual Concentration	Protocol Method	Total Relative Uncertainty	Assay Dates
METHANE	4000 PPM	4019 PPM	G1	$\pm 1.0\%$ NIST Traceable	10/16/2020
PROPANE	4000 PPM	4008 PPM	G1	$\pm 0.7\%$ NIST Traceable	10/09/2020
AIR	Balance				

CALIBRATION STANDARDS

Type	Lot ID	Cylinder No	Concentration	Uncertainty	Expiration Date
NTRM	02010405	K010090	4976 PPM PROPANE/NITROGEN	$\pm 0.8\%$	Dec 02, 2021
NTRM	170608	CC160290	0.967 % METHANE/NITROGEN	$\pm 0.4\%$	Aug 22, 2023

ANALYTICAL EQUIPMENT

Instrument/Make/Model	Analytical Principle	Last Multipoint Calibration
MKS FTIR - CH4 - 000928781	FTIR	Oct 14, 2020
Nicolet 6700 APV1100391 C3H8	FTIR	Sep 16, 2020

Triad Data Available Upon Request

NOTES: NET WEIGHTS: 4.865kg
GROSS WEIGHTS: 27.365kg
PO#: 5220003825



เอกสารไม่ควบคุม



CALIBRATION LABORATORY CO., LTD.

2/10-11, 14, 55 Soi Prasert Manukit 29 Yaek 4, Prasert Manukit Rd., Ladphrao, Bangkok 10230
Tel. 02-518-0353-4 Fax: 02-578-2672 www.cal-lab.com E-mail: sale@cal-lab.com



CERTIFICATE OF CALIBRATION

FOR

NOMENCLATURE : VIBRATION METER
MANUFACTURER : INSTANTEL
MODEL / TYPE : 721A2501/721A2901
SERIAL NO. : UM12393/UM12393
CLID. NO. : 251801351
JOB CONTROL NO. : 230221019601

CUSTOMER : UNITED ANALYST AND ENGINEERING CONSULTANT CO., LTD.
81 SOI UDOMSUK 41, SUKHUMVIT ROAD,
BANGCHAK, PHRAKHANONG, BANGKOK 10260

DATE OF RECEIVED : 21 February 2023

DATE OF ISSUED : 24 February 2023

Report of calibration screening must not be taken in part. Except complete. Without the approval of the Calibration Laboratory Co., Ltd.

Calibrated By : Suwit Phuanbusabong
Calibration Engineer

Approved By : Mongkol Yotsontorn
Authorized Signatory
24 February 2023



This Calibration Certificate documents the traceability to national standards, which realize the units of measurement according to the International System of Units (SI)

Certificate No. Q23019601

F3-011-04/01-12

page 1 of 4

เอกสารไม่ควบคุม



REPORT OF CALIBRATION

FOR

NOMENCLATURE : VIBRATION METER
MANUFACTURER : INSTANTEL
MODEL / TYPE : 721A2501/721A2901
SERIAL NO. : UM12393/UM12393
DATE OF CALIBRATION : 22 February 2023

ENVIRONMENT CONDITIONS :

Temperature : (23 ± 2) °C Relative Humidity : (55 ± 15) %RH

PROCEDURE USED :

This instrument was calibrated under procedure No. CLC-CPEE-08 based on ISO 16063-21 as calibration guideline.

The calibration was performed by using Digital Multimeter, High Resolution Programmable Timer/Counter, Accelerometer and Measuring Amplifier which maintained by the Calibration Laboratory Co., Ltd.

REFERENCE STANDARD USED :

- Digital Multimeter, Wavetek Model 1281 S/N. 29320.
- High Resolution Programmable Timer/Counter, Philips Model PM6680B S/N. SM607101.
- Accelerometer with Measuring Amplifier, Bruel & Kjaer Model 8305, 2525 S/N. 397018, 2434988.

TRACEABILITY :

- The measurements are traceable to International System of Units (SI), through Aeronautical Radio of Thailand Ltd. Certificate No. 05-0207/21, Due Date 31 May 2023.
- The measurements are traceable to International System of Units (SI), through Aeronautical Radio of Thailand Ltd. Certificate No. 07-0001/22, Due Date 22 February 2023.
- The measurements are traceable to International System of Units (SI), through National Institute of Metrology (Thailand). Certificate No. AV-0009-22, Due Date 22 June 2023.

UNCERTAINTY :

The reported expanded uncertainty of measurement is stated as the standard uncertainty of measurement multiplied by the coverage factor $k=2$, which for a normal distribution corresponds to a coverage probability of approximately 95 %. It has been evaluated according to the "Evaluation of the Uncertainty of Measurement in Calibration (EA-4/02 M:2022)"

Certificate No. Q23019601

F3-011-04/01-12

page 2 of 4



เอกสารไม่ควบคุม

CONDITION OF CALIBRATION ITEM : GOOD

MEASUREMENT RESULTS : (X) without adjustment () adjustment

CALIBRATION DATA

1. ACCELERATION RESULT

Test point		Mode	STD Reading	DUC Reading	Correction	Uncertainty
(g)	(frequency)		(g)	(g)	(g)	± (% of rdg.)
0.3	50 Hz	peak	0.300	0.305	-0.005	1.9
0.4	50 Hz		0.400	0.408	-0.008	1.9
0.5	50 Hz		0.500	0.511	-0.011	1.3
0.6	50 Hz		0.600	0.618	-0.018	1.3
0.7	50 Hz		0.700	0.721	-0.021	1.3
0.3	100 Hz	peak	0.300	0.304	-0.004	1.9
0.4	100 Hz		0.400	0.407	-0.007	1.9
0.5	100 Hz		0.500	0.509	-0.009	1.3
0.6	100 Hz		0.600	0.613	-0.013	1.3
0.7	100 Hz		0.700	0.719	-0.019	1.3

2. VELOCITY RESULT

Test point		Mode	STD Reading	DUC Reading	Correction	Uncertainty
(mm/s)	(frequency)		(mm/s)	(mm/s)	(mm/s)	± (% of rdg.)
3	50 Hz	peak	3.000	3.041	-0.041	1.8
4	50 Hz		4.000	4.055	-0.055	1.8
5	50 Hz		5.000	5.067	-0.067	1.8
6	50 Hz		6.000	6.079	-0.079	1.8
7	50 Hz		7.000	7.089	-0.089	1.8
3	100 Hz	peak	3.000	3.039	-0.039	1.8
4	100 Hz		4.000	4.048	-0.048	1.8
5	100 Hz		5.000	5.055	-0.055	1.8
6	100 Hz		6.000	6.068	-0.068	1.8
7	100 Hz		7.000	7.080	-0.080	1.8

Certificate No. Q23019601

F3-011-04/01-12

page 3 of 4



เอกสารไม่ควบคุม



CALIBRATION DATA

3. DISPLACEMENT RESULT

Test point		Mode	STD Reading	DUC Reading	Correction	Uncertainty
(mm)	(frequency)		(mm)	(mm)	(mm)	± (% of rdg.)
*0.03	50 Hz	peak	0.030	0.030	0.000	2.1
*0.04	50 Hz		0.040	0.040	0.000	1.7
*0.05	50 Hz		0.050	0.050	0.000	1.5
*0.06	50 Hz		0.060	0.061	-0.001	1.3
*0.07	50 Hz		0.070	0.071	-0.001	1.2
0.03	100 Hz	peak	0.030	0.030	0.000	2.1
0.04	100 Hz		0.040	0.040	0.000	1.7
0.05	100 Hz		0.050	0.050	0.000	1.5
0.06	100 Hz		0.060	0.061	-0.001	1.3
0.07	100 Hz		0.070	0.071	-0.001	1.2

Note: * means Calibrations marked "Not ANAB Accredited" in this Certificate have been included for completeness.

The Scope of Accredited ANAB Certificate No. ACDM-2814 Version 008 Page 1 of 58

This report is valid for the above stated instrument/s only.

End of Certificate

Certificate No. Q23019601

F3-011-04/01-12

page 4 of 4



เอกสารไม่ควบคุม

INNOVATIVE INSTRUMENT CALIBRATION LAB
INNOVATIVE INSTRUMENT CO., LTD. HEAD OFFICE
7/139 MOO 13, SOI SUTINAKORN 11 TAMBON BANG KAE, KAE
AMPHIB RANG PHU SAMUT PRAKAN PROVINCE 10940 THAILAND
TEL: 0660-2116-2800-1 FAX: 0660-2116-7140



Page 1 of 2

Certificate of Calibration

Customer

Name : UNITED ANALYST AND ENGINEERING
CONSULTANT CO.,LTD.
Address : 81 Soi Udomsuk 41, Sukhumvit Road, Bangchak,
Prakanong, Bangkok 10260

Certificate No : 23-ACT-111
Request No : Req-2023-1408

Unit Under Calibration Details

Measurement item : Acoustic Calibrator
Manufacturer : SVANTEK
Model : SV 35A
Serial Number : 73249
ID : UAE.EFM.105/2561
Class : 1
Range : 94 , 114 dB / 1000 Hz
Instrument Status : Used

Calibration Environment and Details

Temperature : (23 ± 2 °C)
Humidity : (50 ± 20 %RH)
Barometric Pressure : (1013 ± 10.0 hPa)
Received Date : 26 June 2023
Calibration Date : 27 June 2023
Location of Calibration : LAB 1 Acoustic
Calibration Procedure : In-house method CP-ACT-02 based on IEC 60942:2017 Electroacoustics - Sound calibrators

Reference Standard	Model	Serial Number	Traceable	Due Calibration
Sound Calibrator	SV 35A	58079	EEL	31 May 2024
THD Multimeter	2015	1047765	NIMT	31 January 2024

Traceability : This certificate provides traceability of measurement to recognized national standard, and to the realization of the international System of Units (SI).

Note

The reported uncertainty is based on standard uncertainty multiplied by the Coverage Factor $k=2$, providing a level of confidence approximately 95 %.

Calibrated By :
Mr. Noppadon Luangart
Service Calibration Engineer

Approved By :
Mr. Panch Mathavorn
Calibration Engineer Supervisor
Issue Date : 27 June 2023

The results related only to the item calibrated. The certificate shall not be reproduced except in full, without written approval of the Innovative Instrument Co., Ltd.

เอกสารไม่ควบคุม



Certificate No : 23-ACT-111

Request No : Req-2023-1408

Calibration Results : Without Adjustment

Calibration Range (dB)	Without Adjustment (dB)		Adjustment (dB)		Uncertainty (± dB)	Acceptance limit Class 1 (± dB)
	Measured	Error	Measured	Error		
94 dB / 1000 Hz	93.84	-0.16	-	-	0.14	0.25
114 dB / 1000 Hz	113.79	-0.21	-	-	0.13	0.25

Frequency of Sound pressure level

Calibration Range (Hz)	Without Adjustment		Adjustment		Uncertainty (± %)	Acceptance limit Class 1 (± %)
	Measured (Hz)	Error (%)	Measured (Hz)	Error (%)		
94 dB / 1000 Hz	1000.00	0.00	-	-	0.01	0.70
114 dB / 1000 Hz	1000.00	0.00	-	-	0.01	0.70

Total Harmonic Distortion plus Noise of Sound pressure level (THD+N %)

Calibration Range (Hz)	Without Adjustment		Adjustment		Uncertainty (± %)	Acceptance limit Class 1 (± %)
	Measured (%)	Error (%)	Measured (%)	Error (%)		
94 dB / 1000 Hz	0.17	-	-	-	0.40	2.5
114 dB / 1000 Hz	0.04	-	-	-	0.40	2.5

Note :

- Acceptance limit was IEC60942:2017 Class 1
- The calibration results exclude the calibrator pressure correction
- The calibration results exclude the microphone volume correction

End of Calibration

The results related only to the item calibrated. The certificate shall not be reproduced except in full, without written approval of the Innovative Instrument Calibration Lab.

เอกสารไม่ควบคุม

Calibration Certificate

Certificate Number 2023003675

Customer:

United Analyst and Engineering Consultant Co Ltd
No. 81 Sai Udomak 41, Sukhumvit Road,
Bangkok, Phra Khanong,
Bangkok, 10260, Thailand

Model Number LxT1

Serial Number 0007311

Test Results Pass

Initial Condition As Manufactured

Description SoundTrack LxT Class 1
Class 1 Sound Level Meter
Firmware Revision: 2.404

Procedure Number D0001.8364

Technician Jacob Cannon

Calibration Date 24 Mar 2023

Calibration Due Temperature 23.56 °C ± 0.25 °C

Humidity 49.9 %RH ± 2.0 %RH

Static Pressure 85.69 kPa ± 0.13 kPa

Evaluation Method

Tested with:

Larson Davis CAL291, S/N 0108
Larson Davis CAL200, S/N 9079
PCB 377B02, S/N 345817
Larson Davis PRMLxT1, S/N 077646

Data reported in dB re 20 µPa.

Compliance Standards

Compliant to Manufacturer Specifications and the following standards when combined with Calibration Certificate from procedure D0001.8378:

IEC 60651:2001 Type 1
IEC 60804:2000 Type 1
IEC 61252:2002
IEC 61260:2001 Class 1
IEC 61672:2013 Class 1

ANSI S1.4-2014 Class 1
ANSI S1.4 (R2006) Type 1
ANSI S1.11 (R2009) Class 1
ANSI S1.25 (R2007)
ANSI S1.43 (R2007) Type 1

Issuing lab certifies that the instrument described above meets or exceeds all specifications as stated in the referenced procedure (unless otherwise noted). It has been calibrated using measurement standards traceable to the International System of Units (SI) through the National Institute of Standards and Technology (NIST), or other national measurement institutes, and meets the requirements of ISO/IEC 17025:2017.

Test points marked with a ± in the uncertainties column do not fall within this laboratory's scope of accreditation.

The quality system is registered to ISO 9001:2015.

This calibration is a direct comparison of the unit under test to the listed reference standards and did not involve any sampling plans to complete. No allowance has been made for the instability of the test device due to use, time, etc. Such allowances would be made by the customer as needed.

The uncertainties were computed in accordance with the ISO Guide to the Expression of Uncertainty in Measurement (GUM). A coverage factor of approximately 2 sigma (k=2) has been applied to the standard uncertainty to express the expanded uncertainty at approximately 95% confidence level.

This report may not be reproduced, except in full, unless permission for the publication of an approved abstract is obtained in writing from the organization issuing this report.

Correction data from Larson Davis LxT Manual for SoundTrack LxT & SoundExpert Ltd, I770.01 Rev O Supporting Firmware Version 4.0.5, 2019-03-10

For 1/4" microphones, the Larson Davis ADP024 1/4" to 1/2" adaptor is used with the calibrators and the Larson Davis ADP043 1/4" to

LARSON DAVIS – A PCB DIVISION
1681 West 820 North
Provo, UT 84601, United States
716-684-0001



2023-3-24T16:12:13

Page 1 of 3

D0001.8406 Rev G

เอกสารไม่ควบคุม

Certificate Number 2023003675

1/2" adaptor is used with the preamplifier.

Calibration Check Frequency: 1000 Hz; Reference Sound Pressure Level: 114 dB re 20 µPa

Periodic tests were performed in accordance with procedures from IEC 61672-3:2013 / ANSI/ASA S1.4-2014 Part 3.

Pattern approval for IEC 61672-1:2013 / ANSI/ASA S1.4-2014 Part 1 successfully completed by Physikalisch-Technische Bundesanstalt (PTB) on 2007-10-09 reference number PTB-1.72-4034218.

The sound level meter submitted for testing successfully completed the periodic tests of IEC 61672-3:2013 / ANSI/ASA S1.4-2014 Part 3, for the environmental conditions under which the tests were performed. As evidence was publicly available, from an independent testing organization responsible for approving the results of pattern-evaluation tests performed in accordance with IEC 61672-2:2013 / ANSI/ASA S1.4-2014 Part 2, to demonstrate that the model of sound level meter fully conformed to the class 1 specifications in IEC 61672-1:2013 / ANSI/ASA S1.4-2014 Part 1; the sound level meter submitted for testing conforms to the class 1 specifications in IEC 61672-1:2013 / ANSI/ASA S1.4-2014 Part 1.

Description	Standards Used		
	Cal Date	Cal Due	Cal Standard
Larson Davis CAL291 Residual Intensity Calibrator	2022-09-09	2023-09-09	001250
Hart Scientific 2626-II Temperature Probe	2021-08-25	2023-05-25	006798
Larson Davis CAL200 Acoustic Calibrator	2022-07-21	2023-07-21	007027
Larson Davis Model 831	2023-02-22	2024-02-22	007182
PCB 377A13 1/2 inch Prepolarized Pressure Microphone	2023-03-06	2024-03-06	007185
SRS DS360 Ultra Low Distortion Generator	2022-03-29	2023-03-29	007635
Larson Davis 1/2" Preamplifier for Model 831 Type 1	2022-09-28	2023-09-28	PCB0004783

Acoustic Calibration

Measured according to IEC 61672-3:2013 10 and ANSI S1.4-2014 Part 3: 10

Measurement	Test Result [dB]	Lower Limit [dB]	Upper Limit [dB]	Expanded Uncertainty [dB]	Result
1000 Hz	114.01	113.80	114.20	0.14	Pass

Loaded Circuit Sensitivity

Measurement	Test Result [dB re 1 V / Pa]	Lower Limit [dB re 1 V / Pa]	Upper Limit [dB re 1 V / Pa]	Expanded Uncertainty [dB]	Result
1000 Hz	-49.73	-52.44	-48.33	0.14	Pass

— End of measurement results—

Acoustic Signal Tests, C-weighting

Measured according to IEC 61672-3:2013 12 and ANSI S1.4-2014 Part 3: 12 using a comparison coupler with Unit Under Test (UUT) and reference SLM using slow time-weighted sound level for compliance to IEC 61672-1:2013 5.5; ANSI S1.4-2014 Part 1: 5.5

Frequency [Hz]	Test Result [dB]	Expected [dB]	Lower Limit [dB]	Upper Limit [dB]	Expanded Uncertainty [dB]	Result
125	-0.19	-0.20	-1.20	0.80	0.23	Pass
1000	0.15	0.00	-0.70	0.70	0.23	Pass
8000	-3.69	-3.00	-5.50	-1.50	0.32	Pass

— End of measurement results—

— End of Report—

Signature:

LARSON DAVIS – A PCB DIVISION
1681 West 820 North
Provo, UT 84601, United States
716-684-0001



2023-3-24T16:12:13

Page 2 of 3

D0001.8406 Rev G

เอกสารไม่ควบคุม

LARSON DAVIS – A PCB DIVISION
1681 West 820 North
Provo, UT 84601, United States
716-684-0001



2023-3-24T16:12:13

Page 3 of 3

D0001.8406 Rev G

เอกสารไม่ควบคุม

Calibration Certificate

Certificate Number 2023003651

Customer:
United Analyst and Engineering Consultant Co Ltd
No. 81 Soi Udomsak 41, Sukhumvit Road,
Bangchak, Phra Khanong,
Bangkok, 10260, Thailand

Model Number LxT1

Serial Number 0007311

Test Results Pass

Initial Condition As Manufactured

Description SoundTrack LxT Class 1

Class 1 Sound Level Meter

Firmware Revision: 2.404

Procedure Number D0001.8378

Technician Jacob Cannon

Calibration Date 23 Mar 2023

Calibration Due

Temperature 23.6 °C ± 0.25 °C

Humidity 50.3 %RH ± 2.0 %RH

Static Pressure 86.08 kPa ± 0.13 kPa

Evaluation Method Tested electrically using Larson Davis PRMLxT1 S/N 077646 and a 12.0 pF capacitor to simulate microphone capacitance. Data reported in dB re 20 µPa assuming a microphone sensitivity of 50.0 mV/Pa.

Compliance Standards Compliant to Manufacturer Specifications and the following standards when combined with Calibration Certificate from procedure D0001.8384:

IEC 60651:2001 Type 1

IEC 60804:2000 Type 1

IEC 61252:2002

IEC 61672:2013 Class 1

IEC 61260:2001 Class 1

ANSI S1.4-2014 Class 1

ANSI S1.4 (R2006) Type 1

ANSI S1.25 (R2007)

ANSI S1.43 (R2007) Type 1

ANSI S1.11 (R2009) Class 1

Issuing lab certifies that the instrument described above meets or exceeds all specifications as stated in the referenced procedure (unless otherwise noted). It has been calibrated using measurement standards traceable to the International System of Units (SI) through the National Institute of Standards and Technology (NIST), or other national measurement institutes, and meets the requirements of ISO/IEC 17025:2017. Test points marked with a ‡ in the uncertainties column do not fall within this laboratory's scope of accreditation.

The quality system is registered to ISO 9001:2015.

This calibration is a direct comparison of the unit under test to the listed reference standards and did not involve any sampling plans to complete. No allowance has been made for the instability of the test device due to use, time, etc. Such allowances would be made by the customer as needed.

The uncertainties were computed in accordance with the ISO Guide to the Expression of Uncertainty in Measurement (GUM). A coverage factor of approximately 2 sigma (k=2) has been applied to the standard uncertainty to express the expanded uncertainty at approximately 95% confidence level.

This report may not be reproduced, except in full, unless permission for the publication of an approved abstract is obtained in writing from the organization issuing this report.

Correction data from Larson Davis LxT Manual for SoundTrack LxT & SoundExpert LxT, I770.01 Rev O Supporting Firmware Version 4.0.5, 2010-09-10

Calibration Check Frequency: 1000 Hz; Reference Sound Pressure Level: 114 dB re 20 µPa

LARSON DAVIS – A PCB DIVISION

1681 West 820 North
Provo, UT 84601, United States
716-684-0001

2023-5-27T16:40:17



Page 1 of 8

LARSON DAVIS
A PCB DIVISION

D0001.8407 Rev G

เอกสารไม่ควบคุม

LARSON DAVIS – A PCB DIVISION

1681 West 820 North
Provo, UT 84601, United States
716-684-0001

2023-5-27T16:40:17



Page 2 of 8

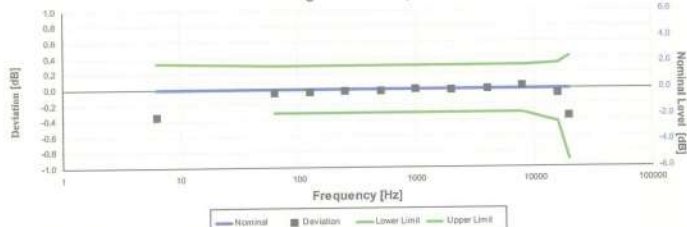
LARSON DAVIS
A PCB DIVISION

D0001.8407 Rev G

เอกสารไม่ควบคุม

Certificate Number 2023003651

Z-weight Filter Response



Electrical signal test of frequency weighting performed according to IEC 61672-3:2013 13 and ANSI S1.4-2014 Part 3: 13 for compliance to IEC 61672-1:2013 5.5, IEC 60651:2001 6.1 and 9.2.2, IEC 60804:2000 5, ANSI S1.4:1993 (R2006) 5.1 and 8.2.1, ANSI S1.4-2014 Part 1: 5.5

Frequency [Hz]	Test Result [dB]	Deviation [dB]	Lower limit [dB]	Upper limit [dB]	Expanded Uncertainty [dB]	Result
6.31	-0.36	-0.35	-1.11	0.33	0.15	Pass
63.10	-0.05	-0.05	-0.30	0.30	0.15	Pass
125.89	-0.03	-0.03	-0.30	0.30	0.15	Pass
251.19	-0.03	-0.03	-0.30	0.30	0.15	Pass
501.19	-0.03	-0.03	-0.30	0.30	0.15	Pass
1,000.00	0.00	0.00	-0.30	0.30	0.15	Pass
1,995.26	-0.02	-0.01	-0.30	0.30	0.15	Pass
3,981.07	0.00	0.00	-0.30	0.30	0.15	Pass
7,943.28	0.04	0.04	-0.30	0.30	0.15	Pass
15,848.93	-0.06	-0.06	-0.42	0.32	0.15	Pass
19,952.52	-0.35	-0.35	-0.91	0.41	0.15	Pass

— End of measurement results—

LARSON DAVIS – A PCB DIVISION

1681 West 820 North
Provo, UT 84601, United States
716-684-0001

2023-5-27T16:40:17



Page 3 of 8

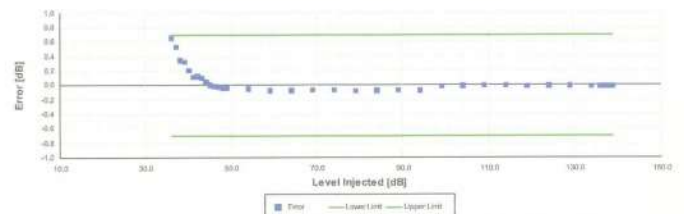
LARSON DAVIS
A PCB DIVISION

D0001.8407 Rev G

เอกสารไม่ควบคุม

Certificate Number 2023003651

A-weighted Broadband Log Linearity: 8,000.00 Hz



Broadband level linearity performed according to IEC 61672-3:2013 16 and ANSI S1.4-2014 Part 3: 16 for compliance to IEC 61672-1:2013 5.6, IEC 60804:2000 6.2, IEC 61252:2002 8, ANSI S1.4 (R2006) 6.8, ANSI S1.4-2014 Part 1: 5.6, ANSI S1.43 (R2007) 6.2

Level [dB]	Error [dB]	Lower limit [dB]	Upper limit [dB]	Expanded Uncertainty [dB]	Result
36.00	0.66	-0.70	0.70	0.16	Pass
37.00	0.53	-0.70	0.70	0.16	Pass
38.00	0.35	-0.70	0.70	0.16	Pass
39.00	0.32	-0.70	0.70	0.16	Pass
40.00	0.21	-0.70	0.70	0.16	Pass
41.00	0.12	-0.70	0.70	0.16	Pass
42.00	0.12	-0.70	0.70	0.16	Pass
43.00	0.10	-0.70	0.70	0.17	Pass
44.00	0.05	-0.70	0.70	0.17	Pass
45.00	0.00	-0.70	0.70	0.16	Pass
46.00	-0.01	-0.70	0.70	0.16	Pass
47.00	-0.03	-0.70	0.70	0.16	Pass
48.00	-0.04	-0.70	0.70	0.16	Pass
49.00	-0.04	-0.70	0.70	0.16	Pass
50.00	-0.05	-0.70	0.70	0.16	Pass
51.00	-0.07	-0.70	0.70	0.16	Pass
52.00	-0.07	-0.70	0.70	0.16	Pass
53.00	-0.07	-0.70	0.70	0.16	Pass
54.00	-0.07	-0.70	0.70	0.16	Pass
55.00	-0.07	-0.70	0.70	0.16	Pass
56.00	-0.07	-0.70	0.70	0.16	Pass
57.00	-0.07	-0.70	0.70	0.16	Pass
58.00	-0.07	-0.70	0.70	0.16	Pass
59.00	-0.07	-0.70	0.70	0.16	Pass
60.00	-0.07	-0.70	0.70	0.16	Pass
61.00	-0.07	-0.70	0.70	0.16	Pass
62.00	-0.07	-0.70	0.70	0.16	Pass
63.00	-0.07	-0.70	0.70	0.16	Pass
64.00	-0.07	-0.70	0.70	0.16	Pass
65.00	-0.07	-0.70	0.70	0.16	Pass
66.00	-0.07	-0.70	0.70	0.16	Pass
67.00	-0.07	-0.70	0.70	0.16	Pass
68.00	-0.07	-0.70	0.70	0.16	Pass
69.00	-0.07	-0.70	0.70	0.16	Pass
70.00	-0.07	-0.70	0.70	0.16	Pass
71.00	-0.07	-0.70	0.70	0.16	Pass
72.00	-0.07	-0.70	0.70	0.16	Pass
73.00	-0.07	-0.70	0.70	0.16	Pass
74.00	-0.07	-0.70	0.70	0.16	Pass
75.00	-0.07	-0.70	0.70	0.16	Pass
76.00	-0.07	-0.70	0.70	0.16	Pass
77.00	-0.07	-0.70	0.70	0.16	Pass
78.00	-0.07	-0.70	0.70	0.16	Pass
79.00	-0.07	-0.70	0.70	0.16	Pass
80.00	-0.07	-0.70	0.70	0.16	Pass
81.00	-0.07	-0.70	0.70	0.16	Pass
82.00	-0.07	-0.70	0.70	0.16	Pass
83.00	-0.07	-0.70	0.70	0.16	Pass
84.00	-0.07	-0.70	0.70	0.16	Pass
85.00	-0.07	-0.70	0.70	0.16	Pass
86.00	-0.07	-0.70	0.70	0.16	Pass
87.00	-0.07	-0.70	0.70	0.16	Pass
88.00	-0.07	-0.70	0.70	0.16	Pass
89.00	-0.07	-0.70	0.70	0.16	Pass
90.00	-0.07	-0.70	0.70	0.16	Pass
91.00	-0.07	-0.70	0.70	0.16	Pass
92.00	-0.07	-0.70	0.70	0.16	Pass
93.00	-0.07	-0.70	0.70	0.16	Pass
94.00	-0.07	-0.70	0.70	0.16	Pass
95.00	-0.07	-0.70	0.70	0.16	Pass
96.00	-0.07	-0.70	0.70	0.16	Pass
97.00	-0.07	-0.70	0.70	0.16	Pass
98.00	-0.07	-0.70	0.70	0.16	Pass
99.00	-0.07	-0.70	0.70	0.16	Pass
100.00	-0.07	-0.70	0.70	0.16	Pass
101.00	-0.07	-0.70	0.70	0.16	Pass
102.00	-0.07	-0.70	0.70	0.16	Pass
103.00	-0.07	-0.70	0.70	0.16	Pass
104.00	-0.07	-0.70	0.70	0.16	Pass
105.00	-0.07	-0.70	0.70	0.16	Pass
106.00	-0.07	-0.70	0.70	0.16	Pass
107.00	-0.07	-0.70	0.70	0.16	Pass
108.00	-0.07	-0.70	0.70	0.16	Pass
109.00	-0.07	-0.70	0.70	0.16	Pass
110.00	-0.07	-0.70	0.70	0.16	Pass
111.00	-0.07	-0.70	0.70	0.16	Pass
112.00	-0.07	-0.70	0.70	0.16	Pass
113.00	-0.07	-0.70	0.70	0.16	Pass
114.00	-0.07	-0.70	0.70	0.16	Pass
115.00	-0.07	-0.70	0.70	0.16	Pass
116.00	-0.07	-0.70	0.70	0.16	Pass
117.00	-0.07	-0.70	0.70	0.16	Pass
118.00	-0.07	-0.70	0.70	0.16	Pass
119.00	-0.07	-0.70	0.70	0.16	Pass
120.00	-0.07	-0.70	0.70	0.16	Pass
121.00	-0.07	-0.70	0.70	0.16	Pass
122.00	-0.07	-0.70	0.70	0.16	Pass
123.00	-0.07	-0.70	0.70	0.16	Pass
124.00	-0.07	-0.70	0.70	0.16	Pass
125.00	-0.07	-0.70	0.70	0.16	Pass
126.00	-0.07	-0.70	0.70	0.16	Pass
127.00	-0.07	-0.70	0.70	0.16	Pass
128.00	-0.07	-0.70	0.70	0.16	Pass
129.00	-0.07	-0.70	0.70	0.16	Pass
130.00	-0.07	-0.70	0.70	0.16	Pass

— End of measurement results—

LARSON DAVIS – A PCB DIVISION

1681 West 820 North
Provo, UT 84601, United States
716-684-0001

2023-5-27T16:40:17



Page 4 of 8

LARSON DAVIS
A PCB DIVISION

D0001.8407 Rev G

เอกสารไม่ควบคุม

Peak Rise Time

Peak rise time performed according to IEC 60851:2001 9.4.4 and ANSI S1.4:1983 (R2006) 8.4.4

Amplitude [dB]	Duration [µs]	Test Result [dB]	Lower limit [dB]	Upper limit [dB]	Expanded Uncertainty [dB]	Result
137.85	40	Negative Pulse	135.26	133.80	0.15	Pass
		Positive Pulse	135.25	133.80	0.15	Pass
		Positive Pulse	134.32	133.80	0.15	Pass
126.85	30	Negative Pulse	134.32	133.80	0.15	Pass
		Positive Pulse	134.32	133.80	0.15	Pass
		Positive Pulse	134.32	133.80	0.15	Pass

Positive Pulse Crest Factor

200 µs pulse tests at 2.0, 12.0, 22.0, 32.0 dB below Overload Limit

Crest Factor measured according to IEC 60851:2001 9.4.2 and ANSI S1.4:1983 (R2006) 8.4.2

Amplitude [dB]	Crest Factor	Test Result [dB]	Limits [dB]	Expanded Uncertainty [dB]	Result
136.85	3	OVL	± 0.50	0.15 ±	Pass
	5	OVL	± 1.00	0.15 ±	Pass
	10	OVL	± 1.50	0.15 ±	Pass
126.85	3	-0.12	± 0.50	0.15 ±	Pass
	5	-0.11	± 1.00	0.16 ±	Pass
	10	OVL	± 1.50	0.15 ±	Pass
116.85	3	-0.13	± 0.50	0.15 ±	Pass
	5	-0.13	± 1.00	0.15 ±	Pass
	10	-0.26	± 1.50	0.15 ±	Pass
106.85	3	-0.13	± 0.50	0.15 ±	Pass
	5	-0.12	± 1.00	0.15 ±	Pass
	10	0.01	± 1.50	0.15 ±	Pass

Negative Pulse Crest Factor

200 µs pulse tests at 2.0, 12.0, 22.0, 32.0 dB below Overload Limit

Crest Factor measured according to IEC 60851:2001 9.4.2 and ANSI S1.4:1983 (R2006) 8.4.2

Amplitude [dB]	Crest Factor	Test Result [dB]	Limits [dB]	Expanded Uncertainty [dB]	Result
136.85	3	OVL	± 0.50	0.15 ±	Pass
	5	OVL	± 1.00	0.15 ±	Pass
	10	OVL	± 1.50	0.15 ±	Pass
126.85	3	-0.11	± 0.50	0.15 ±	Pass
	5	-0.10	± 1.00	0.15 ±	Pass
	10	OVL	± 1.50	0.15 ±	Pass
116.85	3	-0.13	± 0.50	0.15 ±	Pass
	5	-0.11	± 1.00	0.15 ±	Pass
	10	-0.25	± 1.50	0.15 ±	Pass
106.85	3	-0.12	± 0.50	0.15 ±	Pass
	5	-0.11	± 1.00	0.15 ±	Pass
	10	0.01	± 1.50	0.15 ±	Pass

Gain

Gain measured according to IEC 61672-3:2013 17.3 and 17.4 and ANSI S1.4-2014 Part 3: 17.3 and 17.4

Measurement	Test Result [dB]	Lower limit [dB]	Upper limit [dB]	Expanded Uncertainty [dB]	Result
0 dB Gain	93.94	93.90	94.10	0.15	Pass
0 dB Gain, Linearity	41.14	40.30	41.70	0.16	Pass
OBA Low Range	94.00	93.90	94.10	0.15	Pass
OBA Normal Range	94.00	93.20	94.80	0.15	Pass

Broadband Noise Floor

Self-generated noise measured according to IEC 61672-3:2013 11.2 and ANSI S1.4-2014 Part 3: 11.2

Measurement	Test Result [dB]	Upper limit [dB]	Result
A-weight Noise Floor	27.01	36.00	Pass
C-weight Noise Floor	27.02	35.00	Pass
Z-weight Noise Floor	33.41	39.00	Pass

Total Harmonic Distortion

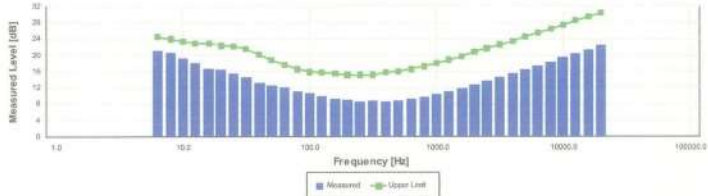
Measured using 1/3-Octave filters

Measurement	Test Result [dB]	Lower Limit [dB]	Upper Limit [dB]	Expanded Uncertainty [dB]	Result
10 Hz Signal	135.84	135.05	136.65	0.15	Pass
THD	-67.26	-58.00	-56.00	0.01 ±	Pass
THD+N	-63.27	-56.00	-56.00	0.01 ±	Pass

เอกสารไม่ควบคุม

เอกสารไม่ควบคุม

1/3-Octave Self-Generated Noise



The SLM is set to low range.

Frequency [Hz]	Test Result [dB]	Upper limit [dB]	Result
6.30	21.01	24.60	Pass
8.00	20.60	24.00	Pass
10.00	19.19	23.50	Pass
12.50	18.13	23.00	Pass
16.00	16.66	22.90	Pass
20.00	16.47	22.40	Pass
25.00	16.54	22.30	Pass
31.50	14.59	21.50	Pass
40.00	13.14	20.20	Pass
50.00	12.53	18.80	Pass
63.00	12.05	17.60	Pass
80.00	11.24	16.60	Pass
100.00	10.61	15.90	Pass
125.00	10.01	15.70	Pass
160.00	9.34	15.50	Pass
200.00	9.01	15.20	Pass
250.00	8.52	15.20	Pass
315.00	8.71	15.20	Pass
400.00	8.61	15.70	Pass
500.00	8.80	16.00	Pass
630.00	9.26	16.60	Pass
800.00	9.76	17.30	Pass
1,000.00	10.40	18.10	Pass
1,250.00	11.15	18.90	Pass
1,600.00	11.94	19.80	Pass
2,000.00	12.75	20.80	Pass
2,500.00	13.68	21.70	Pass
3,150.00	14.64	22.60	Pass
4,000.00	15.55	23.50	Pass
5,000.00	16.47	24.50	Pass
6,300.00	17.47	25.50	Pass
8,000.00	18.44	26.50	Pass
10,000.00	19.44	27.40	Pass
12,500.00	20.45	28.50	Pass
16,000.00	21.42	29.50	Pass
20,000.00	22.41	30.40	Pass

— End of measurement results—

— End of Report—

Signature: [Redacted]

เอกสารไม่ควบคุม

เอกสารไม่ควบคุม

Calibration Certificate

Certificate Number 2023003676

Customer:
United Analyst and Engineering Consultant Co Ltd
No. 81 Soi Udomsak 41, Sukhumvit Road,
Bangchak, Phra Khanong,
Bangkok, 10260, Thailand

Model Number LxT1
Serial Number 0007312
Test Results Pass
Initial Condition As Manufactured
Description SoundTrack LxT Class 1
Class 1 Sound Level Meter
Firmware Revision: 2.404
Procedure Number D0001.8384
Technician Jacob Cannon
Calibration Date 24 Mar 2023
Calibration Due
Temperature 23.68 °C ± 0.25 °C
Humidity 49.3 %RH ± 2.0 %RH
Static Pressure 85.71 kPa ± 0.13 kPa

Evaluation Method Tested with:
Larson Davis CAL200, S/N 9079
PCB 377B02, S/N 345618
Larson Davis PRMLxT1, S/N 077647
Larson Davis CAL291, S/N 0106
Data reported in dB re 20 µPa.

Compliance Standards Compliant to Manufacturer Specifications and the following standards when combined with Calibration Certificate from procedure D0001.8376:
IEC 60651:2001 Type 1
IEC 60804:2000 Type 1
IEC 61252:2002
IEC 61260:2001 Class 1
IEC 61672:2013 Class 1
ANSI S1.4-2014 Class 1
ANSI S1.4 (R2006) Type 1
ANSI S1.11 (R2009) Class 1
ANSI S1.25 (R2007)
ANSI S1.43 (R2007) Type 1

Issuing lab certifies that the instrument described above meets or exceeds all specifications as stated in the referenced procedure (unless otherwise noted). It has been calibrated using measurement standards traceable to the International System of Units (SI) through the National Institute of Standards and Technology (NIST), or other national measurement institutes, and meets the requirements of ISO/IEC 17025:2017. Test points marked with a § in the uncertainties column do not fall within this laboratory's scope of accreditation.

The quality system is registered to ISO 9001:2015.

This calibration is a direct comparison of the unit under test to the listed reference standards and did not involve any sampling plans to complete. No allowance has been made for the instability of the test device due to use, time, etc. Such allowances would be made by the customer as needed.

The uncertainties were computed in accordance with the ISO Guide to the Expression of Uncertainty in Measurement (GUM). A coverage factor of approximately 2 sigma (k=2) has been applied to the standard uncertainty to express the expanded uncertainty at approximately 95% confidence level.

This report may not be reproduced, except in full, unless permission for the publication of an approved abstract is obtained in writing from the organization issuing this report.

Correction data from Larson Davis LxT Manual for SoundTrack LxT & SoundExpert LxT, I770.01 Rev O Supporting Firmware Version 4.0.5, 2019-09-10

For 1/4" microphones, the Larson Davis ADP024 1/4" to 1/2" adaptor is used with the calibrators and the Larson Davis ADP043 1/4" to

LARSON DAVIS – A PCB DIVISION
1681 West 820 North
Provo, UT 84601, United States
716-684-0001



2023-3-24T10:24:14

Page 1 of 3

D0001.8406 Rev G

เอกสารไม่ควบคุม

Certificate Number 2023003676

1/2" adaptor is used with the preamplifier.

Calibration Check Frequency: 1000 Hz; Reference Sound Pressure Level: 114 dB re 20 µPa

Periodic tests were performed in accordance with procedures from IEC 61672-3:2013 / ANSI/ASA S1.4-2014/Part3.

Pattern approval for IEC 61672-1:2013 / ANSI/ASA S1.4-2014/Part 1 successfully completed by Physikalisch-Technische Bundesanstalt (PTB) on 2007-10-09 reference number PTB-1.72-034218.

The sound level meter submitted for testing successfully completed the periodic tests of IEC 61672-3:2013 / ANSI/ASA S1.4-2014/Part 3, for the environmental conditions under which the tests were performed. As evidence was publicly available, from an independent testing organization responsible for approving the results of pattern-evaluation tests performed in accordance with IEC 61672-2:2013 / ANSI/ASA S1.4-2014/Part 2, to demonstrate that the model of sound level meter fully conformed to the class 1 specifications in IEC 61672-1:2013 / ANSI/ASA S1.4-2014/Part 1, the sound level meter submitted for testing conforms to the class 1 specifications in IEC 61672-1:2013 / ANSI/ASA S1.4-2014/Part 1.

Standards Used			
Description	Cal Date	Cal Due	Cal Standard
Larson Davis CAL291 Residual Intensity Calibrator	2022-09-09	2023-09-09	001250
Hart Scientific 2626-11 Temperature Probe	2021-08-25	2023-05-25	006798
Larson Davis CAL200 Acoustic Calibrator	2022-07-21	2023-07-21	007027
Larson Davis Model 831	2023-02-22	2024-02-22	007182
PCB 377A13 1/2 inch Prepolarized Pressure Microphone	2023-03-06	2024-03-06	007185
SNS DS360 Ultra Low Distortion Generator	2023-03-29	2023-03-29	007635
Larson Davis 1/2" Preamplifier for Model 831 Type 1	2022-09-28	2023-09-28	PCB0094783

Acoustic Calibration

Measured according to IEC 61672-3:2013 10 and ANSI S1.4-2014 Part 3: 10

Measurement	Test Result [dB]	Lower Limit [dB]	Upper Limit [dB]	Expanded Uncertainty [dB]	Result
1000 Hz	114.01	113.80	114.20	0.14	Pass

Loaded Circuit Sensitivity

Measurement	Test Result [dB re 1 V / Pa]	Lower Limit [dB re 1 V / Pa]	Upper Limit [dB re 1 V / Pa]	Expanded Uncertainty [dB]	Result
1000 Hz	-49.85	-52.44	-48.33	0.14	Pass

– End of measurement results–

Acoustic Signal Tests, C-weighting

Measured according to IEC 61672-3:2013 12 and ANSI S1.4-2014 Part 3: 12 using a comparison coupler with Unit Under Test (UUT) and reference SLM using slow time-weighted sound level for compliance to IEC 61672-1:2013 5.5; ANSI S1.4-2014 Part 1: 5.5

Frequency [Hz]	Test Result [dB]	Expected [dB]	Lower Limit [dB]	Upper Limit [dB]	Expanded Uncertainty [dB]	Result
125	-0.20	-0.20	-1.20	0.80	0.23	Pass
1000	0.14	0.00	-0.70	0.70	0.23	Pass
8000	-3.72	-3.00	-5.50	-1.50	0.32	Pass

– End of measurement results–

LARSON DAVIS – A PCB DIVISION
1681 West 820 North
Provo, UT 84601, United States
716-684-0001



2023-3-24T10:24:14

Page 2 of 3

D0001.8406 Rev G

เอกสารไม่ควบคุม

Calibration Certificate

Certificate Number 2023003652

Customer:
United Analyst and Engineering Consultant Co Ltd
No. 81 Soi Udomsak 41, Sukhumvit Road,
Bangchak, Phra Khanong,
Bangkok, 10260, Thailand

Model Number LxT1
Serial Number 0007312
Test Results Pass
Initial Condition As Manufactured
Description SoundTrack LxT Class 1
Class 1 Sound Level Meter
Firmware Revision: 2.404
Procedure Number D0001.8378
Technician Jacob Cannon
Calibration Date 23 Mar 2023
Calibration Due
Temperature 23.62 °C ± 0.25 °C
Humidity 49.6 %RH ± 2.0 %RH
Static Pressure 86.08 kPa ± 0.13 kPa

Evaluation Method Tested electrically using Larson Davis PRMLxT1 S/N 077647 and a 12.0 pF capacitor to simulate microphone capacitance. Data reported in dB re 20 µPa assuming a microphone sensitivity of 50.0 mV/Pa.

Compliance Standards Compliant to Manufacturer Specifications and the following standards when combined with Calibration Certificate from procedure D0001.8384:

IEC 60651:2001 Type 1
IEC 60804:2000 Type 1
IEC 61252:2002
IEC 61672:2013 Class 1
IEC 61260:2001 Class 1
ANSI S1.4-2014 Class 1
ANSI S1.4 (R2006) Type 1
ANSI S1.25 (R2007)
ANSI S1.43 (R2007) Type 1
ANSI S1.11 (R2009) Class 1

Issuing lab certifies that the instrument described above meets or exceeds all specifications as stated in the referenced procedure (unless otherwise noted). It has been calibrated using measurement standards traceable to the International System of Units (SI) through the National Institute of Standards and Technology (NIST), or other national measurement institutes, and meets the requirements of ISO/IEC 17025:2017. Test points marked with a § in the uncertainties column do not fall within this laboratory's scope of accreditation.

The quality system is registered to ISO 9001:2015.

This calibration is a direct comparison of the unit under test to the listed reference standards and did not involve any sampling plans to complete. No allowance has been made for the instability of the test device due to use, time, etc. Such allowances would be made by the customer as needed.

The uncertainties were computed in accordance with the ISO Guide to the Expression of Uncertainty in Measurement (GUM). A coverage factor of approximately 2 sigma (k=2) has been applied to the standard uncertainty to express the expanded uncertainty at approximately 95% confidence level.

This report may not be reproduced, except in full, unless permission for the publication of an approved abstract is obtained in writing from the organization issuing this report.

Correction data from Larson Davis LxT Manual for SoundTrack LxT & SoundExpert LxT, I770.01 Rev O Supporting Firmware Version 4.0.5, 2019-09-10

Calibration Check Frequency: 1000 Hz; Reference Sound Pressure Level: 114 dB re 20 µPa

LARSON DAVIS – A PCB DIVISION
1681 West 820 North
Provo, UT 84601, United States
716-684-0001



2023-3-24T10:24:14

Page 3 of 3

D0001.8406 Rev G

เอกสารไม่ควบคุม

LARSON DAVIS – A PCB DIVISION
1681 West 820 North
Provo, UT 84601, United States
716-684-0001



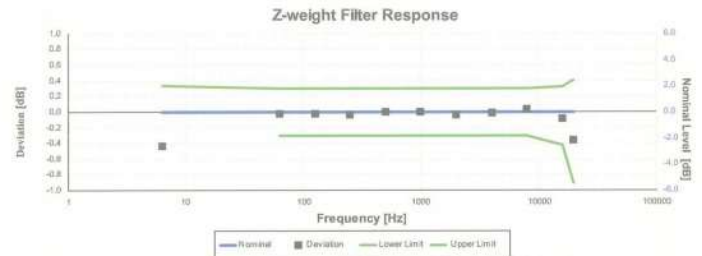
2023-3-24T10:24:12

Page 1 of 8

D0001.8407 Rev G

เอกสารไม่ควบคุม

Standards Used			
Description	Cal Date	Cal Due	Cal Standard
Hart Scientific 2626-RT Temperature Probe	2021-06-25	2023-05-25	806798
SRS DS360 Ultra Low Distortion Generator	2022-05-04	2023-05-04	807117

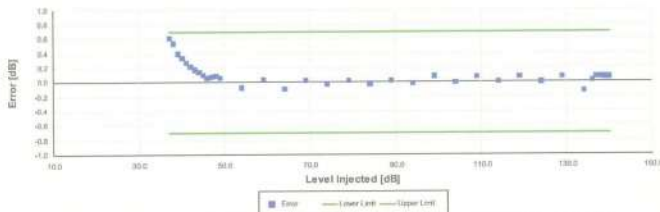


Electrical signal test of frequency weighting performed according to IEC 61672-3:2013 13 and ANSI S1.4-2014 Part 3: 13 for compliance to IEC 61672-1:2013 5.5, IEC 60651:2001 6.1 and 9.2.2, IEC 60804:2000 5, ANSI S1.4:1983 (R2006) 5.1 and 8.2.1, ANSI S1.4:2014 Part 1: 5.5

Frequency [Hz]	Test Result [dB]	Deviation [dB]	Lower limit [dB]	Upper limit [dB]	Expanded Uncertainty [dB]	Result
6.31	-0.44	-0.44	-1.11	0.33	0.15	Pass
63.10	-0.03	-0.03	-0.30	0.30	0.15	Pass
125.89	-0.03	-0.03	-0.30	0.30	0.15	Pass
251.19	-0.04	-0.04	-0.30	0.30	0.15	Pass
501.19	-0.01	-0.01	-0.30	0.30	0.15	Pass
1,000.00	0.00	0.00	-0.30	0.30	0.15	Pass
1,995.26	-0.03	-0.03	-0.30	0.30	0.15	Pass
3,981.67	-0.01	-0.01	-0.30	0.30	0.15	Pass
7,943.28	0.04	0.04	-0.30	0.30	0.15	Pass
15,848.93	-0.06	-0.06	-0.42	0.32	0.15	Pass
19,952.62	-0.37	-0.37	-0.91	0.41	0.15	Pass
— End of measurement results—						

เอกสารไม่ควบคุม

เอกสารไม่ควบคุม

A-weighted Broadband Log Linearity: 8,000.00 Hz

Broadband level linearity performed according to IEC 61672-3:2013 16 and ANSI S1.4-2014 Part 3: 16 for compliance to IEC 61672-1:2013 5.6, IEC 60604:2000 6.2, IEC 61252:2002 8, ANSI S1.4 (R2006) 6.9, ANSI S1.4-2014 Part 1: 5.6, ANSI S1.4.3 (R2007) 6.2

Level [dB]	Error [dB]	Lower limit [dB]	Upper limit [dB]	Expanded Uncertainty [dB]	Result
37.00	0.61	-0.70	0.70	0.16	Pass
38.00	0.54	-0.70	0.70	0.16	Pass
39.00	0.40	-0.70	0.70	0.16	Pass
40.00	0.33	-0.70	0.70	0.16	Pass
41.00	0.27	-0.70	0.70	0.16	Pass
42.00	0.22	-0.70	0.70	0.16	Pass
43.00	0.18	-0.70	0.70	0.17	Pass
44.00	0.16	-0.70	0.70	0.17	Pass
45.00	0.10	-0.70	0.70	0.16	Pass
46.00	0.07	-0.70	0.70	0.16	Pass
47.00	0.07	-0.70	0.70	0.16	Pass
48.00	0.09	-0.70	0.70	0.16	Pass
49.00	0.06	-0.70	0.70	0.16	Pass
54.00	-0.07	-0.70	0.70	0.16	Pass
59.00	0.03	-0.70	0.70	0.16	Pass
64.00	-0.09	-0.70	0.70	0.16	Pass
69.00	0.03	-0.70	0.70	0.16	Pass
74.00	-0.03	-0.70	0.70	0.16	Pass
79.00	0.02	-0.70	0.70	0.16	Pass
84.00	-0.02	-0.70	0.70	0.16	Pass
89.00	0.03	-0.70	0.70	0.16	Pass
94.00	-0.02	-0.70	0.70	0.16	Pass
99.00	0.08	-0.70	0.70	0.15	Pass
104.00	0.00	-0.70	0.70	0.15	Pass
109.00	0.08	-0.70	0.70	0.15	Pass
114.00	0.01	-0.70	0.70	0.15	Pass
119.00	0.07	-0.70	0.70	0.15	Pass
124.00	0.01	-0.70	0.70	0.15	Pass
129.00	0.08	-0.70	0.70	0.15	Pass
134.00	-0.12	-0.70	0.70	0.15	Pass
136.00	0.02	-0.70	0.70	0.15	Pass
137.00	0.07	-0.70	0.70	0.15	Pass
138.00	0.07	-0.70	0.70	0.15	Pass
139.00	0.07	-0.70	0.70	0.15	Pass
140.00	0.07	-0.70	0.70	0.15	Pass
— End of measurement results—					

เอกสารไม่ควบคุม

Peak Rise Time

Peak rise time performed according to IEC 60651:2001 9.4.4 and ANSI S1.4:1983 (R2006) 8.4.4

Table 10: Data and results according to IEC 60739-2-2017 and IEC 60739-2-2017 Annex 2, Table 10							
Amplitude [dB]	Duration [μs]		Test Result [dB]	Lower limit [dB]	Upper limit [dB]	Expanded Uncertainty [dB]	Result
137.85	40	Negative Pulse	134.73	133.30	135.30	0.15	Pass
		Positive Pulse	134.72	133.28	135.28	0.15	Pass
	30	Negative Pulse	133.79	133.30	135.30	0.15	Pass
		Positive Pulse	133.78	133.28	135.28	0.15	Pass
— End of measurement results—							

Positive Pulse Crest Factor

200 μs pulse tests at 2.0, 12.0, 22.0, 32.0 dB below Overload Limit

Crest Factor measured according to IEC 60651:2001 9.4.2 and ANSI S1.4:1983 (R2006) 8.4.2

Amplitude [dB]	Crest Factor	Test Result [dB]	Limits [dB]	Expanded Uncertainty [dB]	Result
136.85	3	OVLD	± 0.50	0.15 ±	Pass
	5	OVLD	± 1.00	0.15 ±	Pass
	10	OVLD	± 1.50	0.15 ±	Pass
126.85	3	-0.12	± 0.50	0.15 ±	Pass
	5	-0.07	± 1.00	0.16 ±	Pass
	10	OVLD	± 1.50	0.15 ±	Pass
116.85	3	-0.16	± 0.50	0.15 ±	Pass
	5	-0.05	± 1.00	0.15 ±	Pass
	10	-0.24	± 1.50	0.15 ±	Pass
106.85	3	-0.19	± 0.50	0.15 ±	Pass
	5	-0.09	± 1.00	0.15 ±	Pass
	10	-0.30	± 1.50	0.15 ±	Pass
— End of measurement results—					

Negative Pulse Crest Factor

200 μs pulse tests at 2.0, 12.0, 22.0, 32.0 dB below Overload Limit

Crest Factor measured according to IEC 60651:2001 9.4.2 and ANSI S1.4:1983 (R2006) 8.4.2

Amplitude [dB]	Crest Factor	Test Result [dB]	Limits [dB]	Expanded Uncertainty [dB]	Result
136.85	3	OVLD	± 0.50	0.15 ±	Pass
	5	OVLD	± 1.00	0.15 ±	Pass
	10	OVLD	± 1.50	0.15 ±	Pass
126.85	3	-0.11	± 0.50	0.15 ±	Pass
	5	-0.08	± 1.00	0.15 ±	Pass
	10	OVLD	± 1.50	0.15 ±	Pass
116.85	3	-0.10	± 0.50	0.15 ±	Pass
	5	-0.06	± 1.00	0.15 ±	Pass
	10	-0.23	± 1.50	0.15 ±	Pass
106.85	3	-0.18	± 0.50	0.15 ±	Pass
	5	-0.11	± 1.00	0.15 ±	Pass
	10	-0.28	± 1.50	0.15 ±	Pass
— End of measurement results—					

เอกสารไม่ควบคุม

Gain

Gain measured according to IEC 61672-3:2013 17.3 and 17.4 and ANSI S1.4-2014 Part 3: 17.3 and 17.4

Measurement	Test Result [dB]	Lower limit [dB]	Upper limit [dB]	Expanded Uncertainty [dB]	Result
0 dB Gain	93.92	93.86	94.06	0.15	Pass
0 dB Gain, Linearity	41.16	40.26	41.66	0.16	Pass
OBA Low Range	93.97	93.86	94.06	0.15	Pass
OBA Normal Range	93.96	93.20	94.80	0.15	Pass

Broadband Noise Floor

Self-generated noise measured according to IEC 61672-3:2013 11.2 and ANSI S1.4-2014 Part 3: 11.2

Measurement	Test Result [dB]	Upper limit [dB]	Result
A-weight Noise Floor	26.86	36.00	Pass
C-weight Noise Floor	25.56	35.00	Pass
Z-weight Noise Floor	32.28	38.00	Pass

-- End of measurement results--

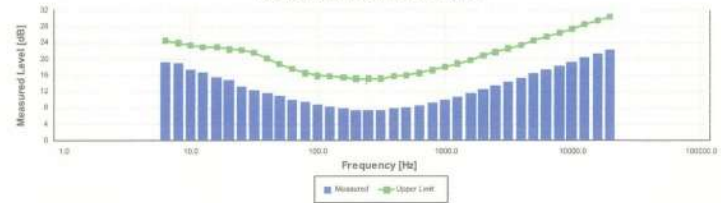
Total Harmonic Distortion

Measured using 1/3-Octave filters

Measurement	Test Result [dB]	Lower Limit [dB]	Upper Limit [dB]	Expanded Uncertainty [dB]	Result
10 Hz Signal	135.35	135.05	136.65	0.15	Pass
THD	-64.53	-58.00	-58.00	0.01	Pass
THD+N	-61.30	-58.00	-58.00	0.01	Pass

-- End of measurement results--

1/3-Octave Self-Generated Noise



The SLIM is set to low range.

Frequency [Hz]	Test Result [dB]	Upper limit [dB]	Result
6.30	19.36	24.60	Pass
8.00	18.96	24.00	Pass
10.00	17.32	23.50	Pass
12.50	16.60	23.00	Pass
16.00	15.47	22.90	Pass
20.00	14.87	22.40	Pass
25.00	13.12	22.30	Pass
31.50	12.38	21.50	Pass
40.00	11.67	20.20	Pass
50.00	10.95	18.80	Pass
63.00	10.08	17.60	Pass
80.00	9.46	16.60	Pass
100.00	8.73	15.90	Pass
125.00	8.30	15.70	Pass
160.00	7.83	15.50	Pass
200.00	7.53	15.20	Pass
250.00	7.40	15.20	Pass
315.00	7.44	15.20	Pass
400.00	7.80	15.70	Pass
500.00	8.11	16.00	Pass
630.00	8.69	16.60	Pass
800.00	9.34	17.30	Pass
1,000.00	10.05	18.10	Pass
1,250.00	10.74	18.90	Pass
1,600.00	11.61	19.60	Pass
2,000.00	12.58	20.90	Pass
2,500.00	13.49	21.70	Pass
3,150.00	14.42	22.60	Pass
4,000.00	15.39	23.50	Pass
5,000.00	16.38	24.50	Pass
6,300.00	17.34	25.50	Pass
8,000.00	18.33	26.50	Pass
10,000.00	19.35	27.40	Pass
12,500.00	20.35	28.50	Pass
16,000.00	21.34	29.50	Pass
20,000.00	22.35	30.40	Pass

-- End of measurement results--

เอกสารไม่ควบคุม

เอกสารไม่ควบคุม

-- End of Report--

Signature: [Redacted]

เอกสารไม่ควบคุม

List of Instrument/Equipment Certification for Quality Analysis.

No.	Instrument/Equipment	Parameter	Manufacturer	Model / Serial No.	Calibrator	Certification No.	Date of Calibration	Due date of Calibration*	Remark
Laboratory Instrument/Equipments Water Quality Analysis.									
1	pH Meter	pH Temperature	Mettler-Toledo	SevenEasy pH/ 1230525212	National Food Institute, Ministry of Industry, Thailand	2302181-001-1	24 Mar 23	22 Mar 24	-
2	Analytical Balance (Readability 0.01 mg)	Suspended Solids Total Dissolved Solids	Mettler-Toledo	AB204-S/ 1128312528	Technology Promotion Association (Thailand-Japan)	23MM331	7 Apr 23	5 Apr 24	-
3	Hot Air Oven		Memmert	UF55 / B216.1666	Technology Promotion Association (Thailand-Japan)	2400141-001-01	11 Oct 23	9 Oct 24	-
4	Incubator	Total Coliform Bacteria Fecal Coliform Bacteria	Binder	BD 53 E2/ 13-07343	Technology Promotion Association (Thailand-Japan)	23TM192	15 Feb 23	14 Feb 24	-
5	Incubator		Memmert	IF 75 / D317.0305	Technology Promotion Association (Thailand-Japan)	23TM727	28 Apr 23	26 Apr 24	-
6	Water Bath		Memmert	IN 75 / D317.0307	Technology Promotion Association (Thailand-Japan)	23TM765	27 Apr 23	25 Apr 24	-
7	Water Bath		Memmert	IPP 260 / V616.0066	Technology Promotion Association (Thailand-Japan)	23TM728	28 Apr 23	26 Apr 24	-
8	Analytical Balance		Ohaus	PX623 / C236754745	DKSH Technology Limited	C01223732	9 Dec 22	8 Dec 23	-
9	Auto Clave		ALP	CL-40L / 808	Technology Promotion Association (Thailand-Japan)	23TM763	27 Apr 23	25 Apr 24	-
10	Analytical Balance	Fat Oil & Grease	Mettler-Toledo	XSR204 / C117635043	National Food Institute, Ministry of Industry, Thailand	2302827-001-01	10 May 23	8 May 24	-

List of Instrument/Equipment Certification for Quality Analysis.

No.	Instrument/Equipment	Parameter	Manufacturer	Model / Serial No.	Calibrator	Certification No.	Date of Calibration	Due date of Calibration*	Remark
Laboratory Instrument/Equipments Water Quality Analysis.									
11	BOD Incubator	BOD	Arco	UC4-1320/ 13URC45013201	Technology Promotion Association (Thailand-Japan)	23TM249	15 Feb 23	14 Feb 24	-
12	Digestor Unit	TKN	FOSS TECATOR	2520/ 91794469	National Food Institute, Ministry of Industry, Thailand	2302413-001	28 Mar 23	26 Mar 24	-
13	Distillation Unit (Kjeldahl Method)		FOSS TECATOR	KT8100 / 91889052	FOSS South East Asia	8411	29 May 23	27 May 24	-

Due Date of Calibration* : Based on the annual calibration plan. At least 1 time per year.

Calibration Certificate

Certificate No.: 2302181-001-01
Client name: UNITED ANALYST AND ENGINEERING CONSULTANT CO.,LTD.
Address: 3 Soi Udomsuk 41, Sukhumvit Road,
Bangchack, Prakhnong, Bangkok 10260

Page 1 of 5

Equipment: pH Meter
Manufacturer: METTLER TOLEDO
Model: SevenEasy pH
Serial No.: 1230525212
ID No.: UAE.WAS.003/2553
Order No.: 2302181
Operation No.: 2302181-001
Date of Receipt: 14 March 2023
Date of Calibration: 24 March 2023

Calibrated by Mr.Pheraphat Tuanjit **Approved by** [Signature]
Scientist (Mr.Nuttapol Niyomchart)
Specialist, Division of Calibration Laboratory
Date of Issue: 24 March 2023 **Responsible for the Technical Management Team**

The uncertainties are for a confidence probability of approximately 95%.

This Certificate is issued in accordance with the conditions of accreditation granted by the Thai Laboratory Accreditation Scheme which has assessed the measurement capability of the laboratory and its traceability to recognized national standards and to the units of measurement realized at the corresponding national standards laboratory. This certificate may not be reproduced other than in full except with the prior written approval of the National Food Institute.

F-CS-009 Revision: 01 Date: 20-04-65



เอกสารไม่ควบคุม

Calibration Report

Certificate No.: 2302181-001-01
Equipment: pH Meter
Resolution: 0.01 pH : 1 mV
Manufacturer: METTLER TOLEDO
Model: SevenEasy pH
Serial No.: 1230525212
ID No.: UAE.WAS.003/2553
Type: Bench top

Date of Calibration: 24 March 2023
Location: Chemical Calibration Laboratory, National Food Institute
Environment Condition: Ambient Temperature: (23.4 ± 1.5) °C
Relative Humidity: (52 ± 3) %
Condition of Equipment: Good Condition

Condition of this Results of Calibration

1. Calibration Method: In house method: W-CC-002 based on direct measurement by using standard voltage calibrator and certified reference material (CRM)

2. Reference Standards / Certified Reference Material

Instruments	Serial / ID No.	Manufacturer	Certificate No.	Due Date
2.1 DC Voltage Calibrator	2709007	Fuke	22E1959	17 June 2023
2.2 Digital Thermometer	2709007	Fuke	CC-850557-01	30 October 2023
2.3 Thermo-Hygro Meter	NFI8TH003/17	PONPE	TE 650555-01	21 September 2023
Certified Reference Material	Lot No.	Manufacturer	Ref N	Expires Date
2.4 pH buffer 4.008 (Primary pH buffer Solution)	873608	CPAchem	PH216.L5	18 February 2025
2.5 pH buffer 6.865 (Primary pH buffer Solution)	873609	CPAchem	PH217.L5	18 February 2025
2.6 pH buffer 10.01 (Primary pH buffer Solution)	873611	CPAchem	PH220.L5	18 February 2024
2.7 pH buffer 7.00 (Standard pH buffer Solution)	873612	CPAchem	PH107.L5	16 February 2024

3. This certification is traceable to The International System of Unit (SI Unit)

- 3.1 Instruments No.2.1 through NSC-TIS-TIS 17025 Laboratory Accreditation of Calibration No.0088
- 3.2 Instruments No.2.2 through NSC-TIS-TIS 17025 Laboratory Accreditation of Calibration No.0061
- 3.3 Instruments No.2.3 through NSC-TIS-TIS 17025 Laboratory Accreditation of Calibration No.0061
- 3.4 Certified Reference Material No. 2.4 to 2.6 traceable to Primary measurement method- Harned cell using calibrated thermometer, barometer, and nanovoltmeter. The Standard Solution preparation and certified by CPAchem Ltd is accredited to ISO 17034 and ISO/IEC 17025
- 3.5 Certified Reference Material No.2.7 traceable to BIM Refn Hi-13 Lot# 25.05.2022; BIM Refn Hi-16 Lot# 02.06.2022; BIM Refn Hi-13 Lot# 25.05.2022; BIM Refn Hi-16 Lot# 02.06.2022, the Standard Solution preparation and certified by CPAchem Ltd is accredited to ISO 17034 and ISO/IEC 17025

4. This certificate was certified only for the instrument we calibrated.

5. This result of calibration was found accurate as shown on date and place of calibration only.

F-CS-012 Revision: 01 Date: 20-04-65



Calibration Report

Certificate No.: 2302181-001-01
Equipment: pH Meter
Resolution: 0.01 pH : 1 mV
Manufacturer: METTLER TOLEDO
Model: SevenEasy pH
Serial No.: 1230525212
ID No.: UAE.WAS.003/2553
Type: Bench top

Date of Calibration: 24 March 2023 **Page 3 of 5**

Calibration Results:

1. Calibration of pH Meter (Manual Temperature Compensation at 25 °C)

Nominal pH	DC Voltage Standard (mV)	Average Indicator Reading		Uncertainty (±mV)	Coverage Factor (k)
		mV	pH		
0	414.126	414	0.00	0.58	2.00
2	295.814	296	2.00	0.58	2.00
4	177.464	178	4.00	0.58	2.00
6	59.160	59	6.00	0.58	2.00
7	0.000	0	7.00	0.58	2.00
8	-59.158	-59	8.00	0.58	2.00
10	-177.460	-177	10.00	0.58	2.00
12	-295.811	-296	12.00	0.58	2.00
14	-414.117	-414	14.00	0.58	2.00

2. Calibration of pH Meter with Electrode (Manual Temperature Compensation at 25 °C)

Equipment: pH Electrode **Type:** Combined Electrode
Manufacturer: METTLER TOLEDO **Model:** InLab Solids
Serial No.: 1156883 **ID No.:** N/A

Performance of Electrode system (Three-Point Calibration at pH 4, pH 7 and pH 10)

Certified Value @25 °C (pH)	Average Indicator Reading		Relative Slope (%)	Uncertainty (± pH)	Coverage Factor (k)
	pH	mV			
4.008	4.01	187	-	0.0071	2.00
6.865	6.86	22	97.86	0.0075	2.00
10.010	10.01	-160	97.86	0.0086	2.00
6.985	6.99	14	-	0.0093	2.00

F-CS-012 Revision: 01 Date: 20-04-65



เอกสารไม่ควบคุม

Calibration Report

Certificate No.: 2302181-001-01
Equipment: Digital Thermometer with RTD (pH Meter)
Resolution: 0.1 °C
Model: SevenEasy pH
Serial No.: 1230525212
ID No.: UAE.WAS.003/2553
Manufacturer: METTLER TOLEDO

Date of Calibration: 24 March 2023 **Page 4 of 5**

Location: Chemical Calibration Laboratory, National Food Institute

Environment Condition: Ambient Temperature: 25 °C ± 1 °C
Relative Humidity: 55 % ± 5 %

Condition of this results of Calibration:

- 1. Calibration Method: - In house method: W-TE-025 by comparison with standard thermometer.
- The Calibration is determined by comparing with a known temperature from a standard resistance thermometer.
- The temperature scale in use at this laboratory is the International Temperature scale of 1990 (ITS-90).

2. Reference Standard Instrument:

Instrument	Model	Serial No.	Certificate No.	Due Date	Through
HANDHELD THERMOMETER	1521	A85997	TE 660039-01	10-Dec-23	NATIONAL FOOD INSTITUTE
Platinum Resistance Thermometer (PRT)	385	509201			

Support Equipment: - Low Temperature Bath (ISOCAL-6), Model: Europa-6 Plus Basic, S/N: 341592/2

3. This certificate is traceable to International System of Units (SI Units).


4. This certificate was certified only for the instrument we calibrated.

5. This result of calibration was found accurate as shown on date and place of calibration only.

6. Condition of Calibrated item: Good

7. Result of Calibration: ☒ Without adjustment ☐ After adjustment

F-CS-012 Revision: 01 Date: 20-04-65



Calibration Certificate

Certificate No.: 2400141-001-01
Client name: UNITED ANALYST AND ENGINEERING CONSULTANT CO.,LTD.
Address: 3 Soi Udomsuk 41, Sukhumvit Road,
Bangchack, Prakhonong, Bangkok 10260

Page 1 of 3

Equipment: CHAMBER (Hot Air Oven)
Manufacturer: MEMMERT
Model: UF 55
Serial No.: B216.1666
ID No.: UAE.WAO.027/2559
Order No.: 2400141
Operation No.: 2400141-001
Date of Receipt: 11 October 2023
Date of Calibration: 11 October 2023

Calibrated by Mr. Worapob Sooktong
Scientist
Approved by (Mr. Pheraphat Tuanjit)
Manager, Division of Calibration Laboratory
Responsible for the Technical Management Team
Date of Issue: 16 October 2023

The uncertainties are for a confidence probability of approximately 95 %.

This Certificate is issued in accordance with the conditions of accreditation granted by the Thai Laboratory Accreditation scheme which has assessed the measurement capability of the laboratory and its traceability to recognized national standards and to the units of measurement realized at the corresponding national standards laboratory. This certificate may not be reproduced other than in full except with the prior written approval of the National Food Institute.

F-C5-012 Revision: 01 Date: 20-04-65

Calibration Report

Certificate No.: 2400141-001-01
Equipment: CHAMBER (Hot Air Oven)
Model: UF 55
Serial No.: B216.1666
Resolution: 0.1 °C
ID No.: UAE.WAO.027/2559
Manufacturer: MEMMERT
Date of Calibration: 11 October 2023

Page 3 of 3

Calibration point: 104.0, 140.0 and 180.0 °C

Calibration Condition	Temperature (°C)	Relative Humidity (%)	Line Voltage (Volt)
MIN	28.2	61.4	227.4
MAX	28.3	65.1	229.3

Table 1 : Reporting of Temperature

Calibration point (°C)	Measured Temperature (°C) @ Sensor No. (Sensor No.9 is REF)									Uncertainty ± (°C)
	# 1	# 2	# 3	# 4	# 5	# 6	# 7	# 8	# 9	
104.0	104.05	103.98	104.02	104.08	104.00	104.05	103.99	104.17	104.00	0.53
140.0	140.09	139.99	139.91	140.05	139.99	139.91	139.97	140.26	139.97	0.73
180.0	180.46	180.33	180.25	180.28	180.33	179.96	180.31	180.64	180.16	0.90

Table 2 : Reporting of Characterization Result

UUC* Setting (°C)	UUC* reading (°C)			Stability ± (°C)	Uniformity (°C)	Overall Variation (°C)
	MIN	MAX	Average			
104.0	104.0	104.0	104.0	0.090	0.18	0.38
140.0	140.0	140.1	140.0	0.075	0.28	0.47
180.0	180.0	180.1	180.0	0.13	0.48	0.88

Note The quoted uncertainty include " Stability " and " Loading effect (20% of Temp Uniformity) "

UUC* = Unit Under Calibration

Stability = One-half of the greatest maximum difference of measured temperatures at any one sensors, for at least half an hour after reaching steady state.

Uniformity = The maximum difference of measured temperatures at any sensors and the measured temperature at the reference location which are observed at the same time.

Overall Variation = The difference of the maximum and minimum measured temperatures throughout observation time.

The report uncertainty of measurement was based on standard uncertainty multiplied by coverage factor k= 2, providing a level of confidence of approximately 95 %.

***** End *****

F-C5-012 Revision: 01 Date: 20-04-65

Calibration Report

Certificate No.: 2400141-001-01
Equipment: CHAMBER (Hot Air Oven)
Model: UF 55
Serial No.: B216.1666
Resolution: 0.1 °C
ID No.: UAE.WAO.027/2559
Manufacturer: MEMMERT
Date of Calibration: 11 October 2023

Page 2 of 3

Location: Laboratory, Floor 2, UNITED ANALYST AND ENGINEERING CONSULTANT CO.,LTD.
Environment Condition: Ambient Temperature (28 ± 1) °C
Relative Humidity (63 ± 2) %
Line Voltage (228 ± 1) Volt

Condition of this results of Calibration:

- This instrument was calibrated by insert 9 standard thermometer into its chamber and calibration according to W-TE-014 Based on TLAS G-20-1/02-08 (E): Guidelines for Calibration and Checks of Temperature Controlled Enclosures.
- The temperature scale used was based on ITS - 90.
- All data show below were final values and the initial data may be obtained upon request.

2. Reference Standard Instrument :

Instrument	Model	Serial No./ID No.	Certificate No.	Due Date	Through
Digital Thermometer with sensor	34972A	MY49016894	TE 660380-01	22 April 2024	NATIONAL FOOD INSTITUTE
	RTD	CH#201-208/ RTD#201-208			

- This certificate is traceable to International System of Units (SI Units).
- This certificate was certified only for the instrument we calibrated.
- This result of calibration was found accurate as shown on date and place of calibration only.
- Condition of Calibrated item : Good

UUC Description :
Time of Record 1 Hour 9 Minute At 104.0, 140.0 and 180.0 °C
Fresh air Damper - Open Position -
X Close
- Not Available
7. Result of Calibration : X Without adjustment After adjustment

F-C5-012 Revision: 01 Date: 20-04-65



TECHNOLOGY PROMOTION ASSOCIATION (THAILAND-JAPAN)
CORPORATE SERVICES 3: EQUIPMENT CALIBRATION AND TESTING SERVICES
534/4 PATTANAKARN ROAD SOI 18, SUANLIANG, SUANLIANG BANGKOK 10250
TEL: 0-2717-3000-29 FAX: 0-2719-9484



Cert. No.: 23TM192
Page : 1 of 3

Certificate of Calibration

Equipment : Incubator
Manufacturer : Binder
Model : BD 53 E2
Serial No. : 13-07343
ID No. : UAE.MIC.005/2558

Submitted by : United Analyst and Engineering Consultant Co.,Ltd.
3 Soi Udomsuk 41, Sukhumvit Road,
Bangchak, Prakhonong,
Bangkok 10260

Location : Microbiology Laboratory

Received Order : 15 February 2023
Calibration Date : 15 February 2023
Ambient Temperature : (26 ± 10) °C
Relative Humidity : (50 ± 30) %

Calibrated by : Suwit Imjai

Approved by : Approved Signatory

(/) Pornthippa Tameyakul
(/) Malee Bulkruea

Issue Date : 24 February 2023

The Uncertainties are for a confidence probability of approximately 95%

This certificate may not be reproduced other than in full, except with the prior written approval of the head of Corporate Services 3: Equipment Calibration and Testing Services

เอกสารไม่ควบคุม



Equipment : Incubator
Condition As-Received : Used Item
Reference : 2302-0295OC-1

Cert. No.: 23TM192
Page : 2 of 3

Procedure Used :-

Calibration were conducted using calibration procedure CP-OT02 according to direct measurement method with Data Acquisition which connected with Resistance Temperature Detector (RTD).

The temperature scale used was based on ITS-90.

Condition of this result of calibration

1. Reference standard instrument:-

Instrument	Model	Serial No.	Cert. No.	Due Date
1) Data Acquisition	34972A	MY59003411	22LM165	26 Nov 2023

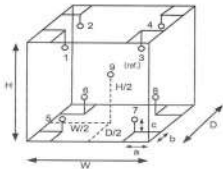
2. This certificate is valid only to the item calibrated on date and place of calibration.

3. This certification is traceable to the International System of Unit.

Result of Calibration :- (*) Without Adjustment

Function of UUC* : Temperature Source

Fresh air setting : Close



Probe Installation Details :

Dimension of Chamber :

a = 5.0 cm
b = 5.0 cm
c = 5.0 cm

D = 0.33 m
W = 0.40 m
H = 0.40 m
Capacity = 0.053 m³

Environment during calibration		
	Beginning	Finished
Temp. (°C)	22	23
REL.Humid. (%)	65	61
AC Supply (Volt)	231	231

Position :	Ref. Std. ID No.:
1	20RTD-2/1
2	20RTD-2/2
3	20RTD-2/3
4	20RTD-2/4
5	20RTD-2/5
6	20RTD-2/6
7	20RTD-2/7
8	20RTD-2/8
9 (ref.)	20RTD-2/9

เอกสารไม่ควบคุม



Equipment : Incubator
Condition As-Received : Used Item
Reference : 2302-0295OC-1

Cert. No.: 23TM192
Page : 3 of 3

Result of Calibration :-

Function of UUC* : Temperature Source

Fresh air setting : Close

Calibration Point (°C)	UUC* Setting (°C)	UUC* Reading (°C)	Temperature stability (± °C)	Temperature uniformity (°C)	Overall Variation (°C)	Uncertainty (± °C)	Coverage Factor k
35.0	35.4	35.4	0.037	0.66	0.66	0.30	2

Calibration Point (°C)	Measured Temperature (°C)								
	Position								
35.0	1	2	3	4	5	6	7	8	9 (ref.)
	35.256	35.308	35.116	35.453	34.700	34.798	34.718	34.657	34.938

Average* : The average of 30 values in each position.

Temperature stability : One-half of the greatest maximum difference of measured temperature at any one sensor.

Temperature uniformity : The maximum difference of measured temperatures at any sensors and the measured temperature at the reference location which are observed at the same time or at as close an observation time as possible to determine the temperature pattern or homogeneity within the chamber under steady-state conditions.

Overall Variation : The Difference of the maximum and minimum measured temperatures throughout observation.

UUC* : Unit Under Calibration

Note : The reported uncertainty of measurement was included stability and excluded uniformity .

The reported uncertainty of measurement was based on a standard uncertainty multiplied by a coverage factor *k*, providing a level of confidence of approximately 95 %.

-o0o-

เอกสารไม่ควบคุม



TECHNOLOGY PROMOTION ASSOCIATION (THAILAND-JAPAN)
CORPORATE SERVICES & EQUIPMENT CALIBRATION AND TESTING SERVICES
534/4 PATTANAKARN ROAD SOI 18, SUANLUANG, SUANLUANG BANGKOK 10250
TEL. 0-2717-3000-29 FAX. 0-2719-9484



Cert. No.: 23TM727
Page : 1 of 3

Certificate of Calibration

Equipment : Incubator
Manufacturer : Memmert
Model : IF 75
Serial No. : D317.0305
ID No. : UAE.MIC.022/2561
Submitted by : United Analyst and Engineering Consultant Co.,Ltd.
3 Soi Udomsuk 41, Sukhumvit Road,
Bangchak, Phrakhanong,
Bangkok 10260
Location : Microbiology Laboratory (302)
Received Order : 27 April 2023
Calibration Date : 27 - 28 April 2023
Ambient Temperature : (26 ± 10) °C
Relative Humidity : (50 ± 30) %
Calibrated by : Tawatchai Pama
Approved by :
() Pornthippa Tameyakul
(/) Malee Butkruea
() Suwit Imjai
Issue Date : 11 May 2023

The Uncertainties are for a confidence probability of approximately 95%

This certificate may not be reproduced other than in full, except with the prior written
Approval of the head of Corporate Services & Equipment Calibration and Testing Services.

เอกสารไม่ควบคุม



Equipment : Incubator
Condition As-Received : Used Item
Reference : 2304-0461OC-4
Result of Calibration :- (*) Without Adjustment
Function of UUC* : Temperature Source
Fresh air setting : Close

Cert. No.: 23TM727
Page : 3 of 3

Calibration Point (°C)	UUC* Setting (°C)	UUC* Reading (°C)	Temperature stability (± °C)	Temperature uniformity (°C)	Overall Variation (°C)	Coverage Factor k
44.0	44.0	44.0	0.055	0.42	0.52	2

Calibration Point (°C)	Measured Temperature (°C)									Uncertainty (± °C)
	Position									
	1	2	3	4	5	6	7	8	9 (ref.)	
44.0	43.993	44.061	44.107	44.073	44.067	44.067	43.938	43.687	44.060	0.30

Average* : The average of 30 values in each position.

Temperature stability : One-half of the greatest maximum difference of measured temperature at any one sensor.

Temperature uniformity : The maximum difference of measured temperatures at any sensors and the measured temperature at the reference location which are observed at the same time or at as close an observation time as possible to determine the temperature pattern or homogeneity within the chamber under steady-state conditions.

Overall Variation : The Difference of the maximum and minimum measured temperatures throughout observation.

UUC* : Unit Under Calibration

Note : The reported uncertainty of measurement was included stability and excluded uniformity .

The reported uncertainty of measurement was based on a standard uncertainty multiplied by a coverage factor *k*, providing a level of confidence of approximately 95 %.

-o0o-

เอกสารไม่ควบคุม



Equipment : Incubator
Condition As-Received : Used Item
Reference : 2304-0461OC-4

Cert. No.: 23TM727
Page : 2 of 3

Procedure Used :-

Calibration were conducted using calibration procedure CP-OT02 according to direct measurement method with Data Acquisition which connected with Resistance Temperature Detector (RTD).

The temperature scale used was based on ITS-90.

Condition of this result of calibration

1. Reference standard instrument:-

Instrument	Model	Serial No.	Cert. No.	Due Date
1) Data Acquisition	34972A	MY57013711	22LM93	02 Jul 2023

2. This certificate is valid only to the item calibrated on date and place of calibration.

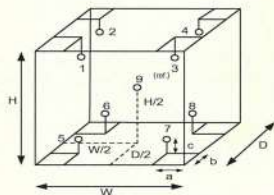
3. This certification is traceable to the International System of Unit.

Result of Calibration :- (*) Without Adjustment

Function of UUC* : Temperature Source

Fresh air setting : Close

Environment during calibration		
	Beginning	Finished
Temp. (°C)	25	24
REL.Humid. (%)	76	80
AC Supply (Volt)	231	231



Position :	Ref. Std. ID No.:
1	18-18RTD-01
2	18-18RTD-02
3	18-18RTD-03
4	18-18RTD-04
5	18-18RTD-05
6	18-18RTD-10
7	18-18RTD-07
8	22-18RTD-08
9 (ref.)	18-18RTD-09

Probe Installation Details :

Dimension of Chamber :

a = 5.0 cm
b = 5.0 cm
c = 5.0 cm

D = 0.33 m
W = 0.40 m
H = 0.56 m
Capacity = 0.074 m³

เอกสารไม่



TECHNOLOGY PROMOTION ASSOCIATION (THAILAND-JAPAN)
CORPORATE SERVICES & EQUIPMENT CALIBRATION AND TESTING SERVICES
534/4 PATTANAKARN ROAD SOI 18, SUANLUANG, SUANLUANG BANGKOK 10250
TEL: 0-2717-3000-29 FAX: 0-2719-9484



Cert. No.: 23TM765
Page : 1 of 3

Certificate of Calibration

Equipment : Incubator

Manufacturer : Memmert

Model : IN 75

Serial No. : D317.0307

ID No. : UAE.MIC.023/2561

Submitted by : United Analyst and Engineering Consultant Co.,Ltd.
3 Soi Udomsuk 41, Sukhumvit Road,
Bangchak, Phrakhanong,
Bangkok 10260

Location : Microbiology Laboratory (302)

Received Order : 27 April 2023

Calibration Date : 27 April 2023

Ambient Temperature : (26 ± 10) °C

Relative Humidity : (50 ± 30) %

Calibrated by : Preecha Hiahib

Approved by :

() Ponthippa Tameyakul
(/) Malee Butkruea
() Suwit Imjai

Issue Date : 11 May 2023

The Uncertainties are for a confidence probability of approximately 95%

This certificate may not be reproduced other than in full, except with the prior written
Approval of the head of Corporate Services & Equipment Calibration and Testing Services.

เอกสารไม่ควบคุม



Equipment : Incubator
Condition As-Received : Used Item
Reference : 2304-0461OC-5
Result of Calibration :- (*) Without Adjustment
Function of UUC* : Temperature Source
Fresh air setting : Close

Cert. No.: 23TM765
Page : 3 of 3

Calibration Point (°C)	UUC* Setting (°C)	UUC* Reading (°C)	Temperature stability (± °C)	Temperature uniformity (°C)	Overall Variation (°C)	Coverage Factor k
37.0	37.0	37.0	0.070	0.28	0.39	2

Calibration Point (°C)	Measured Temperature (°C)									Uncertainty (± °C)
	1	2	3	4	5	6	7	8	9 (ref.)	
37.0	37.164	37.118	37.079	37.121	36.852	37.039	36.822	36.923	36.905	0.30

Average* : The average of 30 values in each position.

Temperature stability : One-half of the greatest maximum difference of measured temperature at any one sensor.

Temperature uniformity : The maximum difference of measured temperatures at any sensors and the measured temperature at the reference location which are observed at the same time or at as close an observation time as possible to determine the temperature pattern or homogeneity within the chamber under steady-state conditions.

Overall Variation : The Difference of the maximum and minimum measured temperatures throughout observation.

UUC* : Unit Under Calibration

Note : The reported uncertainty of measurement was included stability and excluded uniformity .

The reported uncertainty of measurement was based on a standard uncertainty multiplied by a coverage factor k, providing a level of confidence of approximately 95 %.

-o0o-

เอกสารไม่



Equipment : Incubator
Condition As-Received : Used Item
Reference : 2304-0461OC-5

Cert. No.: 23TM765
Page : 2 of 3

Procedure Used :-

Calibration were conducted using calibration procedure CP-OT02 according to direct measurement method with Data Acquisition which connected with Resistance Temperature Detector (RTD).

The temperature scale used was based on ITS-90.

Condition of this result of calibration

1. Reference standard instrument:-

Instrument	Model	Serial No.	Cert. No.	Due Date
1) Data Acquisition	34972A	MY59003411	22LM165	26 Nov 2023

2. This certificate is valid only to the item calibrated on date and place of calibration.

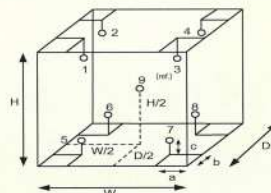
3. This certification is traceable to the International System of Unit.

Result of Calibration :- (*) Without Adjustment

Function of UUC* : Temperature Source

Fresh air setting : Close

Environment during calibration		
	Beginning	Finished
Temp. (°C)	23	22
REL.Humid. (%)	69	73
AC Supply (Volt)	220	221



Position :	Ref. Std. ID No.:
1	20RTD-2/1
2	20RTD-2/2
3	20RTD-2/3
4	20RTD-2/4
5	20RTD-2/5
6	20RTD-2/6
7	20RTD-2/7
8	20RTD-2/8
9 (ref.)	20RTD-2/9

Probe Installation Details :

Dimension of Chamber :

a = 5.0 cm
b = 5.0 cm
c = 5.0 cm

D = 0.32 m
W = 0.42 m
H = 0.56 m
Capacity = 0.075 m³

เอกสารไม่



Cert. No.: 23TM728
Page : 1 of 3

Certificate of Calibration

Equipment : Incubator
Manufacturer : Memmert
Model : IPP 260
Serial No. : V616.0066
ID No. : UAE.MIC.032/2559
Submitted by : United Analyst and Engineering Consultant Co., Ltd.
3 Soi Udomsuk 41, Sukhumvit Road,
Bangchak, Phrakhanong,
Bangkok 10260
Location : Microbiology Laboratory (302)
Received Order : 27 April 2023
Calibration Date : 27 - 28 April 2023
Ambient Temperature : (26 ± 10) °C
Relative Humidity : (50 ± 30) %

Calibrated by : Tawatchai Pama

Approved by :

() Pornthippa Tameyakul
(✓) Malee Butkruea
() Suwit Imjai

Issue Date : 11 May 2023

The Uncertainties are for a confidence probability of approximately 95%

This certificate may not be reproduced other than in full, except with the prior written
Approval of the head of Corporate Services : Equipment Calibration and Testing Services.

เอกสารไม่ควบคุม



Equipment : Incubator
Condition As-Received : Used Item
Reference : 2304-0461OC-6
Result of Calibration : (*) Without Adjustment
Function of UUC* : Temperature Source
Fresh air setting : Close

Cert. No.: 23TM728
Page : 3 of 3

Calibration Point (°C)	UUC* Setting (°C)	UUC* Reading (°C)	Temperature stability (± °C)	Temperature uniformity (°C)	Overall Variation (°C)	Coverage Factor k
25.0	25.0	25.0	0.020	0.81	1.2	2
36.0	36.0	36.0	0.15	1.1	1.6	2

Calibration Point (°C)	Measured Temperature (°C)									Uncertainty (± °C)
	1	2	3	4	5	6	7	8	9 (ref.)	
25.0	25.541	25.354	25.388	25.278	24.341	24.349	24.379	24.455	24.747	0.30
36.0	35.275	35.351	35.768	35.941	36.543	36.590	36.653	36.728	36.232	0.39

Average* : The average of 30 values in each position.

Temperature stability : One-half of the greatest maximum difference of measured temperature at any one sensor.

Temperature uniformity : The maximum difference of measured temperatures at any sensors and the measured temperature at the reference location which are observed at the same time or at as close an observation time as possible to determine the temperature pattern or homogeneity within the chamber under steady-state conditions.

Overall Variation : The Difference of the maximum and minimum measured temperatures throughout observation.

UUC* : Unit Under Calibration

Note : The reported uncertainty of measurement was included stability and excluded uniformity .

The reported uncertainty of measurement was based on a standard uncertainty multiplied by a coverage factor k, providing a level of confidence of approximately 95 %.

-000-

เอกสารไม่ควบคุม



Equipment : Incubator
Condition As-Received : Used Item
Reference : 2304-0461OC-6
Procedure Used :-

Cert. No.: 23TM728
Page : 2 of 3

Calibration were conducted using calibration procedure CP-OTD2 according to direct measurement method with Data Acquisition which connected with Resistance Temperature Detector (RTD).
The temperature scale used was based on ITS-90.

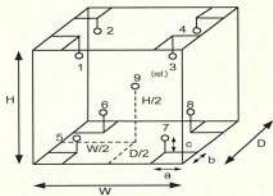
Condition of this result of calibration

- Reference standard Instrument:-

Instrument	Model	Serial No.	Cert. No.	Due Date
1) Data Acquisition	34972A	MY57013711	22LM93	02 Jul 2023
- This certificate is valid only to the item calibrated on date and place of calibration.
- This certification is traceable to the International System of Unit.

Result of Calibration :- (*) Without Adjustment
Function of UUC* : Temperature Source
Fresh air setting : Close

Environment during calibration		
	Beginning	Finished
Temp. (°C)	25	22
REL.Humid. (%)	76	83
AC Supply (Volt)	231	231



Position :	Ref. Std. ID No.:
1	22-18RTD-2/1
2	18RTD-2/2
3	18RTD-2/3
4	18RTD-2/4
5	18RTD-2/5
6	18RTD-2/6
7	18RTD-2/7
8	18RTD-2/8
9 (ref.)	18RTD-2/9

Probe Installation Details :
a = 10 cm
b = 10 cm
c = 10 cm
Dimension of Chamber :
D = 0.50 m
W = 0.64 m
H = 0.80 m
Capacity = 0.26 m³

เอกสารไม่ควบคุม



Certificate of Calibration

Equipment: Balance
Model: PX623
Serial No. (or ID.): C236754745
Manufacturer: Ohaus
Condition: New

Certificate No.: C01223732
Issued Date: 09 December 2022
Job No.: KSPR2215576
Page: 1 of 2

Customer: United Analyst and Engineering Consultant Co., Ltd.
3 Soi Udomsuk 41, Sukhumvit Road, Bangchak Sub-District,
Phrakhanong District, Bangkok, THAILAND 10260

Environment Condition: Temperature 26 °C ± 0.5 °C
Humidity 53 %RH ± 3.9 %RH

Calibration Place: United Analyst and Engineering Consultant Co., Ltd. (301 Microbiology Room)
3 Soi Udomsuk 41, Sukhumvit Road, Bangchak Sub-District,
Phrakhanong District, Bangkok, THAILAND 10260

Calibration By: Mr. Adisai Maknoi
Calibration Date: 09 December 2022

The Method used: In-house method, CAL-WI-47, based on UKAS Lab 14

Traceability: This certificate is traceable to the SI Units maintained by National Institute of Metrology (NIMT), Thailand through DKSH Technology Co., Ltd. Certificate No. C02221765

(Mr. Adisai Maknoi)

Person in charge

(Mr. Rungrod Jenkitrakulchai)

Authorized signatory

This certificate is issued the units of measurement according to the International System of Units (SI). It provides traceability of measurement to international or national standard or other recognized national standard laboratories.
The measurement uncertainty stated is the expanded uncertainty which is obtained from the standard uncertainty multiplied by the coverage factor (k=2) to provide a level of confidence of approximately 95%. It is determined in accordance with the Guide to Expression of Uncertainty in Measurement (GUM).
These results may be affected by deviations from specified conditions. The results relate only to the items tested, calibrated or sampled. The report shall not be reproduced except in full without approval of DKSH Technology Limited.

บริษัท ดิเคช เทคโนโลยี จำกัด
DKSH Technology Limited
2533 ถนนสุขุมวิท แขวงคลองเตย เขตคลองเตย กรุงเทพมหานคร 10260
Phone: +66 2639 7050 Email: info.calibration@dksh.com Website: www.dksh.com/certificate-thailand




Delivering Growth - In Asia and Beyond.

เอกสารไม่ควบคุม

Calibration Results:

Without Adjustment

Eccentric Error: Weight to be 1/3 or 1/2 of Maximum capacity, taken from the center of the pan as a zero reference.

			Nominal Test Value	200	(g)
Reference Points (g)					
A	B	C	D	E	
-	0.000	0.000	0.000	0.000	

Repeatability: Determination of the standard deviation of weighing balance., Readability 0.001 (g)

Nominal test value (g)	Standard Deviation
50	0.0004
500	0.0005

Error of Indication from nominal or conventional mass value., Readability 0.001 (g)

Nominal Value (g)	Conventional Mass (g)	Displayed Value (g)	Error of Indication (g)	Uncertainty (g)	k
1	1.0000	1.000	0.000	0.0010	2.03
5	5.0001	5.000	0.000	0.0010	2.03
10	10.0001	10.000	0.000	0.0010	2.03
20	20.0001	20.000	0.000	0.0010	2.03
50	50.0001	50.000	0.000	0.0010	2.03
100	100.0001	100.000	0.000	0.0011	2.03
200	200.0004	200.000	0.000	0.0011	2.02
300	300.0005	300.000	-0.001	0.0013	2.01
400	400.0008	400.001	0.000	0.0014	2.01
500	500.0003	500.000	0.000	0.0017	2.00
600	600.0004	600.000	0.000	0.0019	2.00

The End of Certificate

Statements of conformity:

This conformity certificate documents the validity of the following statements of conformity based on the measurement results of corresponding calibration certificate:

The error of indication determined during calibration are under given measurement and environmental conditions and considering the expanded measurement uncertainty (coverage probability 95%) within the specification. The given measurement uncertainty already includes other all effects by according to the standard method, UKAS Lab14. Therefore, those parameters have not been assessed separately.

Tolerance and Decision rules:

Assessment of the conformity of the measurement device are done based on direct comparison of the relevant measurement results with the tolerances and decision rule are prescribed by the customer.

- Decision rule :
- ☐ Choice A Binary Statement for Simple Acceptance Rule ($w = 0$), Specific Risk < 50% PFA.
 - ☒ Choice B Non-binary statement with guard band ($w = 1 U$), Pass or Fail Specific Risk < 2.5% PFA and Condition Pass or Condition Fail Specific Risk < 50% PFA.
 - ☐ Choice C Customer defined, Customers may define arbitrary multiple of r to have applied as guard band ($w = r U$).
- ; PFA – Probability of False Accept

(Mr. Rungrat Jenkitrakulchai)
Authorized signatory

Statements of conformity:

Without Adjustment

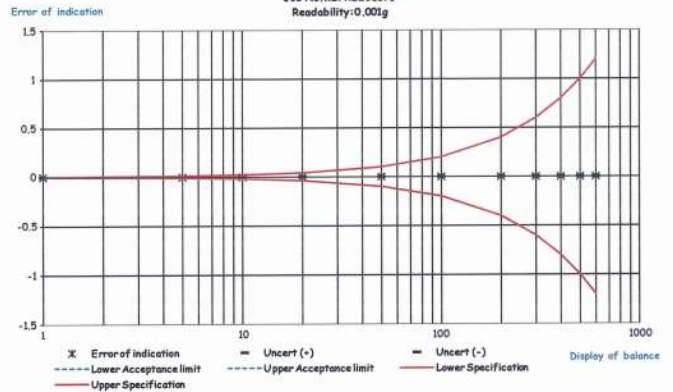
Readability: 0.001 g

Nominal Value (g)	Error of Indication (g)	Guard band (w) (g)	Tolerance (±) (g)	Conformity
1	0.000	0.0010	0.002	Pass
5	0.000	0.0010	0.010	Pass
10	0.000	0.0010	0.020	Pass
20	0.000	0.0010	0.040	Pass
50	0.000	0.0010	0.100	Pass
100	0.000	0.0011	0.200	Pass
200	0.000	0.0011	0.400	Pass
300	-0.001	0.0013	0.600	Pass
400	0.000	0.0014	0.800	Pass
500	0.000	0.0017	1.000	Pass
600	0.000	0.0019	1.200	Pass

The validity of the statements of conformity cannot be guaranteed for different places of use, environmental conditions or improper use.

The End of Statements of conformity

Without Adjustment
Job No. KSPR2215576
Readability: 0.001g





Cert. No.: 23TM763
Page : 1 of 3

Certificate of Calibration

Equipment : Autoclave
Manufacturer : ALP
Model : CL-40L
Serial No. : 808763
ID No. : UAE.MIC.026/2563
Submitted by : United Analyst and Engineering Consultant Co.,Ltd.
3 Soi Udomsuk 41, Sukhumvit Road,
Bangchak, Phrakhanong,
Bangkok 10260
Location : Microbiology Laboratory (301)
Received Order : 27 April 2023
Calibration Date : 27 April 2023
Ambient Temperature : (26 ± 10) °C
Relative Humidity : (50 ± 30) %
Calibrated by : Preecha Hlahib
Approved by :
() Pornthippa Tameyakul
(✓) Malee Butkruea
() Suwit Imjai
Issue Date : 11 May 2023

The Uncertainties are for a confidence probability of approximately 95%

This certificate may not be reproduced other than in full, except with the prior written
Approval of the head of Corporate Services 3 : Equipment Calibration and Testing Services.

เอกสารไม่ควบคุม

A 0053944



Equipment : Autoclave
Condition As-Received : Used Item
Reference : 2304-0461OC-2
Procedure Used :-

Cert. No.: 23TM763
Page : 2 of 3

Calibration were conducted using in-house calibration procedure CP-OT03 according to direct measurement method with Data Acquisition which connected with Thermocouple Type T
The temperature scale used was based on ITS-90.

Condition of this result of calibration

1. Reference standard instrument:-

Instrument	Model	Serial No.	Cert. No.	Due Date
1) Data Acquisition	34972A	MY59003411	22LM165	26 Nov 2023

2. This certificate is valid only to the item calibrated on date and place of calibration.

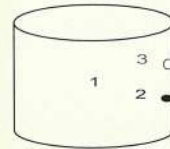
3. This certification is traceable to the International System of Unit.

4. This result of calibration covers laboratory autoclaves for the sterilization of goods and material which could be infected with organisms categorized as Hazard Group 1, 2 and 3**

(** = Categorization of pathogens according to hazard and categories of containment, second edition, 1990)
It does not cover autoclaves for use with material infect with organisms in Hazard Group 4, for which complete containment and sterilization of infected condensate is considered to be essential.

This result of calibration does not apply to sterilizers or disinfectors used for medical, dental, pharmaceutical or veterinary purposes which are directly concerned with patient care, or those used for fabrics subjected to sterilization which are required to be dry at the end of cycle.

Result of Calibration :- (*) Without Adjustment
Function of UUC* : Temperature Source



	Environmental		
	(°C)	(%R.H.)	(Volt)
Beginning of Calibration	27	60	220
Finished of Calibration	27	58	220

Position	Description	Ref. Std. ID No.:
1 =	Center of chamber	18-20TC-04
2 =	Temperature sensor	18-20TC-05
3 =	Exhaust port	18-20TC-06

เอกสารไม่ควบคุม

a 1159968



Equipment : Autoclave
Condition As-Received : Used Item
Reference : 2304-0461OC-2
Result of Calibration :- (*) Without Adjustment
Function of UUC* : Temperature Source

Cert. No.: 23TM763
Page : 3 of 3

Operating parameter Set : Temperature = 115.0 °C
Sterilization period = 15 minute

UUC* Setting (°C)	UUC* Reading (°C)	Position	Average* Standard Reading (°C)	Stability (± °C)	Pressure Reading (MPa)	Uncertainty (± °C)	Coverage Factor k
115.0	115.0	1	115.213	0.22	0.08	0.75	2
		2	115.166				
		3	115.260				

Operating parameter Set : Temperature = 121.0 °C
Sterilization period = 30 minute

UUC* Setting (°C)	UUC* Reading (°C)	Position	Average* Standard Reading (°C)	Stability (± °C)	Pressure Reading (MPa)	Uncertainty (± °C)	Coverage Factor k
121.0	121.0	1	121.260	0.29	1.1	0.75	2
		2	121.224				
		3	121.284				

Average* : The average of 30 values in each position.

Stability : One-half of the greatest maximum difference of measured temperature at any one probe.

UUC* : Unit Under Calibration

Note : The reported uncertainty of measurement was included stability and excluded uniformity .

The reported uncertainty of measurement was based on a standard uncertainty multiplied by a coverage factor k, providing a level of confidence of approximately 95 %.

-000-

เอกสารไม่ควบคุม

a 1159967



Cert. No.: 23TM249
Page : 1 of 3

Certificate of Calibration

Equipment : BOD Incubator
Manufacturer : Arco
Model : UC4-1320
Serial No. : 13URC4S013201
ID No. : UAE.WAO.015/2561
Submitted by : United Analyst and Engineering Consultant Co.,Ltd.
3 Soi Udomsuk 41, Sukhumvit Road,
Bangchak, Phrakhanong,
Bangkok 10260
Location : Lab Floor 2
Received Order : 15 February 2023
Calibration Date : 15 February 2023
Ambient Temperature : (26 ± 10) °C
Relative Humidity : (50 ± 30) %

Calibrated by : Preecha Hlahib

Approved by :
Approved Signatory

() Pornthippa Tameyakul
(✓) Malee Butkruea
() Suwit Imjai

Issue Date : 24 February 2023

The Uncertainties are for a confidence probability of approximately 95%

This certificate may not be reproduced other than in full, except with the prior written
Approval of the head of Corporate Services 3 : Equipment Calibration and Testing Services.

A 0051476


 PASS
 NOT PASS

Remarks:

HPE: 20 ± 1°C
 (Signature)
 Verify Approve

Cert. No.: 23TM249

BOD Incubator

Arco

Model: UCA-1330

S/N: -

ID. No.: UAC.WAO.015(256)

17 Mar 2023 May 10, 2023
 02/17
 3 Apr. 167



Equipment : BOD Incubator
 Condition As-Received : Used Item
 Reference : 2302-0297OC-1
 Procedure Used :-

Cert. No.: 23TM249
 Page : 2 of 3

Calibration were conducted using calibration procedure CP-OT02 according to direct measurement method with Data Acquisition which connected with Resistance Temperature Detector (RTD).
 The temperature scale used was based on ITS-90.

Condition of this result of calibration

1. Reference standard instrument:-

Instrument	Model	Serial No.	Cert. No.	Due Date
1) Data Acquisition	34972A	MY57013711	22LM93	02 Jul 2023

2. This certificate is valid only to the item calibrated on date and place of calibration.

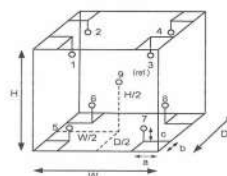
3. This certification is traceable to the International System of Unit.

Result of Calibration :- (*) Without Adjustment

Function of UUC* : Temperature Source

Fresh air setting : Not Available

Environment during calibration		
	Beginning	Finished
Temp. (°C)	29	31
REL.Humid. (%)	63	67
AC Supply (Volt)	220	220



Probe Installation Details :

a = 10 cm
 b = 10 cm
 c = 10 cm

Dimension of Chamber :

D = 0.62 m
 W = 1.2 m
 H = 1.2 m
 Capacity = 0.89 m³

Position :	Ref. Std. ID No.:
1	22-18RTD-2/1
2	18RTD-2/2
3	18RTD-2/3
4	18RTD-2/4
5	18RTD-2/5
6	18RTD-2/6
7	18RTD-2/7
8	18RTD-2/8
9 (ref.)	18RTD-2/9



Equipment : BOD Incubator
 Condition As-Received : Used Item
 Reference : 2302-0297OC-1
 Result of Calibration :- (*) Without Adjustment
 Function of UUC* : Temperature Source
 Fresh air setting : Not Available

Cert. No.: 23TM249
 Page : 3 of 3

Calibration Point (°C)	UUC* Setting (°C)	UUC* Reading (°C)	Temperature stability (± °C)	Temperature uniformity (°C)	Overall Variation (°C)	Uncertainty (± °C)	Coverage Factor k
20.0	20.0	19.3	0.32	0.57	1.0	0.60	2

Calibration Point (°C)	Measured Temperature (°C)								
	Position								
	1	2	3	4	5	6	7	8	9 (ref.)
20.0	20.086	19.916	20.386	19.976	19.973	19.838	19.837	19.821	19.949

Average* : The average of 30 values in each position.

Temperature stability : One-half of the greatest maximum difference of measured temperature at any one sensor.

Temperature uniformity : The maximum difference of measured temperatures at any sensors and the measured temperature at the reference location which are observed at the same time or at as close an observation time as possible to determine the temperature pattern or homogeneity within the chamber under steady-state conditions.

Overall Variation : The Difference of the maximum and minimum measured temperatures throughout observation.

UUC* : Unit Under Calibration

Note : The reported uncertainty of measurement was included stability and excluded uniformity .

The reported uncertainty of measurement was based on a standard uncertainty multiplied by a coverage factor k, providing a level of confidence of approximately 95 %.

-000-

Verification Certificate

Certificate No.: 2302413-001-01
Client name: UNITED ANALYST AND ENGINEERING CONSULTANT CO., LTD.
Address: 3 Soi Udomsuk 41, Sukhumvit Road,
Bangchack, Prakhonong, Bangkok 10260

Page 1 of 4

Equipment: HEATING BLOCK DIGESTION
Manufacturer: FOSS
Model: 2520
Serial No.: 91794469
ID No.: UAE.WAS.011/2560
Order No.: 2302413
Operation No.: 2302413-001
Date of Receipt: 28 March 2023
Date of Calibration: 30-31 March 2023

Calibrated by Mr.Nuttapol Niyomchat Specialist Approved by (Mr.Pheraphat Tuanjit) Manager, Division of Calibration Laboratory Responsible for the Technical Management Team
Date of Issue: 10 April 2023

The uncertainties are for a confidence probability of approximately 95 %.
This Certificate is issued in accordance with the conditions of accreditation granted by the Thai Laboratory Accreditation scheme which has assessed the measurement capability of the laboratory and its traceability to recognized national standards and to the units of measurement realized at the corresponding national standards laboratory. This certificate may not be reproduced other than in full except with the prior written approval of the National Food Institute.
FCS-009 Revision: 01 Date: 20-04-65

2008 ๒๕๔๗-๒๕๕๗ 35 หมู่ ๑๕ ตำบลบางพลีใหญ่ อำเภอบางพลี จังหวัดสมุทรปราการ 10710 เอกสารไม่ควบคุม
2008 Soi 35, Asin Anant Road, Bang Yi Khan Subdistrict, Bang Phli District, Bangkok 10710, Thailand
Tel: +66(0) 2422 8568 Fax: +66(0) 2422 8545 nfi.com

Verification Report

Certificate No.: 2302413-001-01
Equipment: HEATING BLOCK DIGESTION
Model: 2520 Serial No.: 91794469
Resolution: 1 °C ID No.: UAE.WAS.011/2560
Manufacturer: FOSS
Date of Calibration: 30-31 March 2023 Page 2 of 4

Location: Laboratory Room, NATIONAL FOOD INSTITUTE
Environment Condition: Ambient Temperature (25 ± 3) °C
Relative Humidity (55 ± 15) %
Line Voltage (220 ± 10) Volt

Condition of this results of Calibration:

- This instrument was calibrated by insert standard thermocouples type R into its heating block digestion compared to temperature obtained from reference standards thermometer at calibrated point.
- The temperature scale used was based on ITS - 90 .
- All data show below were final values and the initial data may be obtained upon request.

2. Reference Standard Instrument :

Instrument	Model	Serial No.	Certificate No.	Due Date	Through
Digital Thermometer with Thermocouple	34970A	HY44045578/HY41194453	TC22/0044	5-May-2023	N.M. Technical Center Laboratory
	Type R	TC#181-189 / CH#181-189			

- This certificate is traceable to international system of units (SI Units).
- This certificate was certified only for the instrument we calibrated.
- This result of calibration was found accurate as shown on date and place of calibration only.
- Condition of Calibrated item : Good

UUC* Description
Time of Record : Hour 30 Minute At 380 °C

7. Result of Calibration : ☒ Without adjustment ☐ After adjustment

Verification Report

Certificate No.: 2302413-001-01
Equipment: HEATING BLOCK DIGESTION
Model: 2520 Serial No.: 91794469
Resolution: 1 °C ID No.: UAE.WAS.011/2560
Manufacturer: FOSS
Date of Calibration: 30-31 March 2023 Page 3 of 4

Calibration point: 380 °C

Calibration result:

Reporting of Temperature

Block No.	UUC* Setting (°C)	UUC* Reading (°C)	Stability (±°C)	Standard Thermometer (°C)	Uncertainty (±°C)
1	380	380	0.96	377.74	2.1
2	380	380	0.40	377.28	2.1
3	380	380	1.18	377.82	2.1
4	380	380	0.44	377.19	1.6
5	380	380	0.11	377.30	1.6
6	380	380	0.14	377.90	1.6
7	380	380	1.17	373.85	2.1
8	380	380	0.33	376.96	2.1
9	380	380	0.14	374.18	2.1
10	380	380	0.96	378.56	2.0
11	380	380	1.04	378.34	2.0
12	380	380	0.35	378.06	2.0
13	380	380	0.48	377.05	1.6
14	380	380	0.38	379.19	1.6
15	380	380	0.50	377.48	1.6
16	380	380	0.48	378.33	1.7
17	380	380	0.71	377.60	1.7
18	380	380	0.35	376.77	1.7
19	380	380	0.84	377.06	1.8
20	380	380	0.41	378.58	1.8

Notes:

- UUC* = Unit Under Calibration
- Immersion depth of standard thermometer in tube level high of sand is equal heater plate of UUC.
- Stability = One-half of the greatest maximum difference of measured temperatures at one sensors, for at least half an hour after reaching steady state.

เอกสารไม่ควบคุม

Kjeltec™ 8100 Distillation Unit

This IQ applies to Kjeltec™ 8100 Distillation Unit manufactured by FOSS Analytical. The installation is performed by FOSS trained service personnel.

1 Intended Use

Kjeltec 8100 is intended for laboratory use analyzing parameters as specified in FOSS Analytical AB's Application Notes.

2 Purpose

This installation Qualification is designed to assure that:

- The Kjeltec instrument is received complete, with all required parts in good condition.
- The location of the instrument is environmentally and ergonomically suitable
- The instrument is assembled and configured correctly
- Suitable electricity and water are supplied to the instrument, see table 2 for requirements.

3 Identification

Description	Serial Number
Kjeltec 8100 Distillation Unit	918 69052

Dedicated Analytical Solutions

FOSS Analytical AS
69 Slangerupgade
DK-3400 Hillerød
Denmark

Tel +45 7010 3370
Fax +45 7010 3371
E-mail support@foss.dk
Web www.foss.dk

FOSS Analytical AB
Box 79
SE-263 21 Högåns
Sweden

Tel +46 42 361500
Fax +46 42 340345
E-mail support@foss.dk
Web www.foss.dk

Customer Support, 6003 7242 / Rev. 1

เอกสารไม่ควบคุม 100

4 Control of Received Equipment

4.1 Verify that the correct instrument type and accessory kit items are received and in proper condition

The packing list (shipped with the instrument) specifies all the items. The installer will verify that all items are received as shipped on the packing list. For each item listed, verify that the acceptance criteria are met. If so, write "Y" in the right column of the table immediately following.

Packing List Item	Acceptance Criteria	Pass(Y/N)
Kjeltec 8100 Distillation Unit	No visible damage, received in undamaged FOSS Analytical's standard shipping container	Y
Accessory kit, according to packing list	Included. No visible damage, received in undamaged FOSS Analytical's standard shipping container	Y
Handling device for digestion tube	Included. No visible damage.	Y
Tanks with level sensors for Waste, Alkali and Water	Included. No visible damage.	Y
Receiver flask	Included. No visible damage.	Y
One digestion tube 250ml	Included. No visible damage.	Y
One digestion tube 100 ml	Included. No visible damage.	Y
Tube adapter	Included. No visible damage.	Y
User manual	Kjeltec 8100 Distillation Unit	Y
Owners guide	Kjeltec 8100 Distillation Unit	Y
Quick guide	Kjeltec 8100 Distillation Unit	Y
Spare parts manual	Kjeltec 8100 Distillation Unit	Y
Application notes	AN 300 included AN 303 included	Y

Customer Support, 6003 7242 / Rev. 1

เอกสารไม่ควบคุม 200

5 Installation

5.1 The equipment must be installed in a suitable location with power, water and draining available

Verify that the instrument installation site meets the acceptance criteria given in the table below. If so, write "Y" in the right column of the table immediately following.

Location Requirements	Acceptance Criteria	Pass (Y/N)
Adequate space for instrument	Dimensions 48x58x69 cm	Y
AC supply available for instrument	200-240 V 50/60Hz	Y
Current	10 A	Y
Cold water supply available	2 L/min at 30°C	Y
Drain	For cooling water and waste (depending on local waste disposal legislation)	Y
Ambient temperature	Max. 40°C	Y
Ambient humidity	Max. 80% relative	Y
Internal fuses	T10A AH	Y

Customer Support, 6003 7242 / Rev. 1

เอกสารไม่ควบคุม 300

5.2 The instrument must be assembled correctly

Verify that all tubes are correct connected. If so, write "Y" in the right column of the table immediately following.

Instrument Tubing Connections	Acceptance Criteria	Pass (Y/N)
	Visual verification by installer	Y

Customer Support, 6003 7242 / Rev. 1

เอกสารไม่ควบคุม 400

5.3 The instrument should be assembled and powered up

Connect the distilling unit to the power supply. Perform the start up procedure and check that the expected response is obtained. If so, write "Y" in the right column of the table immediately following.

Action	Expected Response	Pass (Y/N)
Switch on the power	The instruments start up and the self test will run. The sample counter shows the number of analysed samples since first power and the Software Version shows the version of the instruments software.	Y
	After start-up, Program 1 is loaded and the Analyse menu is displayed.	Y
Turn on the cold water tap	No visible reaction	Y
Press the "Manual" view	The Manual menu is opened	Y
Open the door with the handle, place the test tube and receiver flask in position. Close the door.		Y
Select Dilution and press Start	Water is added to the tube	Y
Select Alkali and press Start	Alkali is added to the tube	Y
Select Steam and press start	After heating up, steam is entering the tube	Y
Select Drain and press Start	The tube is drained	Y

6 Summary of Deviations/Comments

Deviations from above requirements are specified below and any corrective actions are noted.

Deviation	Action	Comment

7 IQ Documentation

Upon successful completion and recording of all instructions above, sign and date this sheet below. If required by customer, leave one signed copy with instrument.

If customer's internal procedures require further reporting or witnessing of results, execute those procedures as required.

Installed By: _____
Company: _____
Customer Name: _____
Company: _____
Date completed: _____



Kjeltec™ 8100 Distillation Unit

This OQ applies to Kjeltec 8100 Distillation Unit manufactured by FOSS Analytical. The operation qualification is performed by FOSS trained service personnel.

1 Intended Use

Kjeltec 8100 is intended for laboratory use analyzing parameters as specified in FOSS Analytical Application Notes.

2 Purpose

This procedure is designed to test the function of the instrument according to factory test specifications:

- Alkali volume
- Distillation Accuracy
- Distillation Repeatability

3 Identification

Description	Serial Number
Kjeltec 8100 Distillation Unit, 200-240 V 50/60 Hz	91869052

4 Performance

4.1 Verify the dispensed volumes of reagents

Note! To verify the dispensed volumes of reagents a triple test should be done to be statistic correct. Then calculate a mean value.

1. Choose "Manual" in the menu. (When starting up the instrument Program 1 is loaded)
2. Open the safety door by pressing **Open** and place a tube in the instrument. Close the safety door.

Water

1. Press **Dilution** and then press **Start**. 80 ml of water will be filled into the tube.
2. Measure the collected water in a graduated measuring glass and note the result in table 1 below.
3. Check acceptance criteria in the table and make the judgment if passed or not.

Note! If the water volume needs to be calibrated, go to 4.8.5 Dilution Pump Calibration in the User Manual.

Alkali

1. Press **Alkali** and then press **Start**. 50 ml of alkali will be filled into the tube.
2. Measure the collected alkali in a graduated measuring glass and note the result in table 1 below.
3. Check acceptance criteria in the table and make the judgment if passed or not.

Table 1 Volume control

Test	Result	Expected result	Passed (Y/N)
Water volume	83 ml 83 ml 81 ml Mean 82.67 ml	76- 84 ml	Y
Alkali volume	49 ml 52 ml 53 ml Mean 52.33 ml	47- 54 ml	Y

Dedicated Analytical Solutions

FOSS Analytical A/S
69 Slangerupgade
DK-3400 Hillerød
Denmark

Tel +45 7010 3370
Fax +45 7010 3371
E-mail support@foss.dk
Web www.foss.dk

FOSS Analytical AB
Box 70
SE-263 21 Högåns
Sweden

Tel +46 42 361500
Fax +46 42 340349
E-mail support@foss.dk
Web www.foss.dk

4.2 Verify the distillation procedure, accuracy and precision

The distillation principle is to convert ammonium (NH_4^+) into ammonia (NH_3) by using an alkali (NaOH) and thereafter steam distil it into a receiver flask containing boric acid and titrate with standard acid solution using colorimetric end-point detection. Ammonium sulphate, a substance with known ammonia content, can be used to check the accuracy of the distillation. The recovery is calculated from obtained result.

The way to perform this test will be described in the following.

Chemical Check

Use ammonium sulphate ($\text{NH}_4)_2\text{SO}_4$, purity > 99.5 % *

Mol. weight = 132.14 g/mol, Nitrogen content in ammonium sulphate (99.5 %) = 21.09% *

Analysis conditions according to AN 300

Water	80 ml
Alkali	50 ml NaOH (40%w/w)
Receiver solution	30 ml boric acid (4%)
Distillation time	5 minutes
SAFE	5 seconds
Titration	0.2N HCl

For reagent preparation see Appendix A

- Start the instrument and run two blanks without chemicals according to above analysis conditions, distil into a receiver flask containing boric acid. Titrate with a standard acid solution using colorimetric end-point detection. If the blanks are less than 0.2 ml continue with the recovery tests:
- Weigh 0.15 g ammonium sulphate into a tube. Prepare 6 samples (tubes).
- Run the six samples according to above analysis conditions. Titrate with a standard acid solution using colorimetric end-point detection.
- Calculate the recovery according to below equations. Expected results of recovery should be 100%±1%.

Recovery test	Result	Expected result	Passed (Y/N)
Blank value (water blank)	1. 0.03 ml 2. 0.14 ml	0.05-0.20 ml	Y
Recovery	1. 100.58 % 2. 100.30 % 3. 100.65 % 4. 99.81 % 5. 99.97 % 6. 100.81 %		
Accuracy	Mean Value: 100.05	99-101%	Y
Precision	SD: 0.557	SD <1%	Y

Customer Support, 6003 7246 / Rev. 1

เอกสารไม่ควบคุม

3(7)

*) Note! Please also note that the below calculations must be adjusted if other purity levels of ammonium salts are used. A certificate for the chemical supplier should be available

Purity	Nitrogen content
99.5%	21.09% ✓
99.6%	21.12%
99.7%	21.14%
99.8%	21.16%
99.9%	21.18%

$$\% \text{ Nitrogen} = \frac{(ml_{\text{sample}} - ml_{\text{blank}}) \times N \times 14,007 \times 100}{mg_{\text{sample}}} \quad 0.1095 \quad 21.72$$

N = Normality of titrant to 4 places of decimal.

$$\% \text{ Recovery} = \frac{\% \text{ Nitrogen}}{21.09} \times 100$$

mg sample

① 0.1598 23.56

②

③

④

⑤

⑥

5 Summary of Deviations/Comments

Deviations from above requirements are specified below and any corrective actions are noted.

Deviation	Action	Comment

6 OQ Documentation

Upon successful completion of tests above, sign and date this sheet below. If required by customer, leave one signed copy with instrument.

If customer's internal procedures require further reporting or witnessing of results, execute those procedures as required.

Performed By: _____

Company: _____

Customer Name: _____

Company: _____

Date completed: _____

Customer Support, 6003 7246 / Rev. 1

เอกสารไม่ควบคุม

3(7)

7 Appendix A

7.1 Preparation of Reagents

7.1.1 Alkali

To convert ammonium into ammonia an excess of sodium hydroxide is necessary.

Use 400 g NaOH per litre of solution. Commercially available in concentrations up to 50 %. Do not use concentrations above 40 % as this will lead to crystal formation impairing the function of the pumps. If you can only buy concentrations > 40 %, dilute it before use.

7.1.2 Titrant acid, determination of concentration

To be able to achieve accurate nitrogen / protein results, one must be quite sure that the HCl (hydrochloric acid) concentration is what it is supposed to be. A titration against a predetermined solution of sodium carbonate as described below is thus necessary. Incorrect HCl concentration can otherwise cause substantial errors.

- Standard substance**
Weigh approx. 10 g of anhydrous sodium carbonate (Na_2CO_3). Use a mortar to make a fine powder. Dry it for 1 h at 265 °C or 2 h at 200 °C. After cooling in a desiccator, transfer the sodium carbonate to a beaker with a tight lid. Store it in a desiccator.
- Indicator solutions**
Dissolve 0.1 g methyl red in 100 ml methanol. Dissolve 0.1 g bromocresol green in 100 ml methanol.
- Procedure**
Weigh approx. 0.4 g of the standard substance, using an analytical balance, note the weight (W_1). Transfer the sodium carbonate to a receiver flask and add 40 ml of H_2O (distilled or deionized). Add 8 drops from each of the indicator solutions. Titrate to pink. Note the amount in ml used (A_1). Boil this solution for a few minutes. The solution will turn green. Cool rapidly to room temperature under running water. Continue the titration until the next pink colour change occurs. Note also this volume (A_2). Boil the solution for a few minutes. Cool rapidly to room temperature under running water. Continue the titration until the next pink colour occurs. Note also this volume (A_3).
Note! Temperature changes will influence the volume and the concentration of the titrant solution. The working temperature of the titrant should approximate that of its temperature during standardization. If temperature corrections are necessary, sufficient accuracy may be obtained by use of a correction table. (AOAC 942.25)

Customer Support, 6003 7246 / Rev. 1

เอกสารไม่ควบคุม

3(7)

7.2 Calculation

$$\text{Molarity (M)} = \frac{18,870 \times W_1}{(A_1 + A_2 + A_3)}$$

Note! Concentration must be accurate to four digits, i.e. 0.2000 M.

Note! The colour change of this official procedure (AOAC 936.15) may be difficult to see, therefore a pH meter or a mixed indicator (e.g. 0.1 g Methyl red and 0.1 g Bromocresol green in 100 ml methanol) will make it much easier to perform.

7.3 Receiver Solution

Boric acid 4 % with bromocresol green / methyl red indicator solution

In order to obtain accurate results the receiver solution is adjusted so that a small (0.05-0.20 ml) positive blank is obtained when running a blank sample. The 4 % boric acid receiver solution is prepared by dissolving 400 g of boric acid in about 5-6 l very hot deionized water. Mix and add more hot deionized water to a volume of about 9 l. Cool the solution to room temperature and add 100 ml of bromocresol green solution (100 mg in 100 ml methanol) and 70 ml of methyl red solution (100 mg in 100 ml of methanol). Dilute to 10 l with deionized water and mix carefully.

Note! The addition of alkali is to achieve a positive blank value. This should, however, be kept between 0.05 - 0.20 ml titrant, to obtain good repeatability when testing blanks.

Adjustment of the boric acid is made by the following procedure:

1. Transfer 25 ml boric acid solution to a receiver flask and add 100 ml of distilled water. If the solution in the flask is still red, titrate with 0.1 M sodium hydroxide solution until a neutral grey colour is obtained. Calculate the amount of sodium hydroxide solution necessary to adjust the boric acid solution in the 10 l flask with the formula: ml 1.0 M alkali = ml titrant x 40
2. Add the calculated amount of 1.0 M alkali solution to the boric acid solution. Mix.
3. To check proceed as follows using 25 ml of the boric acid solution. Run a blank. If the value of this blank is high (0.5 ml of 0.2 M HCl) the boric acid is incorrectly adjusted. This might create irregular blanks. For correction add HCl directly into the boric acid tank, mix it carefully and repeat until a reading of 0.05 - 0.20 ml HCl is obtained. If a positive blank is not achieved, add further small quantities of 1 M NaOH and repeat the check until a satisfactory value is achieved.

4.2 Ongoing Qualification Tests

Block Temperature

The temperature for the digestion is limited by the boiling point for the sulphuric acid, this can be increased by adding a salt (K_2SO_4) to the digestion mixture. It's important that the optimal ratio between acid and salt is kept; please follow recommendation in AN 300 or suggested procedures for a specific kind of sample material.

The block temperature itself can be controlled external by inserting a temperature probe in the intended hole in the aluminium block (front row of holes).

Use the reagents and method procedure specified in AN 300. Use only reagents of recognized analytical grade, unless otherwise specified and distilled or demineralised water or water of equivalent purity.

Suggested standard material for internal quality control:

Ammonium sulphate $[(NH_4)_2SO_4]$, min. 99.5 % (mass fraction), with certified purity.

Note: The above chemical is usually readily available with a certificate specifying the purity.

Alternatively ammonium iron(II) sulphate, $(NH_4)_2 Fe (SO_4)_2 \times 6 H_2O$, with certified purity may be used.

Tryptophan ($C_{11}H_{12}N_2O_2$), minimum assay 99 % (mass fraction). Nitrogen content 137.2 g/kg. Do not dry in an oven before use.

Acetanilide (C_8H_9NO), minimum assay 99 % (mass fraction). Nitrogen content 103.6 g/kg. Do not dry in an oven before use.

Sucrose, ($C_{12}H_{22}O_{11}$), with a nitrogen content of not more than 0.002 % (mass fraction). Do not dry in an oven before use.

Blank Tests

Carry out a blank test following the currently used procedure for digestion, distillation and titration taking 2 ml of water and about 0.7 g of sucrose instead of the test portion. Keep a record of blank values. If blank values change, identify the cause.

Note: The amount of titrant used in the blank test should always be greater than 0.0 ml. Blanks within the same laboratory should be consistent across time.

4.3 Recovery Tests

Regularly run recovery studies to check the accuracy of procedure and equipment:

- **Nitrogen loss.** - Use 0.12 g ammonium sulphate and 0.67 g sucrose per flask weighted to the nearest 0.1 mg. Add all other reagents as stated in the method currently used (Kjeltabs, H_2SO_4 , etc). Digest and distil under same conditions as for sample. Recoveries shall be >99 %.
- **Digestion efficiency.** - Use a test portion of minimum 0.15 g of tryptophan or acetanilide and 0.67 g sucrose per flask weighted to the nearest 0.1 mg. Determine the nitrogen content according to the current procedure in use. The recoveries of tryptophan shall be >98.5 %; the recoveries of acetanilide shall be >99.5 %.
- **Distillation and titration efficiency.** - Distil 0.10 - 0.15 g ± 0.0001 g ammonium sulphate, omitting the digestion step. The recoveries should be >99.5 %.

Note: Results less than 98.5 % or more than 101.0 % in either of the recovery tests indicate failures in the procedure and/or inaccurate concentration of the standard volumetric hydrochloric acid solution (should be adjusted to four decimals accuracy according to procedure in AN 300)

Kjeltec™ 8100 Distillation Unit Tecator™ 2508/2520 Digestor

1 Scope

This PQ applies to the Digestion system 2508/2520 (including exhaust and scrubber unit) and Kjeltec 8100 Distillation Unit manufactured by FOSS Analytical. The user of the instrument performs the PQ.

2 Intended Use

The Digestion system (including exhaust and scrubber) and Kjeltec 8100 Distillation Unit are intended for laboratory use analyzing parameters as specified in FOSS Application Notes.

3 Purpose

The guidelines are intended to assist the user in successfully developing Performance Qualifications for the specific application(s) to which the instrument is applied.

The Performance Qualification (PQ) includes the process of demonstrating that the Digestion system 2508/2520 (including exhaust and scrubber unit) and the Kjeltec 8100 Distillation unit consistently perform according to a specification appropriate for its routine use. Main activities in the PQ phase are:

- Preventive maintenance
- On-going verification tests

This document suggests routines to fulfill the requirements for an acceptable PQ but the final procedure should be adapted to local routines for similar equipment.

4 Definition of Test Procedures

4.1 Preventive Maintenance

Maintenance of the Kjeltec 8100 should be performed according to the instructions in manual, see User Manual Kjeltec 8100/8200 Distillation Unit, chapter 5. Maintenance. A yearly service is recommended (service agreement).

Maintenance of the Digestion block (including exhaust and scrubber) should be performed according to instruction in the user manual, see User Manual Tecator Digestor, chapter 5. Maintenance.

Dedicated Analytical Solutions

FOSS Analytical AS
69 Slangerupgade
DK-3400 Hillerød
Denmark

Tel +45 7010 3370
Fax +45 7010 3371
E-mail support@foss.dk
Web www.foss.dk

FOSS Analytical AB
Box 70
SE-263 21 Höganas
Sweden

Tel +46 42 361500
Fax +46 42 340349
E-mail support@foss.dk
Web www.foss.dk

External Quality Control Program

It is recommended to participate in an external quality control program, such a proficiency program or ring test, with equivalent sample material as analysed within the laboratory.

Calculation and Expression of Results

$$W_N = \frac{14.007(V_s - V_b)N \times 100\%}{m}$$

Where:

W_N is the nitrogen content of the sample, expressed as a percentage by mass.

V_s is the numerical value of the volume of the hydrochloric acid standard volumetric solution used in the sample test, in milliliters, expressed to the nearest 0.05 ml.

V_b is the numerical value of the volume of the hydrochloric acid standard volumetric solution used in the blank test, in milliliters, expressed to the nearest 0.05 ml.

N is the numerical value of the exact normality of the hydrochloric acid standard volumetric solution, expressed to four decimal places.

m is the numerical value of the mass of the test portion, in milligrams, expressed to the nearest 1 mg for sample weights >1 g or to the nearest 0.1 mg for sample weights <1 g.

5 Maintenance

5.1 Maintenance Kjeltec™ 8100

See instructions in User Manual - Kjeltec 8100/8200, chapter 5 Maintenance.

5.2 Maintenance Tecator™ Digestor

See instructions in User Manual - Tecator Digestor, chapter 5 Maintenance.

6 The Maintenance Record Charts

This record charts are provided to assist you in keeping your system in good working order. Please make copies and use them regularly as they can often help us to help you in the unlikely event a system malfunction.

6.2.5 Yearly Maintenance

[illegible]

เอกสารไม่ควบคุม

6.2.3.3 Every 1-3 Months Maintenance

[illegible]

เอกสารไม่ควบคุม

6.2.6 Exchange of Parts and Reagents Maintenance

[illegible]

เอกสารไม่ควบคุม

6.2.4 Additional Maintenance

[illegible]

เอกสารไม่ควบคุม

เอกสารสอบเทียบเครื่องมือ
ประจำเดือนธันวาคม พ.ศ. 2566

List of Instruments Certification for Air & Noise Quality Analysis

No.	Instrument/Equipment	Parameter	Manufacturer	Model/Serial No.	Calibrator	Certification No.	Date of Calibration	Due date of Calibration	Remark
Ambient									
1	Orifice Transfer Standard Calibrator	Total Suspended Particulate (TSP) Particulate Matter < 10 µm (PM ₁₀)	Tisch Environmental, Inc.	TE-5025A 11MX	Jiranatee Associates Co., Ltd.	CL-003-65	26 Jul 23	25 Jul 24	-
2	U-Tube Manometer	Total Suspended Particulate (TSP) Particulate Matter < 10 µm (PM ₁₀)	Dwyer	1221-36-W/M -	Technology Promotion Association (Thailand-Japan)	23P1396	9 May 23	8 May 24	-
3	Air Flow Meter	Particular Matter (PM _{2.5})	Mesa Labs	DeltaCal DC1 155895	Innovative Instrument Co.,Ltd.	23-AFM-188	30 Aug 23	29 Aug 24	-
4	Aneroid Barometer	Total Suspended Particulate (TSP) Particulate Matter < 10 µm (PM ₁₀) Particular Matter (PM _{2.5})	Barigo, Germany	-	Technology Promotion Association (Thailand-Japan)	23P1856	2 Jun 23	1 Jun 24	-
5	Dial Thermo-Hygrometer	Total Suspended Particulate (TSP) Particulate Matter < 10 µm (PM ₁₀) Particular Matter (PM _{2.5})	Barigo, Germany	-	Technology Promotion Association (Thailand-Japan)	23H1200	6 Jun 23	5 Jun 24	-
6	Nitrogen Dioxide Analyzer	Nitrogen Dioxide	Thermo Scientific	42i 1201497726	UAE Consultant Co.,Ltd.	07042023	7 Apr 23	6 Apr 24	-
7	Nitrogen Dioxide Analyzer	Nitrogen Dioxide	Thermo Scientific	42i 1201778105	UAE Consultant Co.,Ltd.	13022023	13 Feb 23	12 Feb 24	-
8	Standard Gases (Mixture)	Nitrogen Dioxide	Airgas	EB0143262 2015PSIG	Airgas an Air Liquide company	E04NP9E15A01D3	21 Jun 21	21 Jun 24	-
9	Sulphur Dioxide Analyzer	Sulphur Dioxide	Thermo Scientific	43i 1201778116	UAE Consultant Co.,Ltd.	04042023	4 Apr 23	3 Apr 24	-
10	Sulphur Dioxide Analyzer	Sulphur Dioxide	Thermo Scientific	43i JC1606001757	UAE Consultant Co.,Ltd.	01042023	1 Mar 23	28 Feb 24	-
11	Standard Gases (Mixture)	Sulphur Dioxide	Airgas	EB0143262 2015PSIG	Airgas an Air Liquide company	E04NP9E15A01D3	21 Jun 21	21 Jun 24	-

List of Instruments Certification for Air & Noise Quality Analysis

No.	Instrument/Equipment	Parameter	Manufacturer	Model/Serial No.	Calibrator	Certification No.	Date of Calibration	Due date of Calibration	Remark
Ambient									
12	Carbon Monoxide Analyzer	Carbon Monoxide	Thermo	48C 48C-71185-368	UAE Consultant Co.,Ltd.	14032023	14 Mar 23	13 Mar 24	-
13	Carbon Monoxide Analyzer	Carbon Monoxide	Thermo	48i 1200636464	UAE Consultant Co.,Ltd.	03042023	3 Apr 23	2 Apr 24	-
14	Standard Gases (Mixture)	Carbon Monoxide	Airgas	EB0143262 2015PSIG	Airgas an Air Liquide company	E04NP9E15A01D3	21 Jun 21	21 Jun 24	-
15	Total Hydrocarbons Analyzer	Total Hydrocarbons	HORIBA	APHA-370 T4FG19AN	UAE Consultant Co.,Ltd.	20022023	20 Feb 23	19 Feb 24	-
16	Total Hydrocarbons Analyzer	Total Hydrocarbons	HORIBA	APHA-370 HAMIEHU5M	UAE Consultant Co.,Ltd.	25012023	25 Jan 23	24 Jan 24	-
17	Standard Gas	Total Hydrocarbons	Air Liquide	CC143232	Air Liquide	E03AP9E15A006C	16 Oct 20	16 Oct 28	-
18	Vibration Meter	Vibration Level Acceleration Level	Instantel Inc.	Micromate UM12393	Calibration Laboratory Co.Ltd	Q23019601	22 Feb 23	21 Feb 24	-
19	Sound Level Calibrator (Acoustic Calibrator)	Calibrate Sound Level Meter	Svantek	SV35A 73249	Innovative Instrument Co.,Ltd.	23-ACT-111	27 Jun 23	26 Jun 24	-
20	Sound Level Meter	$L_{Aeq\ 24\ hours}$ L_{Amax} เสียงรบกวน	Larson Davis	LxT1 0007311	Larson Davis-A PCB Piezotronics Div.	2023003675	24 Mar 23	23 Mar 25	-
21	Sound Level Meter	$L_{Aeq\ 24\ hours}$ L_{Amax} เสียงรบกวน	Larson Davis	LxT1 0007312	Larson Davis-A PCB Piezotronics Div.	2023003676	24 Mar 23	23 Mar 25	-

CERTIFICATE OF CALIBRATION

Certificate No. : CL-003-65

Page 1 of 2 Pages

MEASUREMENT ITEM
MANUFACTURER : Top Load Orifice
MODEL/TYPE : Tisch Environmental, Inc.
SERIAL NUMBER : TE-5025A
ID NUMBER : 3385
CONDITION AS-RECEIVED : UAE-FM-063/2560
CUSTOMER : Used item
United Analyst and Engineering Consultant Co., Ltd.
81 Soi Udomsuk 41, Sukhumvit Road, Bangkok, Phrakhanong,
Bangkok 10260

RECEIVED DATE : 15 Jul 2022
MEASUREMENT DATE : 25 Jul 2022
ISSUE DATE : 26 Jul 2022

ENVIRONMENTAL CONDITIONS:

Ambient condition in the laboratory are as follows:
Temperature : 23.0 ± 3.0 °C
Relative Humidity : 55.0 ± 15.0 %RH
Atmospheric Pressure : 1010 ± 10 hPa

CALIBRATION CONDITION:

Preconditioning : 24 hours at ambient conditions.
Measurement Condition : The average values during measurement are 24.8 °C and 55.1 %RH.

TABULATION OF RESULTS:

The table on next page give the measured values.

Calibration procedure:
The Orifice gas flow device was calibrated against Standard Rotary Displacement Meter (Roots Meter) Model G65/MC/W2-dp, The WI-GE-004 was used as a calibration guideline.

Traceability:
This certificate provides a traceability of The measurement to recognized the national standards and to realization of the international system of units (SI) through the VSL (National Metrology Institute of Netherlands) via Certificate number: G2211901

Uncertainty of Measurement:
The reported uncertainty of measurement is based on the standard uncertainty multiplied by a coverage factor k=2, which for a normal distribution corresponds to a coverage probability of approximately 95%. The standard uncertainty has been determined in accordance with the GUM 'Evaluation of measurement data - Guide to the expression of uncertainty in measurement'

Table 1: The results of Q Standard calibration data

Plate	Flow rate m ³ /min	Pressure [Pa] mmHg	Temperature [Ta] °C	Temperature [Tm] °C	Ap_meter mmHg	Ap_Orifice inH ₂ O	γ	Standard Flow [Qs] m ³ /min
1	0.697	754.265	24.640	23.960	55.399	1.699	1.299	0.643
2	1.000	754.236	24.950	24.350	62.172	3.444	1.849	0.913
3	1.118	754.323	24.730	24.210	41.925	4.582	2.133	1.051
4	1.169	754.212	24.640	24.160	31.045	5.150	2.262	1.116
5	1.416	754.175	24.480	24.210	30.117	7.629	2.754	1.353

Slope (m): 2.04804

Intercept (b): -0.01939

Correlation coefficient (r): 0.99982

Uncertainty (k=2): 0.011 m³/min

Table 2: The results of Q actual calibration data

Plate	Flow rate m ³ /min	Pressure [Pa] mmHg	Temperature [Ta] °C	Temperature [Tm] °C	Ap_meter mmHg	Ap_Orifice inH ₂ O	γ	Standard Flow [Qs] m ³ /min
1	0.697	754.265	24.640	23.960	55.399	1.699	0.819	0.647
2	1.000	754.236	24.950	24.350	62.172	3.444	1.167	0.919
3	1.118	754.323	24.730	24.210	41.925	4.582	1.345	1.058
4	1.169	754.212	24.640	24.160	31.045	5.150	1.426	1.123
5	1.416	754.175	24.480	24.210	30.117	7.629	1.795	1.381

Slope (m): 1.28277

Intercept (b): -0.01223

Correlation coefficient (r): 0.99982

Uncertainty (k=2): 0.012 m³/min

End of Certificate of Calibration

Calibrated by:
☐ Mr. Sirayut Thachalad
☒ Mr. Jittrapol Lertsomphol



Approved signatory: Mr. Parinya Booncharom
Calibration Department Manager



THIS CERTIFICATE REPORT MAY NOT BE REPRODUCED EXCEPT IN FULL UNLESS PERMISSION FOR REPRODUCTION IS GRANTED IN WRITING FROM THE LABORATORY

เอกสารไม่ควบคุม

เอกสารไม่ควบคุม



TECHNOLOGY PROMOTION ASSOCIATION (THAILAND-JAPAN)
CORPORATE SERVICES 3: EQUIPMENT CALIBRATION AND TESTING SERVICES
53/44 PATTANAKARN ROAD SOI 18, SIUANLUANG, BANGKOK 10250
TEL: 0-2717-3000-24 FAX: 0-2719-9484

Certificate of Calibration

Certificate No. : 23P1396
Page : 1 of 2

Equipment : U Tube Manometer

Manufacturer : Dwyer

Model : 1221-36-W/M

Serial No. : -

ID No. : UAE.EMA2.094/2555

Condition As-Received: Used item

Received Date: 26 April 2023

Calibration Date: 09 May 2023

Reference: 2304-0703WSC

Ambient Temperature: (23 ± 2) °C

Relative Humidity: (50 ± 15) %

Atmospheric Pressure: 1010 mbar

Submitted by: United Analyst and Engineering Consultant Co., Ltd.

81 Soi Udomsuk 41, Sukhumvit Road, Bangkok,
Phrakhanong, Bangkok 10260

Procedure used: The calibration was conducted by direct comparison method against Pressure Measuring Instruments Standard according to in-house calibration procedure CP-P04, using * DKD-R 6-1; Calibration of Pressure Gauges, Edition 03/2014 * as a guidelines.

Condition of this result of calibration

1. Reference standards instruments:

Instrument	Model	Serial No.	Certificate No.	Due Date
1) Pressure Calibrator	PC106P	1189	MP-0137-22	24 Aug 2023

2. This result of calibration was made on requested at the point specified by customer.

3. Scale and conversion factor is 1 kPa = 4.0146293 inH₂O

4. This instrument was used clean air as pressure media.

5. This instrument was calibrated by applied pressure to high-port (+) side and low-port (-) side open to atmospheric pressure.

6. This instrument was installed in vertical orientation and top of the pressure port was used as the reference level.

7. The certificate is valid only to the item calibrated on date and place of calibration.

8. This Certification is traceable to the International System of Unit maintained through:-

- National Institute of Metrology Thailand (NIMT)

Calibrated by : Suwit Aussamee
Issue Date : 11 May 2023

Approved Signatory :
[] Phalinse Prabpai
[] Sura Suwannasri
[x] Attapol Panurach

เอกสารไม่ควบคุม
B 0314238



Cert.No.: 23P1396
Page: 2 of 2

Result of calibration: Without adjustment

Function: Pressure Measurement

Increasing Pressure

Range: 0 inH₂O to 36 inH₂O
Scale Interval: 0.1 inH₂O (The Fifth Estimate)

UUC Indication			ΔP (inH ₂ O)	Error (inH ₂ O)
Applied Pressure (inH ₂ O)	High-port side (inH ₂ O)	Low-port side (inH ₂ O)		
0.00	0.00	0.00	0.00	0.00
2.00	1.00	-1.00	2.00	0.00
4.00	2.00	-2.00	4.00	0.00
6.00	3.00	-3.00	6.00	0.00
8.00	4.00	-4.00	8.00	0.00
10.00	5.00	-5.00	10.00	0.00
12.00	6.00	-6.00	12.00	0.00
14.00	7.00	-7.00	14.00	0.00
16.00	8.00	-8.00	16.00	0.00
18.00	9.00	-9.00	18.00	0.00
20.00	9.96	-10.04	20.00	0.02
22.00	10.96	-11.04	22.00	0.02
24.00	11.96	-12.04	24.00	0.02
26.00	12.96	-13.04	26.00	0.02
28.00	13.96	-14.04	28.00	0.02
30.00	14.96	-15.06	30.00	0.04
32.00	15.96	-16.06	32.00	0.04
34.00	16.96	-17.08	34.00	0.06
35.80	17.96	-18.00	35.96	0.16

The uncertainty of measurement was ± 0.11 inH₂O

* UUC = Unit Under Calibration

* ΔP = High-port side - Low-port side

The reported uncertainty of measurement was based on a standard uncertainty multiplied by a coverage factor k = 2, providing a level of confidence of approximately 95 %.

-o-o-

เอกสารไม่ควบคุม
a 1160345

Certificate of Calibration

Customer
Name : UNITED ANALYST AND ENGINEERING CONSULTANT CO., LTD.
Address : 81 Soi Udomsak 41, Sukhumvit Road, Bangchak, Prakanong, Bangkok 10260

Certificate No : 23-AFM-188
Request No : Req-2023-1656

Unit Under Calibration Details

Measurement Item : Air Flow Meter
Manufacturer : BGI
Model : Delta Cal DC1
Serial Number : 155895
ID : UAEEFM.076/2560
Location of Calibration : LAB 4 AIR VELOCITY METER

Sensor Model : -
Sensor Serial Number : -

Calibration Environment and Details
Temperature : 23 °C ± 3 °C
Humidity : 55 %RH ± 20 %RH
Barometric Pressure : 1013 hPa ± 10 hPa
Received Date : 7 August 2023
Calibration Date : 30 August 2023
Calibration Procedure : In-house method CP-AFM-01 by Comparison technique with Standard Primary Flow Calibrator


Reference Standard	Model	Serial Number	Traceable	Due Calibration
Air Flow Meter	Gilibrator 3 Standard flow	19031011003	Semidyne	12 July 2024
Air Flow Meter	Gilibrator 3 High flow	18501012012	Semidyne	12 July 2024
Temperature meter	GT 11	08000057	Oreborn	27 February 2024
Pressure meter	CPG2400	41000KDU/651802	TPA	7 November 2023


Traceability :

This Certificate is traceable to SI Unit through Semidyne A2LA Accreditation No. 3943.01

Note :

The reported uncertainty is based on standard uncertainty multiplied by the Coverage Factor $k = 2$, providing a level of confidence approximately 95 %.

Calibration By : 
Mr. Noppadon Luangart
Service Calibration Engineer

Approved By : 
Mr. Patch Mahavorn
Calibration Engineer Supervisor
Issue Date : 30 August 2023

The results related only to the item calibrated. The certificate shall not be reproduced except in full, without written approval of the lab. **เอกสารไม่ควบคุม**
FM-708-AFM-01 Rev.00 Issue date 01/07/19

Certificate No : 23-AFM-188
Request No : Req-2023-1656

Result of Calibration :

Temperature (°C)	Pressure (kPa)	STD (l/min)	UUC (l/min)	Error (l/min)	Uncertainty (l/min)
24.00	100.50	14.50	14.46	-0.04	0.20
24.10	100.50	15.00	14.95	-0.05	0.21
24.10	100.50	15.80	15.74	-0.06	0.22
24.10	100.50	16.67	16.61	-0.06	0.23
24.20	100.70	18.30	18.20	-0.10	0.26

Note
STD : Standard UUC : Unit Under Calibration
- UUC Reference Condition : At 25.0 °C, 101.3 kPa, Air
- Flow Rate was corrected for non-standard operating condition by using equation :

$$Q_{meas} = Q_{ref} \times \frac{P_{ref}}{P_{meas}} \times \frac{T_{meas}}{T_{ref}}$$

where Q = Flow Rate P = Absolute Pressure T = Absolute Temperature
Meas = Measurement Condition ref = Standard Condition

* Indicates non accredited

End of Certificate

The results related only to the item calibrated. The certificate shall not be reproduced except in full, without written approval of the lab. **เอกสารไม่ควบคุม**
FM-708-AFM-01 Rev.00 Issue date 01/07/19

Certificate of Calibration

Customer
Name : UNITED ANALYST AND ENGINEERING CONSULTANT CO., LTD.
Address : 81 Soi Udomsak 41, Sukhumvit Road, Bangchak, Prakanong, Bangkok 10260

Certificate No : 23-TPM-425
Request No : Req-2023-1656
Page : 1/2

Unit Under Calibration Details

Calibration Parameter : Temperature
Instrument Name : Air Flow meter
Manufacturer : BGI
Model : Delta Cal DC1
Serial Number : 155895
Resolution : 0.1 °C
ID Number : UAE.EFM.076/2560

Range Calibration : 20 °C to 50 °C
Type of Sensor : RTD
Sensor Diameter (mm) : 3
Calibration Position (mm) : 45
Instrument Status : Used

Calibration Environment and Details


Temperature : 23 °C ± 3 °C
Humidity : 55 %RH ± 15 %RH
Received Date : 7 August 2023
Calibrated Date : 30 August 2023
Calibration Procedure : In-house method CP-TPM-01 by Comparison with Standard Thermometer.

Reference Standard
Digital Thermometer with Sensor, Manufacturer: GINGO/GINGO, Model: GT11/ RTD100, SN: 08000057, ID: 02-TPM Which was calibrated on 27 February 2023. Calibration Certificate No. : QR23-0494

Traceability
This Certificate is traceable to SI Unit through Quality Reborn Co., Ltd., NSC-ONSC Accreditation No.: Calibration 0292

Note

The reported uncertainty is based on standard uncertainty multiplied by the Coverage Factor $k=2$, providing a level of confidence approximately 95 %.

Approved By : 
Mr. Noppadon Luangart
Technical Manager
Issue Date : 30 August 2023

The results related only to the item calibrated. The certificate shall not be reproduced except in full, without written approval of the lab. **เอกสารไม่ควบคุม**
FM-708-TPM-01 Rev.01 Issue date 13/02/20

Calibration Note

UUC Adjustment : Not Adjust

Certificate No : 23-TPM-425
Request No : Req-2023-1656
Page : 2/2

Result of Calibration :

UUC Sensor	Standard Temperature (°C)	UUC Reading (°C)	Correction (°C)	Uncertainty (±°C)
Ta	20.032	19.9	+ 0.1	0.13
	25.034	25.0	0.0	0.13
	30.035	30.0	0.0	0.13
	35.036	35.0	0.0	0.13
	40.038	40.0	0.0	0.13
	45.041	45.1	+ 0.1	0.13
	50.044	50.1	+ 0.1	0.13

End of Certificate

Calibrated By : 
Mr. Sittichok Jirapachonkarn

The results related only to the item calibrated. The certificate shall not be reproduced except in full, without written approval of the lab. **เอกสารไม่ควบคุม**
FM-708-TPM-01 Rev.01 Issue date 13/02/20

Certificate of Calibration

Certificate No : 23-TPM-459

Request No : Req-2023-1976

Customer

Name : UNITED ANALYST AND ENGINEERING

CONSULTANT CO.,LTD.

Address : 81 Soi Udomsuk 41, Sukhumvit Road, Bangchak, Prakanong,

Bangkok 10260

Page : 1/2

Unit Under Calibration Details

Calibration Parameter : Temperature

Instrument Name : Air Flow meter

Range Calibration : 20 °C to 50 °C

Manufacturer : BGI

Type of Sensor : RTD

Model : Delta Cal DC1

Sensor Diameter (mm) : 3

Serial Number : 155895

Calibration Position (mm) : 45

Resolution : 0.1 °C

Instrument Status : Used

ID Number : UAE.EFM.076/2560

Calibration Environment and Details

Temperature : 23 °C ± 3 °C

Humidity : 55 %RH ± 15 %RH

Received Date : 14 September 2023

Calibrated Date : 27 September 2023

Calibration Procedure : In-house method CP-TPM-01 by Comparison with Standard Thermometer.

Reference Standard : Digital Thermometer with Sensor, Manufacturer: GINGO/INGO, Model: GT11/RTD100, SN: 08000057, ID: 02-TPM Which was calibrated on 27 February 2023, Calibration Certificate No.: QR23-0494

Traceability : This Certificate is traceable to SI Unit through Quality Reborn Co., Ltd., NSC-ONSC Accreditation No.: Calibration 0292.

Note

The reported uncertainty is based on standard uncertainty multiplied by the Coverage Factor $k=2$, providing a level of confidence approximately 95 %.

Approved By :

Mr. Noppadon Lungart

Technical Manager

Issue Date :

27 September 2023

The results related only to the item calibrated. The certificate shall not be reproduced except in full, without written approval of the head of Corporate Services 3: Equipment Calibration and Testing Services.
FM-708-TPM-01 Rev.01 Issue date 13/02/20

เอกสารไม่ควบคุม

Certificate No : 23-TPM-459

Request No : Req-2023-1976

Page : 2/2

Calibration Note

UUC Adjustment : Not Adjust

Result of Calibration :

UUC Sensor	Standard Temperature (°C)	UUC Reading (°C)	Correction (°C)	Uncertainty (± °C)
IT	20.031	19.8	+ 0.2	0.13
	25.033	24.8	+ 0.2	0.13
	30.033	29.9	+ 0.1	0.13
	35.034	34.9	+ 0.1	0.13
	40.034	39.8	+ 0.2	0.13
	45.039	44.8	+ 0.2	0.13
	50.042	49.8	+ 0.2	0.13

End of Certificate

Calibrated By :

Mr. Sittichok Jirapaksasakul

The results related only to the item calibrated. The certificate shall not be reproduced except in full, without written approval of the head of Corporate Services 3: Equipment Calibration and Testing Services.
FM-708-TPM-01 Rev.01 Issue date 13/02/20

เอกสารไม่ควบคุม



TECHNOLOGY PROMOTION ASSOCIATION (THAILAND-JAPAN)
CORPORATE SERVICES 3: EQUIPMENT CALIBRATION AND TESTING SERVICES
5344 DATTANAKARN ROAD SOI 18, SUANLIANG, SUANLIANG, BANGKOK 10250
TEL: 0-2717-3000-24 FAX: 0-2719-9484



Certificate of Calibration

Certificate No. : 23P1856

Page : 1 of 2

Equipment : Aneroid Barometer

Manufacturer : Barigo

Model : -

Serial No. : -

ID No. : UAE.EMA2.110/2555

Condition As-Received: Used Item

Received Date: 26 May 2023

Calibration Date: 02 June 2023

Reference: 2305-0919WSC

Submitted by: United Analyst and Engineering Consultant Co.,Ltd.

Ambient Temperature: (23 ± 2) °C

Relative Humidity: (50 ± 15) %

Atmospheric Pressure: 1006 mbar

81 Soi Udomsuk 41, Sukhumvit Road,
Bangchak, Phrakhanong, Bangkok 10260

Procedure used: The calibration was conducted by direct comparison method against Pressure Measuring Instruments Standard according to in-house calibration procedure CP-P10, using "DKD-R 6-1 ; Calibration of Pressure Gauges, Edition 03/2014 " as a guidelines.

Condition of this result of calibration

1. Reference standards instruments :

Instrument	Model	Serial No.	Certificate No.	Due Date
1) Standard Barometer	DPH42	1422505046	MP-0094-23	03 May 2024

2. This instrument was installed in vertical orientation and center of the dial was used as the reference level.

3. This result of calibration was made on requested at the point specified by customer.

4. This result of calibration instrument was in absolute pressure.

5. This instrument was used clean air as pressure media.

6. The certificate is valid only to the item calibrated on date and place of calibration.

7. This Certification is traceable to the International System of Unit maintained through:-

-National Institute of Metrology Thailand (NIMT)

Calibrated by : Suksan Khankaew

Issue Date : 08 June 2023

Approved Signatory :

[] Phalinee Prabpaipal

[] Sura Suwannasri

[x] Attapol Panurach

เอกสารไม่ควบคุม

B 0316956



Cert.No.: 23P1856

Page: 2 of 2

Result of calibration:- Without adjustment

Function:- Absolute Pressure Measurement

Range: 720 mmHg to 800 mmHg

Scale Interval : 1 mmHg (The Fifth Estimate)

Increasing Pressure

Applied Pressure (mmHg)	720.43	730.67	740.34	751.52	756.56	761.83	773.53	796.76
UUC* Indication (mmHg)	720.0	730.0	740.0	750.0	755.0	760.0	770.0	790.0
Error (mmHg)	-0.43	-0.67	-0.34	-1.52	-1.56	-1.83	-3.53	-8.76

Decreasing Pressure

Applied Pressure (mmHg)	796.76	773.60	761.89	756.65	751.59	740.72	730.66	720.99
UUC* Indication (mmHg)	790.0	770.0	760.0	755.0	750.0	740.0	730.0	720.0
Error (mmHg)	-8.76	-3.60	-1.89	-1.65	-1.59	-0.72	-0.66	-0.99

The uncertainty of measurement was ± 0.24 mmHg

* UUC = Unit Under Calibration

The reported uncertainty of measurement was based on a standard uncertainty multiplied by a coverage factor $k = 2$, providing a level of confidence of approximately 95 %.

-000-

เอกสารไม่ควบคุม

a 1165502



Certificate of Calibration

Certificate No.: 23H1200
Page: 1 of 2

Equipment: Dial Thermo-Hygrometer

Manufacturer: Barigo

Model: -

Serial No.: -

ID No.: UAE.ANV.130/2550

Condition As-Received: Used Item

Received Date: 26 May 2023

Calibration Date: 30 May 2023

Reference: 2305-0919WSC

Ambient Temperature: (25 ± 3) °C

Relative Humidity: (50 ± 20) %

This certificate may not be reproduced other than in full,
except with the prior written approval of the head of
Corporate Services 3: Equipment Calibration and Testing Services.

Submitted by: United Analyst and Engineering Consultant Co., Ltd.

61 Soi Udomsuk 41, Sukhumvit Road,
Bangchak, Phrakhanong, Bangkok 10260

Procedure used: Calibration were conducted using in-house calibration procedure CP-H02 according to comparison
with standard chilled mirror sensor for humidity measurement function and comparison with standard
temperature probe for temperature measurement function into humidity / temperature chamber.

Condition of this result of calibration

1. Reference standards instruments:

Instrument	Model	Serial No.	Certificate No.	Due Date
1) Hygro-M2 Dew Point Monitor	5112	2360195	20703	02 Aug 2023
2) Handheld Thermometer With Sensor	1523	3240076	231305	15 Mar 2024

2. The certificate is valid only to the item calibrated on date and place of calibration.

3. This Certification is traceable to the International System of Unit maintained through:-

- National Institute of Standards and Technology (NIST), The United States of America
- Technology Promotion Association (Thailand-Japan), NSC-ONSAC Accredited No. Calibration 0008

Calibrated by: Somchai Durmwor
Issue Date: 07 June 2023

Approved Signatory:

Chakrit Waewwanjua
Ponthippa Tameyakul
Viporn Tantiyawutti

เอกสารไม่ควบคุม
B 0316274



Result of Calibration:-
Function:

Before Adjustment
Humidity Measurement

Reference Temperature (°C)	Standard Humidity (%R.H.)	UUC* Reading (%R.H.)	Error (%R.H.)	Uncertainty of Measurement (±%R.H.)
25.0	40.1	48	7.9	1.6
25.0	60.0	63	3.0	1.7
25.0	80.0	76	-4.0	1.9

Result of Calibration:-
Function:

After Adjustment
Humidity Measurement

Reference Temperature (°C)	Standard Humidity (%R.H.)	UUC* Reading (%R.H.)	Error (%R.H.)	Uncertainty of Measurement (±%R.H.)
25.0	40.1	44	3.9	1.6
25.0	60.0	60	0.0	1.7
25.0	80.0	75	-5.0	1.9

Result of Calibration:-
Function:

Without Adjustment
Temperature Measurement

Standard Temperature (°C)	UUC* Reading (°C)	Error (°C)	Uncertainty of Measurement (±°C)
19.987	20.0	0.013	0.72
30.016	30.0	-0.016	0.72
39.944	39.5	-0.444	0.72

UUC*: Unit Under Calibration

The reported uncertainty of measurement was based on standard uncertainty multiplied
by coverage factor k = 2.00, providing confidence level approximately 95%.

-000-

Cert. No.: 23H1200
Page: 2 of 2

เอกสารไม่ควบคุม
a 1165295



United Analyst and Engineering Consultant Co., Ltd.

3 Soi Udomsuk 41, Sukhumvit Road, Bangchak, Phrakhanong, Bangkok 10260

Tel. 0 2763 2828 Fax 0 2763 2800 www.uaeconsultant.com E-mail: uae@uaeconsultant.com



United Analyst and Engineering Consultant Co., Ltd.

3 Soi Udomsuk 41, Sukhumvit Road, Bangchak, Phrakhanong, Bangkok 10260

Tel. 0 2763 2828 Fax 0 2763 2800 www.uaeconsultant.com E-mail: uae@uaeconsultant.com

MULTI-POINT GAS TEST REPORT

Test Date: Apr 7, 2023

Equipment: Gas Analyzer (NO₂) Model: 42i
Manufacturer: Thermo Scientific Serial Number: 1201497726

Standard Gas Concentration

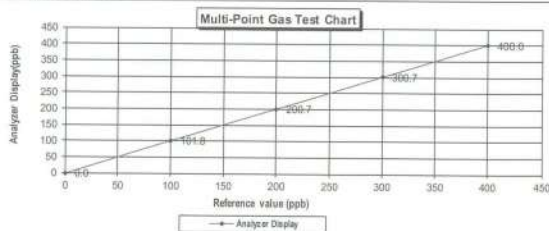
Sulphur Dioxide (SO ₂)	44.68	PPM
Nitric Oxide (NO)	45.94	PPM
Methane (CH ₄)	-	PPM
Carbon Monoxide (CO)	984.8	PPM
Cylinder No.:	EB0143262	
Expiration Date:	Jun 21, 2024	

Dilutor Detail

Manufacturer:	Thermo Scientific
Model:	146i
Serial Number:	1180540071

Multi-point gas test data

Reference Value (ppb)	Analyzer Display (ppb)	Difference Error	Percent Error	% Error
Level 1 Zero	0.0	0.00	0.00	0.00
Level 2 20.00%	100.0	101.8	1.80	1.77
Level 3 40.00%	200.0	200.7	0.70	0.35
Level 4 60.00%	300.0	300.7	0.70	0.23
Level 5 80.00%	400.0	400.0	0.00	0.00
Remark: Measuring Range	500.0 ppb	Average Difference (%)	0.47	
Acceptable Limit	± 5%			



Calculate by

เอกสารไม่ควบคุม

MULTI-POINT GAS TEST REPORT

Test Date: Feb 13, 2023

Equipment: Gas Analyzer (NO₂) Model: 42i
Manufacturer: Thermo Scientific Serial Number: 1201778105

Standard Gas Concentration

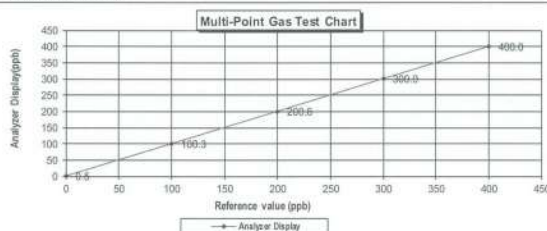
Sulphur Dioxide (SO ₂)	44.68	PPM
Nitric Oxide (NO)	45.94	PPM
Methane (CH ₄)	-	PPM
Carbon Monoxide (CO)	984.8	PPM
Cylinder No.:	EB0143262	
Expiration Date:	Jun 21, 2024	

Dilutor Detail

Manufacturer:	Thermo Scientific
Model:	146i
Serial Number:	1180540071

Multi-point gas test data

Reference Value (ppb)	Analyzer Display (ppb)	Difference Error	Percent Error	% Error
Level 1 Zero	0.0	0.50	0.50	0.50
Level 2 20.00%	100.0	100.3	0.30	0.30
Level 3 40.00%	200.0	200.6	0.60	0.30
Level 4 60.00%	300.0	300.9	0.90	0.30
Level 5 80.00%	400.0	400.0	0.00	0.00
Remark: Measuring Range	500.0 ppb	Average Difference (%)	0.28	
Acceptable Limit	± 5%			



Calculate by

เอกสารไม่ควบคุม

CERTIFICATE OF ANALYSIS

Grade of Product: EPA Protocol

Part Number: E04NI99E15A01D3 Reference Number: 122-402135167-1
Cylinder Number: EB0143262 Cylinder Volume: 144.4 CF
Laboratory: 124 - Durham (SAP) - NC Cylinder Pressure: 2015 PSIG
PGVP Number: B22021 Valve Outlet: 650
Gas Code: CO,NO,NOX,SO2,BALN Certification Date: Jun 21, 2021

Expiration Date: Jun 21, 2024

Certification performed in accordance with "EPA Traceability Protocol for Assay and Certification of Gaseous Calibration Standards (May 2012)" document EPA 600R-12/931, using the assay procedures listed. Analytical Methodology does not require correction for analytical interference. This cylinder has a total analytical uncertainty as stated below with a confidence level of 95%. There are no significant impurities which affect the use of this calibration mixture. All concentrations are on a mole/mole basis unless otherwise noted.
Do Not Use This Cylinder below 100 psig, i.e. 0.7 megapascals.

Component	Requested Concentration	Actual Concentration	Protocol Method	Total Relative Uncertainty	Assay Dates
NOX	45.00 PPM	45.96 PPM	G1	+/- 1.4% NIST Traceable	08/14/2021, 08/21/2021
NITRIC OXIDE	45.00 PPM	45.96 PPM	G1	+/- 1.4% NIST Traceable	08/14/2021, 08/21/2021
SULFUR DIOXIDE	45.00 PPM	44.58 PPM	G1	+/- 1.0% NIST Traceable	08/14/2021, 08/21/2021
CARBON MONOXIDE	1000 PPM	984.8 PPM	G1	+/- 0.7% NIST Traceable	08/14/2021
NITROGEN	Balance				

Type	Lot ID	Cylinder No	Concentration	Uncertainty	Expiration Date
NTRM	20081120	CC708098	49.82 PPM NITRIC OXIDE/NITROGEN	+/- 1.0%	Feb 02, 2025
PRM	12386	D685025	9.91 PPM NITROGEN DIOXIDE/AIR	+/- 2.0%	Feb 20, 2020
GMIS	401423836102	CC505681	4.348 PPM NITROGEN DIOXIDE/NITROGEN	+/- 2.1	Feb 18, 2023
NTRM	16011043	CC473277	49.02 PPM SULFUR DIOXIDE/NITROGEN	+/- 0.8%	Jun 17, 2022
NTRM	14060119	CC434277	990.9 PPM CARBON MONOXIDE/NITROGEN	+/- 0.6%	Nov 15, 2025

Instrument/Make/Model	Analytical Principle	Last Multipoint Calibration
Nicolet 6700 AHR0801333 CO	FTIR	Jun 03, 2021
Nicolet 6700 AHR0801333 NO	FTIR	Jun 03, 2021
Nicolet 6700 AHR0801333 NO2	FTIR	Jun 03, 2021
Nicolet 6700 AHR0801333 SO2	FTIR	Jun 03, 2021

Triad Data Available Upon Request

NOTES: PO #5221002807
GROSS WT: 28.40kg
NET WT: 4.73kg



The analytical test results reported on this certificate relate only to the cylinder number specified above. This concludes the test report.

Approved for Release



เอกสารไม่ควบคุม

MULTI-POINT GAS TEST REPORT

Test Date : Apr 4, 2023

Equipment : Gas Analyzer (SO₂) Model : 43i
Manufacturer : Thermo SCIENTIFIC Serial Number : 1201778116

Standard Gas Concentration

Sulphur Dioxide (SO₂) 44.68 PPM
Nitric Oxide (NO) 45.94 PPM
Methane (CH₄) - PPM
Carbon Monoxide (CO) 984.8 PPM
Cylinder No. : EB0143262
Expiration Date : Jun 24, 2024

Diluter Detail

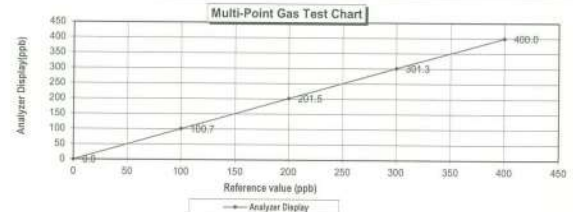
Manufacturer : Thermo SCIENTIFIC
Model : 146i
Serial Number : 1180540071

Multi-point gas test data

Level	Reference Value (ppb)	Analyzer Display (ppb)	Difference Error	Percent Error	[% Error]
Level 1	Zero	0.0	0.00	0.00	0.00
Level 2	20.00%	100.0	100.7	0.70	0.70
Level 3	40.00%	200.0	201.5	1.50	0.74
Level 4	60.00%	300.0	301.3	1.30	0.43
Level 5	80.00%	400.0	400.0	0.00	0.00

Remark : Measuring Range 500.0 ppb
Acceptable Limit \pm 5%

Average Difference (%) 0.37



Page 1 of 1

เอกสารไม่ควบคุม

MULTI-POINT GAS TEST REPORT

Test Date : Mar 1, 2023

Equipment : Gas Analyzer (SO₂) Model : 43i
Manufacturer : Thermo SCIENTIFIC Serial Number : JC1606001757

Standard Gas Concentration

Sulphur Dioxide (SO₂) 44.68 PPM
Nitric Oxide (NO) 45.94 PPM
Methane (CH₄) - PPM
Carbon Monoxide (CO) 984.8 PPM
Cylinder No. : EB0143262
Expiration Date : Jun 24, 2024

Diluter Detail

Manufacturer : Thermo SCIENTIFIC
Model : 146i
Serial Number : 1180540071

Expiration Date: Jun 21, 2024

Certification performed in accordance with "EPA Traceability Protocol for Assay and Certification of Gaseous Calibration Standards (May 2012)" document EPA 600R-12/931, using the assay procedures listed. Analytical Methodology does not require correction for analytical interference. This cylinder has a total analytical uncertainty as stated below with a confidence level of 95%. There are no significant impurities which affect the use of this calibration mixture. All concentrations are on a mole/mole basis unless otherwise noted.
Do Not Use This Cylinder below 100 psig, i.e. 0.7 megapascals.

Component	Requested Concentration	Actual Concentration	Protocol Method	Total Relative Uncertainty	Assay Dates
NOX	45.00 PPM	45.96 PPM	G1	+/- 1.4% NIST Traceable	08/14/2021, 08/21/2021
NITRIC OXIDE	45.00 PPM	45.96 PPM	G1	+/- 1.4% NIST Traceable	08/14/2021, 08/21/2021
SULFUR DIOXIDE	45.00 PPM	44.58 PPM	G1	+/- 1.0% NIST Traceable	08/14/2021, 08/21/2021
CARBON MONOXIDE	1000 PPM	984.8 PPM	G1	+/- 0.7% NIST Traceable	08/14/2021
NITROGEN	Balance				

Type	Lot ID	Cylinder No	Concentration	Uncertainty	Expiration Date
NTRM	20081120	CC708098	49.82 PPM NITRIC OXIDE/NITROGEN	+/- 1.0%	Feb 02, 2025
PRM	12386	D685025	9.91 PPM NITROGEN DIOXIDE/AIR	+/- 2.0%	Feb 20, 2020
GMIS	401423836102	CC505681	4.348 PPM NITROGEN DIOXIDE/NITROGEN	+/- 2.1	Feb 18, 2023
NTRM	16011043	CC473277	49.02 PPM SULFUR DIOXIDE/NITROGEN	+/- 0.8%	Jun 17, 2022
NTRM	14060119	CC434277	990.9 PPM CARBON MONOXIDE/NITROGEN	+/- 0.6%	Nov 15, 2025

Instrument/Make/Model	Analytical Principle	Last Multipoint Calibration
Nicolet 6700 AHR0801333 CO	FTIR	Jun 03, 2021
Nicolet 6700 AHR0801333 NO	FTIR	Jun 03, 2021
Nicolet 6700 AHR0801333 NO2	FTIR	Jun 03, 2021
Nicolet 6700 AHR0801333 SO2	FTIR	Jun 03, 2021

Triad Data Available Upon Request

NOTES: PO #5221002807
GROSS WT: 28.40kg
NET WT: 4.73kg



The analytical test results reported on this certificate relate only to the cylinder number specified above. This concludes the test report.

Approved for Release



เอกสารไม่ควบคุม

Page 1 of 1

เอกสารไม่ควบคุม

MULTI-POINT GAS TEST REPORT

Test Date : Mar 14, 2023

Equipment : Gas Analyzer (CO) Model : 48C
Manufacturer : Thermo Environmental Instruments Serial Number : 48C-71185-368

Standard Gas Concentration
Sulphur Dioxide (SO₂) : 44.68 PPM
Nitric Oxide (NO) : 45.94 PPM
Methane (CH₄) : - PPM
Carbon Monoxide (CO) : 984.8 PPM
Cylinder No. : EB0143262
Expiration Date : Jun 20, 2024

Dilutor Detail
Manufacturer : Thermo Scientific
Model : 146i
Serial Number : 1180540071

Multi-point gas test data

Level	Reference Value (ppm)	Analyzer Display (ppm)	Difference Error	Percent Error	[% Error]
Level 1	Zero	0.0	0.0	0.0	0.0
Level 2	20.00%	10.0	10.7	0.7	6.5
Level 3	40.00%	20.0	20.9	0.9	4.3
Level 4	60.00%	30.0	30.5	0.5	1.6
Level 5	80.00%	40.0	40.0	0.0	0.0
Remark : Measuring Range : 50.0 ppm				Average Difference (%)	2.50
:Acceptable Limit $\pm 5\%$					

Multi-Point Gas Test Chart

Page 1 of 1

เอกสารไม่ควบคุม

MULTI-POINT GAS TEST REPORT

Test Date : Apr 3, 2023

Equipment : Gas Analyzer (CO) Model : 48i
Manufacturer : Thermo Scientific Serial Number : 1200636464

Standard Gas Concentration
Sulphur Dioxide (SO₂) : 44.68 PPM
Nitric Oxide (NO) : 45.94 PPM
Methane (CH₄) : - PPM
Carbon Monoxide (CO) : 984.8 PPM
Cylinder No. : EB0143262
Expiration Date : Jun 20, 2024

Dilutor Detail
Manufacturer : Thermo Scientific
Model : 146i
Serial Number : 1180540071

Multi-point gas test data

Level	Reference Value (ppm)	Analyzer Display (ppm)	Difference Error	Percent Error	[% Error]
Level 1	Zero	0.0	0.0	0.0	0.0
Level 2	20.00%	10.0	10.5	0.5	4.8
Level 3	40.00%	20.0	20.4	0.4	2.0
Level 4	60.00%	30.0	30.8	0.8	2.6
Level 5	80.00%	40.0	40.0	0.0	0.0
Remark : Measuring Range : 50.0 ppm				Average Difference (%)	1.86
:Acceptable Limit $\pm 5\%$					

Multi-Point Gas Test Chart

Page 1 of 1

เอกสารไม่ควบคุม



Airgas Specialty Gases
Airgas USA, LLC
690 United Drive
Durham, NC 27713
Airgas.com

CERTIFICATE OF ANALYSIS

Grade of Product: EPA Protocol

Part Number: E04N199E15A01D3 Reference Number: 122-402135167-1
Cylinder Number: EB0143262 Cylinder Volume: 144.4 CF
Laboratory: 124 - Durham (SAP) - NC Cylinder Pressure: 2015 PSIG
PGVP Number: B22021 Valve Outlet: 650
Gas Code: CO,NO,NOX,SO₂,BALN Certification Date: Jun 21, 2021
Expiration Date: Jun 21, 2024

Certification performed in accordance with "EPA Traceability Protocol for Assay and Certification of Gaseous Calibration Standards (May 2012)" document EPA 800R-12/531, using the assay procedures listed. Analytical Methodology does not require correction for analytical interference. This cylinder has a total analytical uncertainty as stated below with a confidence level of 95%. There are no significant interferences which affect the use of this calibration mixture. All concentrations are on a mole/mole basis unless otherwise noted.
Do Not Use This Cylinder below 100 psig, i.e. 0.7 megapascals.

Component	Requested Concentration	Actual Concentration	Protocol Method	Total Relative Uncertainty	Assay Dates
NOX	45.00 PPM	45.96 PPM	G1	$\pm 1.4\%$ NIST Traceable	09/14/2021, 09/21/2021
NITRIC OXIDE	45.00 PPM	45.94 PPM	G1	$\pm 1.4\%$ NIST Traceable	09/14/2021, 09/21/2021
SULFUR DIOXIDE	45.00 PPM	44.98 PPM	G1	$\pm 1.2\%$ NIST Traceable	09/14/2021, 09/21/2021
CARBON MONOXIDE	1000 PPM	984.8 PPM	G1	$\pm 0.7\%$ NIST Traceable	09/14/2021
NITROGEN	Balance				

Type	Lot ID	Cylinder No	Concentration	Uncertainty	Expiration Date
NTRM	20081120	CC708098	49.82 PPM NITRIC OXIDE/NITROGEN	$\pm 1.2\%$	Feb 02, 2025
PRM	12386	D685025	9.91 PPM NITROGEN DIOXIDE/AIR	$\pm 2.0\%$	Feb 20, 2020
GMIS	401423836102	CC505681	4.348 PPM NITROGEN DIOXIDE/NITROGEN	± 2.1	Feb 18, 2023
NTRM	16011043	CC473277	49.02 PPM SULFUR DIOXIDE/NITROGEN	$\pm 0.8\%$	Jun 17, 2022
NTRM	14060119	CC434277	990.9 PPM CARBON MONOXIDE/NITROGEN	$\pm 0.6\%$	Nov 15, 2025

Instrument/Make/Model	Analytical Principle	Last Multipoint Calibration
Nicolet 6700 AHR0801333 CO	FTIR	Jun 03, 2021
Nicolet 6700 AHR0801333 NO	FTIR	Jun 03, 2021
Nicolet 6700 AHR0801333 NO ₂	FTIR	Jun 03, 2021
Nicolet 6700 AHR0801333 SO ₂	FTIR	Jun 03, 2021

Triad Data Available Upon Request

NOTES: PO #5221002807
GROSS WT: 28.40kg
NET WT: 4.73kg



CERT 3082.01

เอกสารไม่ควบคุม



United Analyst and Engineering Consultant Co., Ltd.
3 Soi Udomsuk 41, Sukhumvit Road, Bangkok, Phrakhanong, Bangkok 10260
Tel. 0 2763 2826 Fax 0 2763 2800 www.uaeconsultant.com E-mail: uae@uaeconsultant.com

MULTI-POINT GAS TEST REPORT

Test Date : Feb 20, 2023

Equipment : Hydrocarbon Analyzer Model : APHA-370
Manufacturer : HORIBA Serial Number : T4FG19AN

Standard Gas Concentration
Sulphur Dioxide (SO₂) : - PPM
Nitric Oxide (NO) : - PPM
Methane (CH₄) : 39.8 PPM
Carbon Monoxide (CO) : - PPM
Cylinder No. : D824432
Expiration Date : Aug 4, 2028

Dilutor Detail
Manufacturer :
Model :
Serial Number :

Multi-point gas test data

Level	Reference Value (ppm)	Analyzer Display (ppm)	Difference Error	Percent Error	[% Error]
Level 1	Zero	0.00	0.44	0.44	0.44
Level 2	80.00%	40.00	38.79	-1.21	-3.12
Remark : Measuring Range : 50.00 ppm				Average Difference (%)	1.78
:Acceptable Limit $\pm 5\%$					

Multi-Point Gas Test Chart

Page 1 of 1

เอกสารไม่ควบคุม

MULTI-POINT GAS TEST REPORT

Test Date : Jan 25, 2023

Equipment : Hydrocarbon Analyzer Model : APHA-370
Manufacturer : HORIBA Serial Number : HAMEHUSM

Standard Gas Concentration

Sulphur Dioxide (SO₂) : PPM
Nitric Oxide (NO) : PPM
Methane (CH₄) : 39.8 PPM
Carbon Monoxide (CO) : PPM
Cylinder No. : D824432
Expiration Date : Aug 4, 2028

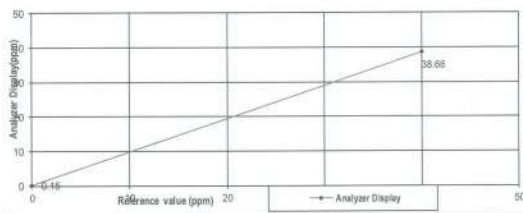
Dilutor Detail

Manufacturer :
Model :
Serial Number :

Multi-point gas test data

Reference Value (ppm)			Analyzer Display (ppm)	Difference Error	Percent Error	[% Error]
Level 1	Zero	0.00	0.15	0.15	0.15	0.15
Level 2	80.00%	40.00	38.66	-1.34	-3.47	3.47
Remark : Measuring Range			50.00 ppm	Average Difference (%)		1.81
Acceptable Limit $\pm 5\%$						

Multi-Point Gas Test Chart



เอกสารไม่ควบคุม

CERTIFICATE OF ANALYSIS
Grade of Product: EPA Protocol

Part Number: E03A199E15A006C Reference Number: 160-401908379-1
Cylinder Number: CC143232 Cylinder Volume: 144.0 CF
Laboratory: 124 - Plumsteadville - PA Cylinder Pressure: 2016 PSIG
PGVP Number: A12020 Valve Outlet: 590
Gas Code: CH4,PPN,BALA Certification Date: Oct 16, 2020

Expiration Date: Oct 16, 2028

Certification performed in accordance with "EPA Traceability Protocol for Assay and Certification of Gaseous Calibration Standards (May 2012)" document EPA 800R-12/031, using the assay procedures listed. Analytical Methodology does not require correction for analytical interference. This cylinder has a total analytical uncertainty as stated below with a confidence level of 95%. There are no significant impurities which affect the use of this calibration module. All concentrations are on a mole/mole basis unless otherwise noted.

Do Not Use This Cylinder below 100 psig, up to 3.7 megapascals

Component	Requested Concentration	Actual Concentration	Protocol Method	Total Relative Uncertainty	Assay Dates
METHANE	4000 PPM	4019 PPM	G1	$\pm 1.0\%$ NIST Traceable	10/16/2020
PROPANE	4000 PPM	4008 PPM	G1	$\pm 0.7\%$ NIST Traceable	10/09/2020
AIR	Balance				

CALIBRATION STANDARDS

Type	Lot ID	Cylinder No	Concentration	Uncertainty	Expiration Date
NTRM	02010405	K010090	4976 PPM PROPANE/NITROGEN	$\pm 0.6\%$	Dec 02, 2021
NTRM	170608	CC160290	0.967 % METHANENITROGEN	$\pm 0.4\%$	Aug 22, 2023

ANALYTICAL EQUIPMENT

Instrument/Make/Model	Analytical Principle	Last Multipoint Calibration
MKS FTIR - CH4 - 000928781	FTIR	Oct 14, 2020
Nicoret 6700 APV1100391 C3H8	FTIR	Sep 18, 2020

Triad Data Available Upon Request

NOTES: NET WEIGHTS: 4.865kg

GROSS WEIGHTS: 27.365kg

PO#: 5220003825



เอกสารไม่ควบคุม



CALIBRATION LABORATORY CO., LTD.

2/10-11, 14, 55 Soi Prasert Manukit 29 Yaek 4, Prasert Manukit Rd., Ladphrao, Bangkok 10230
Tel. 02-578-0353-4 Fax: 02-578-2672 www.cal-lab.com E-mail: sale@cal-lab.com



CALIBRATION LABORATORY CO., LTD.

2/10-11, 14, 55 Soi Prasert Manukit 29 Yaek 4, Prasert Manukit Rd., Ladphrao, Bangkok 10230
Tel. 02-578-0353-4 Fax: 02-578-2672 www.cal-lab.com E-mail: sale@cal-lab.com



CERTIFICATE OF CALIBRATION

FOR

NOMENCLATURE : VIBRATION METER
MANUFACTURER : INSTANTEL
MODEL / TYPE : 721A2501/721A2901
SERIAL NO. : UM12393/UM12393
CLID. NO. : 251801351
JOB CONTROL NO. : 230221019601

CUSTOMER : UNITED ANALYST AND ENGINEERING CONSULTANT CO., LTD.
81 SOI UDOMSUK 41, SUKHUMVIT ROAD,
BANGCHAK, PHRAKHANONG, BANGKOK 10260

DATE OF RECEIVED : 21 February 2023

DATE OF ISSUED : 24 February 2023

Report of calibration screening must not be taken in pari. Except complete. Without the approval of the Calibration Laboratory Co., Ltd.

Calibrated By : Suwit Phuanbusabong
Calibration Engineer



Approved By : Mongkol Yotsontorn
Authorized Signatory
24 February 2023



This Calibration Certificate documents the traceability to national standards, which realize the units of measurement according to the International System of Units (SI)

Certificate No. Q23019601

F3-011-04/01-12



เอกสารไม่ควบคุม

REPORT OF CALIBRATION

FOR

NOMENCLATURE : VIBRATION METER
MANUFACTURER : INSTANTEL
MODEL / TYPE : 721A2501/721A2901
SERIAL NO. : UM12393/UM12393
DATE OF CALIBRATION : 22 February 2023

ENVIRONMENT CONDITIONS :

Temperature : $(23 \pm 2) ^\circ\text{C}$ Relative Humidity : $(55 \pm 15) \% \text{RH}$

PROCEDURE USED :

This instrument was calibrated under procedure No. CLC-CPEE-08 based on ISO 16063-21 as calibration guideline. The calibration was performed by using Digital Multimeter, High Resolution Programmable Timer/Counter, Accelerometer and Measuring Amplifier which maintained by the Calibration Laboratory Co., Ltd.

REFERENCE STANDARD USED :

- Digital Multimeter, Wavetek Model 1281 S/N. 29320
- High Resolution Programmable Timer/Counter, Philips Model PM6680B S/N. SM607101.
- Accelerometer with Measuring Amplifier, Bruel & Kjaer Model 8305, 2525 S/N. 397018, 2434988.

TRACEABILITY :

- The measurements are traceable to International System of Units (SI), through Aeronautical Radio of Thailand Ltd. Certificate No. 05-0207/21, Due Date 31 May 2023.
- The measurements are traceable to International System of Units (SI), through Aeronautical Radio of Thailand Ltd. Certificate No. 07-0001/22, Due Date 22 February 2023.
- The measurements are traceable to International System of Units (SI), through National Institute of Metrology (Thailand) Certificate No. AV-0009-22, Due Date 22 June 2023.

UNCERTAINTY :

The reported expanded uncertainty of measurement is stated as the standard uncertainty of measurement multiplied by the coverage factor $k=2.00$ which for a normal distribution corresponds to a coverage probability of approximately 95%. It has been evaluated according to the "Evaluation of the Uncertainty of Measurement in Calibration (EA-4/02 M:2022)"

Certificate No. Q23019601

F3-011-04/01-12



เอกสารไม่ควบคุม



CONDITION OF CALIBRATION ITEM : GOOD

MEASUREMENT RESULTS : (X) without adjustment () adjustment

CALIBRATION DATA

1. ACCELERATION RESULT

Test point		Mode	STD Reading	DUC Reading	Correction	Uncertainty
(g)	(frequency)		(g)	(g)	(g)	± (% of rdg.)
0.3	50 Hz	peak	0.300	0.305	-0.005	1.9
0.4	50 Hz		0.400	0.408	-0.008	1.9
0.5	50 Hz		0.500	0.511	-0.011	1.3
0.6	50 Hz		0.600	0.618	-0.018	1.3
0.7	50 Hz		0.700	0.721	-0.021	1.3
0.3	100 Hz	peak	0.300	0.304	-0.004	1.9
0.4	100 Hz		0.400	0.407	-0.007	1.9
0.5	100 Hz		0.500	0.509	-0.009	1.3
0.6	100 Hz		0.600	0.613	-0.013	1.3
0.7	100 Hz		0.700	0.719	-0.019	1.3

2. VELOCITY RESULT

Test point		Mode	STD Reading	DUC Reading	Correction	Uncertainty
(mm/s)	(frequency)		(mm/s)	(mm/s)	(mm/s)	± (% of rdg.)
3	50 Hz	peak	3.000	3.041	-0.041	1.8
4	50 Hz		4.000	4.055	-0.055	1.8
5	50 Hz		5.000	5.067	-0.067	1.8
6	50 Hz		6.000	6.079	-0.079	1.8
7	50 Hz		7.000	7.089	-0.089	1.8
3	100 Hz	peak	3.000	3.039	-0.039	1.8
4	100 Hz		4.000	4.048	-0.048	1.8
5	100 Hz		5.000	5.055	-0.055	1.8
6	100 Hz		6.000	6.068	-0.068	1.8
7	100 Hz		7.000	7.080	-0.080	1.8

Certificate No. Q23019601

F3-011-04/01-12

page 3 of 4



เอกสารไม่ควบคุม

CALIBRATION DATA

3. DISPLACEMENT RESULT

Test point		Mode	STD Reading	DUC Reading	Correction	Uncertainty
(mm)	(frequency)		(mm)	(mm)	(mm)	± (% of rdg.)
*0.03	50 Hz	peak	0.030	0.030	0.000	2.1
*0.04	50 Hz		0.040	0.040	0.000	1.7
*0.05	50 Hz		0.050	0.050	0.000	1.5
*0.06	50 Hz		0.060	0.061	-0.001	1.3
*0.07	50 Hz		0.070	0.071	-0.001	1.2
0.03	100 Hz	peak	0.030	0.030	0.000	2.1
0.04	100 Hz		0.040	0.040	0.000	1.7
0.05	100 Hz		0.050	0.050	0.000	1.5
0.06	100 Hz		0.060	0.061	-0.001	1.3
0.07	100 Hz		0.070	0.071	-0.001	1.2

Note: * means Calibrations marked "Not ANAB Accredited" in this Certificate have been included for completeness.

The Scope of Accredited ANAB Certificate No. ACDM-2814 Version 008 Page 1 of 58

This report is valid for the above stated instrument/s only.

End of Certificate

Certificate No. Q23019601

F3-011-04/01-12

page 4 of 4



เอกสารไม่ควบคุม

INNOVATIVE INSTRUMENT CALIBRATION LAB
INNOVATIVE INSTRUMENT CO., LTD. HEAD OFFICE
7/19 MOO 13, SOI SUTINAKORN 11 TAMBON BANG KAE0,
AMPHOE BANG PHU SAMUT PRAKAN PROVINCE 10540 THAILAND
TEL: 0660-2116-5660-1 FAX: 0660-2116-7140

Page 1 of 2

Certificate of Calibration

Customer

Name : UNITED ANALYST AND ENGINEERING
CONSULTANT CO.,LTD.
Address : 81 Soi Udomsuk 41, Sukhumvit Road, Bangchak,
Prakanong, Bangkok 10260Certificate No : 23-ACT-111
Request No : Req-2023-1408

Unit Under Calibration Details

Measurement item : Acoustic Calibrator
Manufacturer : SVANTEK
Model : SV 35A
Serial Number : 73249
ID : UAE.EFM.105/2561Class : 1
Range : 94 , 114 dB / 1000 Hz
Instrument Status : Used

Calibration Environment and Details

Temperature : (23 ±2 °C)
Humidity : (50 ± 20 %RH)
Barometric Pressure : (1013 ±10.0 hPa)
Received Date : 26 June 2023
Calibration Date : 27 June 2023
Location of Calibration : LAB 1 Acoustic
Calibration Procedure : In-house method CP-ACT-02 based on IEC 60942:2017 Electroacoustics - Sound calibrators

Reference Standard	Model	Serial Number	Traceable	Due Calibration
Sound Calibrator	SV 35A	58079	EEL	31 May 2024
THD Multimeter	2015	1047765	NIMT	31 January 2024

Traceability : This certificate provides traceability of measurement to recognized national standard, and to the realization of the international System of Units (SI).

Note

The reported uncertainty is based on standard uncertainty multiplied by the Coverage Factor k=2, providing a level of confidence approximately 95 %.

Calibrated By :

Mr. Noppadon Luangart
Service Calibration Engineer

Approved By :

Mr. Patch Mathavorn
Calibration Engineer Supervisor

Issue Date : 27 June 2023

INNOVATIVE INSTRUMENT CALIBRATION LAB
INNOVATIVE INSTRUMENT CO., LTD. HEAD OFFICE
7/19 MOO 13, SOI SUTINAKORN 11 TAMBON BANG KAE0,
AMPHOE BANG PHU SAMUT PRAKAN PROVINCE 10540 THAILAND
TEL: 0660-2116-5660-1 FAX: 0660-2116-7140

Page 2 of 2

Certificate No : 23-ACT-111

Request No : Req-2023-1408

Sound pressure level

Calibration Results : Without Adjustment

Calibration Range (dB)	Without Adjustment (dB)		Adjustment (dB)		Uncertainty (± dB)	Acceptance limit Class 1 (± dB)
	Measured	Error	Measured	Error		
94 dB / 1000 Hz	93.84	-0.16	-	-	0.14	0.25
114 dB / 1000 Hz	113.79	-0.21	-	-	0.13	0.25

Frequency of Sound pressure level

Calibration Range (Hz)	Without Adjustment		Adjustment		Uncertainty (± %)	Acceptance limit Class 1 (± %)
	Measured (Hz)	Error (%)	Measured (Hz)	Error (%)		
94 dB / 1000 Hz	1000.00	0.00	-	-	0.01	0.70
114 dB / 1000 Hz	1000.00	0.00	-	-	0.01	0.70

Total Harmonic Distortion plus Noise of Sound pressure level (THD+N %)

Calibration Range (Hz)	Without Adjustment		Adjustment		Uncertainty (± %)	Acceptance limit Class 1 (± %)
	Measured (%)	Error (%)	Measured (%)	Error (%)		
94 dB / 1000 Hz	0.17	-	-	-	0.40	2.5
114 dB / 1000 Hz	0.04	-	-	-	0.40	2.5

Note :

- Acceptance limit was IEC60942:2017 Class 1

- The calibration results include the calibrator pressure correction

- The calibration results exclude the microphone volume correction

End of Calibration

Calibration Certificate

Certificate Number 2023003675

Customer:
United Analyst and Engineering Consultant Co Ltd
No. 81 Soi Udomsak 41, Sukhumvit Road,
Bangchak, Phra Khanong,
Bangkok, 10260, Thailand

Model Number	LxT1	Procedure Number	D0001.8364
Serial Number	0007311	Technician	Jacob Cannon
Test Results	Pass	Calibration Date	24 Mar 2023
Initial Condition	As Manufactured	Calibration Due	
Description	SoundTrack LxT Class 1 Class 1 Sound Level Meter Firmware Revision: 2.404	Temperature	23.56 °C ± 0.25 °C
		Humidity	49.9 %RH ± 2.0 %RH
		Static Pressure	85.69 kPa ± 0.13 kPa

Evaluation Method Tested with: Data reported in dB re 20 µPa.

Larson Davis CAL291, S/N 0108
Larson Davis CAL200, S/N 9079
PCB 377B02, S/N 345817
Larson Davis PRMLxT1, S/N 077646

Compliance Standards Compliant to Manufacturer Specifications and the following standards when combined with Calibration Certificate from procedure D0001.8378:

IEC 60651:2001 Type 1
IEC 60804:2000 Type 1
IEC 61252:2002
IEC 61260:2001 Class 1
IEC 61672:2013 Class 1
ANSI S1.4-2014 Class 1
ANSI S1.4 (R2006) Type 1
ANSI S1.11 (R2009) Class 1
ANSI S1.25 (R2007)
ANSI S1.43 (R2007) Type 1

Issuing lab certifies that the instrument described above meets or exceeds all specifications as stated in the referenced procedure (unless otherwise noted). It has been calibrated using measurement standards traceable to the International System of Units (SI) through the National Institute of Standards and Technology (NIST), or other national measurement institutes, and meets the requirements of ISO/IEC 17025:2017.

Test points marked with a ‡ in the uncertainties column do not fall within this laboratory's scope of accreditation.

The quality system is registered to ISO 9001:2015.

This calibration is a direct comparison of the unit under test to the listed reference standards and did not involve any sampling plans to complete. No allowance has been made for the instability of the test device due to use, time, etc. Such allowances would be made by the customer as needed.

The uncertainties were computed in accordance with the ISO Guide to the Expression of Uncertainty in Measurement (GUM). A coverage factor of approximately 2 sigma (k=2) has been applied to the standard uncertainty to express the expanded uncertainty at approximately 95% confidence level.

This report may not be reproduced, except in full, unless permission for the publication of an approved abstract is obtained in writing from the organization issuing this report.

Correction data from Larson Davis LxT Manual for SoundTrack LxT & SoundExpert LxT, I770.01 Rev O Supporting Firmware Version 4.0.5, 2019-09-10

For 1/4" microphones, the Larson Davis ADP024 1/4" to 1/2" adaptor is used with the calibrators and the Larson Davis ADP043 1/4" to

LARSON DAVIS – A PCB DIVISION
1681 West 820 North
Provo, UT 84601, United States
716-684-0001

2023-3-24T10:12:13



Page 1 of 3

LARSON DAVIS
A PCB DIVISION

D0001.8406 Rev G

เอกสารไม่ควบคุม

Certificate Number 2023003675

1/2" adaptor is used with the preamplifier.

Calibration Check Frequency: 1000 Hz; Reference Sound Pressure Level: 114 dB re 20 µPa

Periodic tests were performed in accordance with procedures from IEC 61672-3:2013 / ANSI/ASA S1.4-2014/Part 3.

Pattern approval for IEC 61672-1:2013 / ANSI/ASA S1.4-2014/Part 1 successfully completed by Physikalisch-Technische Bundesanstalt (PTB) on 2007-10-09 reference number PTB-1.72-4034215.

The sound level meter submitted for testing successfully completed the periodic tests of IEC 61672-3:2013 / ANSI/ASA S1.4-2014/Part 3, for the environmental conditions under which the tests were performed. As evidence was publicly available, from an independent testing organization responsible for approving the results of pattern-evaluation tests performed in accordance with IEC 61672-3:2013 / ANSI/ASA S1.4-2014/Part 2, to demonstrate that the model of sound level meter fully conformed to the class 1 specifications in IEC 61672-1:2013 / ANSI/ASA S1.4-2014/Part 1, the sound level meter submitted for testing conforms to the class 1 specifications in IEC 61672-1:2013 / ANSI/ASA S1.4-2014/Part 1.

Description	Standards Used		
	Cal Date	Cal Due	Cal Standard
Larson Davis CAL291 Residual Intensity Calibrator	2022-09-09	2023-09-09	001250
Hart Scientific 2626-II Temperature Probe	2021-06-25	2023-05-25	006798
Larson Davis CAL200 Acoustic Calibrator	2022-07-21	2023-07-21	007027
Larson Davis Model 831	2023-02-22	2024-02-22	007183
PCB 377A13 1/2 inch Prepolarized Pressure Microphone	2023-03-06	2024-03-06	007185
SRS DS360 Ultra Low Distortion Generator	2022-03-29	2023-03-29	007635
Larson Davis 1/2" Preamplifier for Model 831 Type 1	2022-09-28	2023-09-28	PCB0004783

Acoustic Calibration

Measured according to IEC 61672-3:2013 10 and ANSI S1.4-2014 Part 3: 10

Measurement	Test Result [dB]	Lower Limit [dB]	Upper Limit [dB]	Expanded Uncertainty [dB]	Result
-------------	------------------	------------------	------------------	---------------------------	--------

1000 Hz	114.01	113.80	114.20	0.14	Pass
---------	--------	--------	--------	------	------

Loaded Circuit Sensitivity

Measurement	Test Result [dB re 1 V / Pa]	Lower Limit [dB re 1 V / Pa]	Upper Limit [dB re 1 V / Pa]	Expanded Uncertainty [dB]	Result
-------------	------------------------------	------------------------------	------------------------------	---------------------------	--------

1000 Hz	-49.73	-52.44	-48.33	0.14	Pass
---------	--------	--------	--------	------	------

— End of measurement results—

Acoustic Signal Tests, C-weighting

Measured according to IEC 61672-3:2013 12 and ANSI S1.4-2014 Part 3: 12 using a comparison coupler with Unit Under Test (UUT) and reference SLM using slow time-weighted sound level for compliance to IEC 61672-1:2013 5.5; ANSI S1.4-2014 Part 1: 5.5

Frequency [Hz]	Test Result [dB]	Expected [dB]	Lower Limit [dB]	Upper Limit [dB]	Expanded Uncertainty [dB]	Result
----------------	------------------	---------------	------------------	------------------	---------------------------	--------

125	-0.19	-0.20	-1.20	0.80	0.23	Pass
1000	0.15	0.00	-0.70	0.70	0.23	Pass
8000	-3.69	-3.00	-5.50	-1.50	0.32	Pass

— End of measurement results—

LARSON DAVIS – A PCB DIVISION
1681 West 820 North
Provo, UT 84601, United States
716-684-0001

2023-3-24T10:12:13



Page 2 of 3

LARSON DAVIS
A PCB DIVISION

D0001.8406 Rev G

เอกสารไม่ควบคุม

Certificate Number 2023003675

Self-generated Noise

Measured according to IEC 61672-3:2013 11.1 and ANSI S1.4-2014 Part 3: 11.1

Measurement	Test Result [dB]
-------------	------------------

A-weighted	40.32
------------	-------

— End of measurement results—

— End of Report—

Signature

LARSON DAVIS – A PCB DIVISION
1681 West 820 North
Provo, UT 84601, United States
716-684-0001

2023-3-24T10:12:13



Page 3 of 3

LARSON DAVIS
A PCB DIVISION

D0001.8406 Rev G

เอกสารไม่ควบคุม

Calibration Certificate

Certificate Number 2023003651

Customer:
United Analyst and Engineering Consultant Co Ltd
No. 81 Soi Udomsak 41, Sukhumvit Road,
Bangchak, Phra Khanong,
Bangkok, 10260, Thailand

Model Number	LxT1	Procedure Number	D0001.8378
Serial Number	0007311	Technician	Jacob Cannon
Test Results	Pass	Calibration Date	23 Mar 2023
Initial Condition	As Manufactured	Calibration Due	
Description	SoundTrack LxT Class 1 Class 1 Sound Level Meter Firmware Revision: 2.404	Temperature	23.6 °C ± 0.25 °C
		Humidity	50.3 %RH ± 2.0 %RH
		Static Pressure	86.08 kPa ± 0.13 kPa

Evaluation Method Tested electrically using Larson Davis PRMLxT1 S/N 077646 and a 12.0 pF capacitor to simulate microphone capacitance. Data reported in dB re 20 µPa assuming a microphone sensitivity of 50.0 mV/Pa.

Compliance Standards Compliant to Manufacturer Specifications and the following standards when combined with Calibration Certificate from procedure D0001.8384:

IEC 60651:2001 Type 1
IEC 60804:2000 Type 1
IEC 61252:2002
IEC 61672:2013 Class 1
IEC 61260:2001 Class 1
ANSI S1.4-2014 Class 1
ANSI S1.4 (R2006) Type 1
ANSI S1.25 (R2007)
ANSI S1.43 (R2007) Type 1
ANSI S1.11 (R2009) Class 1

Issuing lab certifies that the instrument described above meets or exceeds all specifications as stated in the referenced procedure (unless otherwise noted). It has been calibrated using measurement standards traceable to the International System of Units (SI) through the National Institute of Standards and Technology (NIST), or other national measurement institutes, and meets the requirements of ISO/IEC 17025:2017. Test points marked with a ‡ in the uncertainties column do not fall within this laboratory's scope of accreditation.

The quality system is registered to ISO 9001:2015.

This calibration is a direct comparison of the unit under test to the listed reference standards and did not involve any sampling plans to complete. No allowance has been made for the instability of the test device due to use, time, etc. Such allowances would be made by the customer as needed.

The uncertainties were computed in accordance with the ISO Guide to the Expression of Uncertainty in Measurement (GUM). A coverage factor of approximately 2 sigma (k=2) has been applied to the standard uncertainty to express the expanded uncertainty at approximately 95% confidence level.

This report may not be reproduced, except in full, unless permission for the publication of an approved abstract is obtained in writing from the organization issuing this report.

Correction data from Larson Davis LxT Manual for SoundTrack LxT & SoundExpert LxT, I770.01 Rev O Supporting Firmware Version 4.0.5, 2019-09-10

Calibration Check Frequency: 1000 Hz; Reference Sound Pressure Level: 114 dB re 20 µPa

LARSON DAVIS – A PCB DIVISION
1681 West 820 North
Provo, UT 84601, United States
716-684-0001

2023-3-24T10:48:17



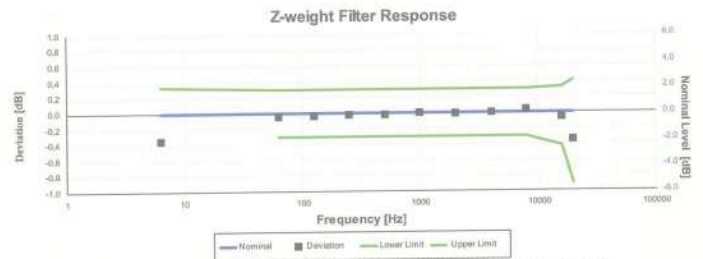
Page 1 of 8

LARSON DAVIS
A PCB DIVISION

D0001.8407 Rev G

เอกสารไม่ควบคุม

Description	Standards Used
Hart Scientific 626-II Temperature Probe	Cal Date Cal Due Cal Standard
SRS DS360 Ultra Low Distortion Generator	2021-09-25 2023-05-25 006798
	2022-03-30 2023-03-30 007174



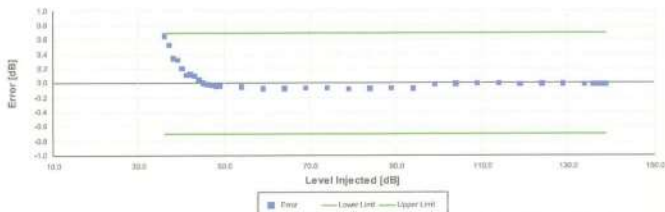
Electrical signal test of frequency weighting performed according to IEC 61672-3:2013 13 and ANSI S1.4-2014 Part 3, 13 for compliance to IEC 61672-1:2013 5.5; IEC 60651:2001 6.1 and 9.2.2; IEC 60804:2000 5; ANSI S1.4-1983 (R2006) 5.1 and 8.2.1; ANSI S1.4-2014 Part 1: 5.5

Frequency [Hz]	Test Result [dB]	Deviation [dB]	Lower limit [dB]	Upper limit [dB]	Expanded Uncertainty [dB]	Result
6.31	-0.35	-0.35	-1.11	0.33	0.15	Pass
63.10	-0.05	-0.05	-0.30	0.30	0.15	Pass
125.89	-0.03	-0.03	-0.30	0.30	0.15	Pass
251.19	-0.03	-0.03	-0.30	0.30	0.15	Pass
501.19	-0.03	-0.03	-0.30	0.30	0.15	Pass
1,000.00	0.00	0.00	-0.30	0.30	0.15	Pass
1,995.26	-0.02	0.00	-0.30	0.30	0.15	Pass
3,981.07	0.00	0.00	-0.30	0.30	0.15	Pass
7,943.28	0.04	0.04	-0.30	0.30	0.15	Pass
15,848.93	-0.06	-0.06	-0.42	0.32	0.15	Pass
19,952.62	-0.35	-0.35	-0.91	0.41	0.15	Pass
-- End of measurement results--						

เอกสารไม่ควบคุม

เอกสารไม่ควบคุม

A-weighted Broadband Log Linearity: 8,000.00 Hz



Broadband level linearity performed according to IEC 61672-3:2013 16 and ANSI S1.4-2014 Part 3: 16 for compliance to IEC 61672-1:2013 5.6; IEC 60804:2000 6.2; IEC 61252:2002 8; ANSI S1.4 (R2006) 6.9; ANSI S1.4-2014 Part 1: 5.6; ANSI S1.4.3 (R2007) 6.2

Level [dB]	Error [dB]	Lower limit [dB]	Upper limit [dB]	Expanded Uncertainty [dB]	Result
36.00	0.56	-0.70	0.70	0.16	Pass
37.00	0.53	-0.70	0.70	0.16	Pass
38.00	0.35	-0.70	0.70	0.16	Pass
39.00	0.32	-0.70	0.70	0.16	Pass
40.00	0.21	-0.70	0.70	0.16	Pass
41.00	0.12	-0.70	0.70	0.16	Pass
42.00	0.12	-0.70	0.70	0.16	Pass
43.00	0.10	-0.70	0.70	0.17	Pass
44.00	0.05	-0.70	0.70	0.17	Pass
45.00	0.00	-0.70	0.70	0.16	Pass
46.00	-0.01	-0.70	0.70	0.16	Pass
47.00	-0.03	-0.70	0.70	0.16	Pass
48.00	-0.04	-0.70	0.70	0.16	Pass
49.00	-0.04	-0.70	0.70	0.16	Pass
50.00	-0.05	-0.70	0.70	0.16	Pass
51.00	-0.07	-0.70	0.70	0.16	Pass
52.00	-0.07	-0.70	0.70	0.16	Pass
53.00	-0.07	-0.70	0.70	0.16	Pass
54.00	-0.07	-0.70	0.70	0.16	Pass
55.00	-0.07	-0.70	0.70	0.16	Pass
56.00	-0.07	-0.70	0.70	0.16	Pass
57.00	-0.07	-0.70	0.70	0.16	Pass
58.00	-0.07	-0.70	0.70	0.16	Pass
59.00	-0.07	-0.70	0.70	0.16	Pass
60.00	-0.07	-0.70	0.70	0.16	Pass
61.00	-0.07	-0.70	0.70	0.16	Pass
62.00	-0.07	-0.70	0.70	0.16	Pass
63.00	-0.07	-0.70	0.70	0.16	Pass
64.00	-0.07	-0.70	0.70	0.16	Pass
65.00	-0.07	-0.70	0.70	0.16	Pass
66.00	-0.07	-0.70	0.70	0.16	Pass
67.00	-0.07	-0.70	0.70	0.16	Pass
68.00	-0.07	-0.70	0.70	0.16	Pass
69.00	-0.07	-0.70	0.70	0.16	Pass
70.00	-0.07	-0.70	0.70	0.16	Pass
71.00	-0.07	-0.70	0.70	0.16	Pass
72.00	-0.07	-0.70	0.70	0.16	Pass
73.00	-0.07	-0.70	0.70	0.16	Pass
74.00	-0.07	-0.70	0.70	0.16	Pass
75.00	-0.07	-0.70	0.70	0.16	Pass
76.00	-0.07	-0.70	0.70	0.16	Pass
77.00	-0.07	-0.70	0.70	0.16	Pass
78.00	-0.07	-0.70	0.70	0.16	Pass
79.00	-0.07	-0.70	0.70	0.16	Pass
80.00	-0.07	-0.70	0.70	0.16	Pass
81.00	-0.07	-0.70	0.70	0.16	Pass
82.00	-0.07	-0.70	0.70	0.16	Pass
83.00	-0.07	-0.70	0.70	0.16	Pass
84.00	-0.07	-0.70	0.70	0.16	Pass
85.00	-0.07	-0.70	0.70	0.16	Pass
86.00	-0.07	-0.70	0.70	0.16	Pass
87.00	-0.07	-0.70	0.70	0.16	Pass
88.00	-0.07	-0.70	0.70	0.16	Pass
89.00	-0.07	-0.70	0.70	0.16	Pass
90.00	-0.07	-0.70	0.70	0.16	Pass
91.00	-0.07	-0.70	0.70	0.16	Pass
92.00	-0.07	-0.70	0.70	0.16	Pass
93.00	-0.07	-0.70	0.70	0.16	Pass
94.00	-0.07	-0.70	0.70	0.16	Pass
95.00	-0.07	-0.70	0.70	0.16	Pass
96.00	-0.07	-0.70	0.70	0.16	Pass
97.00	-0.07	-0.70	0.70	0.16	Pass
98.00	-0.07	-0.70	0.70	0.16	Pass
99.00	-0.07	-0.70	0.70	0.16	Pass
100.00	-0.07	-0.70	0.70	0.16	Pass
101.00	-0.07	-0.70	0.70	0.16	Pass
102.00	-0.07	-0.70	0.70	0.16	Pass
103.00	-0.07	-0.70	0.70	0.16	Pass
104.00	-0.07	-0.70	0.70	0.16	Pass
105.00	-0.07	-0.70	0.70	0.16	Pass
106.00	-0.07	-0.70	0.70	0.16	Pass
107.00	-0.07	-0.70	0.70	0.16	Pass
108.00	-0.07	-0.70	0.70	0.16	Pass
109.00	-0.07	-0.70	0.70	0.16	Pass
110.00	-0.07	-0.70	0.70	0.16	Pass
111.00	-0.07	-0.70	0.70	0.16	Pass
112.00	-0.07	-0.70	0.70	0.16	Pass
113.00	-0.07	-0.70	0.70	0.16	Pass
114.00	-0.07	-0.70	0.70	0.16	Pass
115.00	-0.07	-0.70	0.70	0.16	Pass
116.00	-0.07	-0.70	0.70	0.16	Pass
117.00	-0.07	-0.70	0.70	0.16	Pass
118.00	-0.07	-0.70	0.70	0.16	Pass
119.00	-0.07	-0.70	0.70	0.16	Pass
120.00	-0.07	-0.70	0.70	0.16	Pass
121.00	-0.07	-0.70	0.70	0.16	Pass
122.00	-0.07	-0.70	0.70	0.16	Pass
123.00	-0.07	-0.70	0.70	0.16	Pass
124.00	-0.07	-0.70	0.70	0.16	Pass
125.00	-0.07	-0.70	0.70	0.16	Pass
126.00	-0.07	-0.70	0.70	0.16	Pass
127.00	-0.07	-0.70	0.70	0.16	Pass
128.00	-0.07	-0.70	0.70	0.16	Pass
129.00	-0.07	-0.70	0.70	0.16	Pass
130.00	-0.07	-0.70	0.70	0.16	Pass
131.00	-0.07	-0.70	0.70	0.16	Pass
132.00	-0.07	-0.70	0.70	0.16	Pass
133.00	-0.07	-0.70	0.70	0.16	Pass
134.00	-0.07	-0.70	0.70	0.16	Pass
135.00	-0.07	-0.70	0.70	0.16	Pass
136.00	-0.07	-0.70	0.70	0.16	Pass
137.00	-0.07	-0.70	0.70	0.16	Pass
138.00	-0.07	-0.70	0.70	0.16	Pass
139.00	-0.07	-0.70	0.70	0.16	Pass
-- End of measurement results--					

เอกสารไม่ควบคุม

เอกสารไม่ควบคุม

Gain

Gain measured according to IEC 61672-3:2013 17.3 and 17.4 and ANSI S1.4-2014 Part 3: 17.3 and 17.4

Measurement	Test Result [dB]	Lower limit [dB]	Upper limit [dB]	Expanded Uncertainty [dB]	Result
0 dB Gain	93.94	93.90	94.10	0.15	Pass
0 dB Gain, Linearity	41.14	40.30	41.70	0.16	Pass
OBA Low Range	94.00	93.90	94.10	0.15	Pass
OBA Normal Range	94.00	93.20	94.80	0.15	Pass

— End of measurement results—

Broadband Noise Floor

Self-generated noise measured according to IEC 61672-3:2013 11.2 and ANSI S1.4-2014 Part 3: 11.2

Measurement	Test Result [dB]	Upper limit [dB]	Result
A-weight Noise Floor	27.01	36.00	Pass
C-weight Noise Floor	27.02	35.00	Pass
Z-weight Noise Floor	33.41	39.00	Pass

— End of measurement results—

Total Harmonic Distortion

Measured using 1/3-Octave filters

Measurement	Test Result [dB]	Lower Limit [dB]	Upper Limit [dB]	Expanded Uncertainty [dB]	Result
10 Hz Signal	135.84	135.05	136.65	0.15	Pass
THD	-67.26	-58.00	-58.00	0.01 ±	Pass
THD+N	-63.27	-58.00	-58.00	0.01 ±	Pass

— End of measurement results—

เอกสารไม่ควบคุม

1/3-Octave Self-Generated Noise



The SLM is set to low range.

Frequency [Hz]	Test Result [dB]	Upper limit [dB]	Result
6.30	21.01	24.60	Pass
8.00	20.60	24.00	Pass
10.00	19.19	23.50	Pass
12.50	18.13	23.00	Pass
16.00	16.66	22.90	Pass
20.00	16.47	22.40	Pass
25.00	15.54	22.30	Pass
31.50	14.59	21.50	Pass
40.00	13.14	20.20	Pass
50.00	12.53	18.80	Pass
63.00	12.05	17.60	Pass
80.00	11.24	16.60	Pass
100.00	10.61	15.90	Pass
125.00	10.01	15.70	Pass
160.00	9.34	15.50	Pass
200.00	9.01	15.20	Pass
250.00	8.52	15.20	Pass
315.00	8.71	15.20	Pass
400.00	8.61	15.70	Pass
500.00	8.80	16.00	Pass
630.00	9.26	16.60	Pass
800.00	9.76	17.30	Pass
1,000.00	10.40	16.10	Pass
1,250.00	11.15	18.90	Pass
1,600.00	11.94	19.80	Pass
2,000.00	12.75	20.80	Pass
2,500.00	13.68	21.70	Pass
3,150.00	14.64	22.60	Pass
4,000.00	15.55	23.50	Pass
5,000.00	16.47	24.50	Pass
6,300.00	17.47	25.50	Pass
8,000.00	18.44	26.50	Pass
10,000.00	19.44	27.40	Pass
12,500.00	20.45	28.50	Pass
16,000.00	21.42	29.50	Pass
20,000.00	22.41	30.40	Pass

— End of measurement results—

เอกสารไม่ควบคุม

Calibration Certificate

Certificate Number 2023003676

Customer:
United Analyst and Engineering Consultant Co Ltd
No. 81 Soi Udonnuk 41, Sukhumvit Road,
Bangchak, Phra Khanong,
Bangkok, 10260, Thailand

Model Number	LxT1	Procedure Number	D0001.8384
Serial Number	0007312	Technician	Jacob Cannon
Test Results	Pass	Calibration Date	24 Mar 2023
Initial Condition	As Manufactured	Calibration Due	23.55 °C ± 0.25 °C
Description	SoundTrack LxT Class 1 Class 1 Sound Level Meter Firmware Revision: 2.404	Humidity	49.3 %RH ± 2.0 %RH
		Static Pressure	85.71 kPa ± 0.13 kPa

Evaluation Method Tested with: Data reported in dB re 20 µPa.

Larson Davis CAL200, S/N 9079
PCB 377802, S/N 345618
Larson Davis PRMLxT1, S/N 077647
Larson Davis CAL291, S/N 0108

Compliance Standards Compliant to Manufacturer Specifications and the following standards when combined with Calibration Certificate from procedure D0001.8378:

IEC 60851:2001 Type 1	ANSI S1.4-2014 Class 1
IEC 60804:2000 Type 1	ANSI S1.4 (R2006) Type 1
IEC 61252:2002	ANSI S1.11 (R2009) Class 1
IEC 61290:2001 Class 1	ANSI S1.25 (R2007)
IEC 61672:2013 Class 1	ANSI S1.43 (R2007) Type 1

Issuing lab certifies that the instrument described above meets or exceeds all specifications as stated in the referenced procedure (unless otherwise noted). It has been calibrated using measurement standards traceable to the International System of Units (SI) through the National Institute of Standards and Technology (NIST), or other national measurement institutes, and meets the requirements of ISO/IEC 17025:2017.

Test points marked with a ± in the uncertainties column do not fall within this laboratory's scope of accreditation.

The quality system is registered to ISO 9001:2015.

This calibration is a direct comparison of the unit under test to the listed reference standards and did not involve any sampling plans to complete. No allowance has been made for the instability of the test device due to use, time, etc. Such allowances would be made by the customer as needed.

The uncertainties were computed in accordance with the ISO Guide to the Expression of Uncertainty in Measurement (GUM). A coverage factor of approximately 2 sigma (k=2) has been applied to the standard uncertainty to express the expanded uncertainty at approximately 95% confidence level.

This report may not be reproduced, except in full, unless permission for the publication of an approved abstract is obtained in writing from the organization issuing this report.

Correction data from Larson Davis LxT Manual for SoundTrack LxT & SoundExpert LxT, I770.01 Rev D Supporting Firmware Version 4.0.5, 2019-09-10

For 1/4" microphones, the Larson Davis ADP024 1/4" to 1/2" adaptor is used with the calibrators and the Larson Davis ADP043 1/4" to

เอกสารไม่ควบคุม

เอกสารไม่ควบคุม

Certificate Number 2023003676

1/2" adaptor is used with the preamplifier.

Calibration Check Frequency: 1000 Hz; Reference Sound Pressure Level: 114 dB re 20 µPa

Periodic tests were performed in accordance with procedures from IEC 61672-3:2013 / ANSI/ASA S1.4-2014/Part3.

Pattern approval for IEC 61672-1:2013 / ANSI/ASA S1.4-2014/Part 1 successfully completed by Physikalisch-Technische Bundesanstalt (PTB) on 2007-10-09 reference number PTB-1.72-4034218.

The sound level meter submitted for testing successfully completed the periodic tests of IEC 61672-3:2013 / ANSI/ASA S1.4-2014/Part 3, for the environmental conditions under which the tests were performed. As evidence was publicly available, from an independent testing organization responsible for approving the results of pattern-evaluation tests performed in accordance with IEC 61672-2:2013 / ANSI/ASA S1.4-2014/Part 2, to demonstrate that the model of sound level meter fully conformed to the class 1 specifications in IEC 61672-1:2013 / ANSI/ASA S1.4-2014/Part 1; the sound level meter submitted for testing conforms to the class 1 specifications in IEC 61672-1:2013 / ANSI/ASA S1.4-2014/Part 1.

Description	Standards Used		
	Cal Date	Cal Due	Cal Standard
Larson Davis CAL291 Residual Intensity Calibrator	2022-09-09	2023-09-09	001250
Hart Scientific 2626-H Temperature Probe	2021-08-25	2023-05-25	006798
Larson Davis CAL200 Acoustic Calibrator	2022-07-21	2023-07-21	007037
Larson Davis Model 831	2023-02-22	2024-02-22	007182
PCB 377A13 1/2 inch Prepolarized Pressure Microphone	2023-03-06	2024-03-06	007185
SRS DS360 Ultra Low Distortion Generator	2022-03-29	2023-03-29	007635
Larson Davis 1/2" Preamplifier for Model 831 Type I	2022-09-28	2023-09-28	PCB0004783

Acoustic Calibration

Measured according to IEC 61672-3:2013 10 and ANSI S1.4-2014 Part 3: 10

Measurement	Test Result [dB]	Lower Limit [dB]	Upper Limit [dB]	Expanded Uncertainty [dB]	Result
1000 Hz	114.01	113.80	114.20	0.14	Pass

Loaded Circuit Sensitivity

Measurement	Test Result [dB re 1 V / Pa]	Lower Limit [dB re 1 V / Pa]	Upper Limit [dB re 1 V / Pa]	Expanded Uncertainty [dB]	Result
1000 Hz	-49.85	-52.44	-48.33	0.14	Pass

Acoustic Signal Tests, C-weighting

Measured according to IEC 61672-3:2013 12 and ANSI S1.4-2014 Part 3: 12 using a comparison coupler with Unit Under Test (UUT) and reference SLM using slow time-weighted sound level for compliance to IEC 61672-1:2013 5.5; ANSI S1.4-2014 Part 1: 5.5

Frequency [Hz]	Test Result [dB]	Expected [dB]	Lower Limit [dB]	Upper Limit [dB]	Expanded Uncertainty [dB]	Result
125	-0.20	-0.20	-1.20	0.80	0.23	Pass
1000	0.14	0.00	-0.70	0.70	0.23	Pass
8000	-3.72	-3.00	-5.50	-1.50	0.32	Pass

Signature:

LARSON DAVIS – A PCB DIVISION
1681 West 820 North
Provo, UT 84601, United States
716-684-0001

Page 2 of 3

D0001.8407 Rev G

เอกสารไม่ควบคุม

Certificate Number 2023003676

Self-generated Noise

Measured according to IEC 61672-3:2013 11.1 and ANSI S1.4-2014 Part 3: 11.1

Measurement	Test Result [dB]
A-weighted	40.51

– End of measurement results–

Signature:

LARSON DAVIS – A PCB DIVISION
1681 West 820 North
Provo, UT 84601, United States
716-684-0001

Page 3 of 3

D0001.8408 Rev G

เอกสารไม่ควบคุม

Certificate Number 2023003652

Customer:
United Analyst and Engineering Consultant Co Ltd
No. 81 Soi Udomruk 41, Sukhumvit Road,
Bangchak, Ploa Khanong,
Bangkok, 10260, Thailand

Model Number LxT1
Serial Number 0007312
Test Results Pass
Initial Condition As Manufactured
Description SoundTrack LxT Class 1
Class 1 Sound Level Meter
Firmware Revision: 2.404

Procedure Number D0001.8378
Technician Jacob Cannon
Calibration Date 23 Mar 2023
Calibration Due
Temperature 23.62 °C ± 0.25 °C
Humidity 49.6 %RH ± 2.0 %RH
Static Pressure 86.08 kPa ± 0.13 kPa

Evaluation Method Tested electrically using Larson Davis PRMLXT1 S/N 077647 and a 12.0 pF capacitor to simulate microphone capacitance. Data reported in dB re 20 µPa assuming a microphone sensitivity of 50.0 mV/Pa.

Compliance Standards Compliant to Manufacturer Specifications and the following standards when combined with Calibration Certificate from procedure D0001.8384:

IEC 60651:2001 Type 1	ANSI S1.4-2014 Class 1
IEC 60804:2000 Type 1	ANSI S1.4 (R2006) Type 1
IEC 61252:2002	ANSI S1.25 (R2007)
IEC 61672:2013 Class 1	ANSI S1.43 (R2007) Type 1
IEC 61260:2001 Class 1	ANSI S1.11 (R2009) Class 1

Issuing lab certifies that the instrument described above meets or exceeds all specifications as stated in the referenced procedure (unless otherwise noted). It has been calibrated using measurement standards traceable to the International System of Units (SI) through the National Institute of Standards and Technology (NIST), or other national measurement institutes, and meets the requirements of ISO/IEC 17025:2017. Test points marked with a ‡ in the uncertainties column do not fall within this laboratory's scope of accreditation.

The quality system is registered to ISO 9001:2015.

This calibration is a direct comparison of the unit under test to the listed reference standards and did not involve any sampling plans to complete. No allowance has been made for the instability of the test device due to use, time, etc. Such allowances would be made by the customer as needed.

The uncertainties were computed in accordance with the ISO Guide to the Expression of Uncertainty in Measurement (GUM). A coverage factor of approximately 2 sigma (k=2) has been applied to the standard uncertainty to express the expanded uncertainty at approximately 95% confidence level.

This report may not be reproduced, except in full, unless permission for the publication of an approved abstract is obtained in writing from the organization issuing this report.

Correction data from Larson Davis LxT Manual for SoundTrack LxT & SoundExpert LxT, 1770.01 Rev O Supporting Firmware Version 4.0.5, 2019-09-10

Calibration Check Frequency: 1000 Hz; Reference Sound Pressure Level: 114 dB re 20 µPa

LARSON DAVIS – A PCB DIVISION
1681 West 820 North
Provo, UT 84601, United States
716-684-0001

Page 1 of 8

D0001.8407 Rev G

เอกสารไม่ควบคุม

Certificate Number 2023003652

Standards Used

Description	Cal Date	Cal Due	Cal Standard
Hart Scientific 2626-H Temperature Probe	2021-08-25	2023-05-25	006798
SRS DS360 Ultra Low Distortion Generator	2022-05-04	2023-05-04	007117

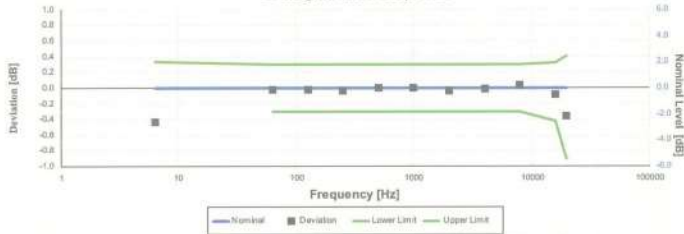
LARSON DAVIS – A PCB DIVISION
1681 West 820 North
Provo, UT 84601, United States
716-684-0001

Page 2 of 8

D0001.8407 Rev G

เอกสารไม่ควบคุม

Z-weight Filter Response

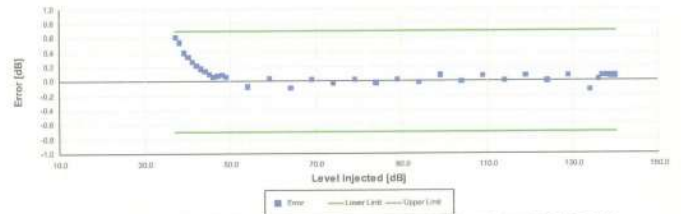


Electrical signal test of frequency weighting performed according to IEC 61672-3:2013 13 and ANSI S1.4-2014 Part 3: 13 for compliance to IEC 61672-1:2013 5.5, IEC 60651:2001 6.1 and 9.2.2, IEC 60804:2000 5, ANSI S1.4-1983 (R2006) 5.1 and 8.2.1, ANSI S1.4-2014 Part 1: 5.5

Frequency [Hz]	Test Result [dB]	Deviation [dB]	Lower limit [dB]	Upper limit [dB]	Expanded Uncertainty [dB]	Result
6.31	-0.44	-0.44	-1.11	0.33	0.15	Pass
63.10	-0.03	-0.03	-0.30	0.30	0.15	Pass
125.89	-0.03	-0.03	-0.30	0.30	0.15	Pass
251.19	-0.04	-0.04	-0.30	0.30	0.15	Pass
501.19	-0.01	-0.01	-0.30	0.30	0.15	Pass
1,000.00	0.00	0.00	-0.30	0.30	0.15	Pass
1,995.26	-0.03	-0.03	-0.30	0.30	0.15	Pass
3,981.07	-0.01	-0.01	-0.30	0.30	0.15	Pass
7,943.28	0.04	0.04	-0.30	0.30	0.15	Pass
15,848.93	-0.08	-0.08	-0.42	0.32	0.15	Pass
19,952.62	-0.37	-0.37	-0.91	0.41	0.15	Pass
- End of measurement results-						

เอกสารไม่ควบคุม

A-weighted Broadband Log Linearity: 8,000.00 Hz



Broadband level linearity performed according to IEC 61672-3:2013 16 and ANSI S1.4-2014 Part 3: 16 for compliance to IEC 61672-1:2013 5.6, IEC 60604:2000 6.2, IEC 61252:2002 8, ANSI S1.4 (R2006) 6.8, ANSI S1.4-2014 Part 1: 5.8, ANSI S1.4-3 (R2007) 6.2

Level [dB]	Error [dB]	Lower limit [dB]	Upper limit [dB]	Expanded Uncertainty [dB]	Result
37.00	0.61	-0.70	0.70	0.16	Pass
38.00	0.54	-0.70	0.70	0.16	Pass
39.00	0.40	-0.70	0.70	0.16	Pass
40.00	0.33	-0.70	0.70	0.16	Pass
41.00	0.27	-0.70	0.70	0.16	Pass
42.00	0.22	-0.70	0.70	0.16	Pass
43.00	0.18	-0.70	0.70	0.17	Pass
44.00	0.15	-0.70	0.70	0.17	Pass
45.00	0.10	-0.70	0.70	0.16	Pass
46.00	0.07	-0.70	0.70	0.16	Pass
47.00	0.07	-0.70	0.70	0.16	Pass
48.00	0.09	-0.70	0.70	0.16	Pass
49.00	0.06	-0.70	0.70	0.16	Pass
54.00	-0.07	-0.70	0.70	0.16	Pass
59.00	0.03	-0.70	0.70	0.16	Pass
64.00	-0.09	-0.70	0.70	0.16	Pass
69.00	0.03	-0.70	0.70	0.16	Pass
74.00	-0.03	-0.70	0.70	0.16	Pass
79.00	0.02	-0.70	0.70	0.16	Pass
84.00	-0.02	-0.70	0.70	0.16	Pass
89.00	0.03	-0.70	0.70	0.16	Pass
94.00	-0.02	-0.70	0.70	0.16	Pass
99.00	0.08	-0.70	0.70	0.15	Pass
104.00	0.00	-0.70	0.70	0.15	Pass
109.00	0.06	-0.70	0.70	0.15	Pass
114.00	0.01	-0.70	0.70	0.15	Pass
119.00	0.07	-0.70	0.70	0.15	Pass
124.00	0.01	-0.70	0.70	0.15	Pass
129.00	0.08	-0.70	0.70	0.15	Pass
134.00	-0.12	-0.70	0.70	0.15	Pass
136.00	0.02	-0.70	0.70	0.15	Pass
137.00	0.07	-0.70	0.70	0.15	Pass
138.00	0.07	-0.70	0.70	0.15	Pass
139.00	0.07	-0.70	0.70	0.15	Pass
140.00	0.07	-0.70	0.70	0.15	Pass
- End of measurement results-					

เอกสารไม่ควบคุม

Peak Rise Time

Peak rise time performed according to IEC 60651:2001 9.4.4 and ANSI S1.4-1983 (R2006) 8.4.4

Amplitude [dB]	Duration [µs]		Test Result [dB]	Lower limit [dB]	Upper limit [dB]	Expanded Uncertainty [dB]	Result
137.85	40	Negative Pulse	134.73	133.30	135.30	0.15	Pass
		Positive Pulse	134.72	133.28	135.28	0.15	Pass
	30	Negative Pulse	133.79	133.30	135.30	0.15	Pass
		Positive Pulse	133.78	133.28	135.28	0.15	Pass
- End of measurement results-							

Positive Pulse Crest Factor

200 µs pulse tests at 2.0, 12.0, 22.0, 32.0 dB below Overload Limit

Crest Factor measured according to IEC 60651:2001 9.4.2 and ANSI S1.4-1983 (R2006) 8.4.2

Amplitude [dB]	Crest Factor	Test Result [dB]	Limits [dB]	Expanded Uncertainty [dB]	Result
136.85	3	OVLD	± 0.50	0.15 ±	Pass
	5	OVLD	± 1.00	0.15 ±	Pass
	10	OVLD	± 1.50	0.15 ±	Pass
	3	-0.12	± 0.50	0.15 ±	Pass
126.85	5	-0.07	± 1.00	0.16 ±	Pass
	10	OVLD	± 1.50	0.15 ±	Pass
	3	-0.16	± 0.50	0.15 ±	Pass
	5	-0.05	± 1.00	0.15 ±	Pass
116.85	10	-0.24	± 1.50	0.15 ±	Pass
	3	-0.10	± 0.50	0.15 ±	Pass
	5	-0.09	± 1.00	0.15 ±	Pass
	10	-0.30	± 1.50	0.15 ±	Pass
- End of measurement results-					

Negative Pulse Crest Factor

200 µs pulse tests at 2.0, 12.0, 22.0, 32.0 dB below Overload Limit

Crest Factor measured according to IEC 60651:2001 9.4.2 and ANSI S1.4-1983 (R2006) 8.4.2

Amplitude [dB]	Crest Factor	Test Result [dB]	Limits [dB]	Expanded Uncertainty [dB]	Result
136.85	3	OVLD	± 0.50	0.15 ±	Pass
	5	OVLD	± 1.00	0.15 ±	Pass
	10	OVLD	± 1.50	0.15 ±	Pass
	3	-0.11	± 0.50	0.15 ±	Pass
126.85	5	-0.05	± 1.00	0.15 ±	Pass
	10	OVLD	± 1.50	0.15 ±	Pass
	3	-0.10	± 0.50	0.15 ±	Pass
	5	-0.06	± 1.00	0.15 ±	Pass
116.85	10	-0.23	± 1.50	0.15 ±	Pass
	3	-0.18	± 0.50	0.15 ±	Pass
	5	-0.11	± 1.00	0.15 ±	Pass
	10	-0.28	± 1.50	0.15 ±	Pass
- End of measurement results-					

เอกสารไม่ควบคุม

Gain

Gain measured according to IEC 61672-3:2013 17.3 and 17.4 and ANSI S1.4-2014 Part 3: 17.3 and 17.4

Measurement	Test Result [dB]	Lower limit [dB]	Upper limit [dB]	Expanded Uncertainty [dB]	Result
0 dB Gain	93.92	93.86	94.06	0.15	Pass
0 dB Gain, Linearity	41.16	40.26	41.86	0.16	Pass
OBA Low Range	93.97	93.86	94.06	0.15	Pass
OBA Normal Range	93.96	93.20	94.80	0.15	Pass
- End of measurement results-					

Broadband Noise Floor

Self-generated noise measured according to IEC 61672-3:2013 11.2 and ANSI S1.4-2014 Part 3: 11.2

Measurement	Test Result [dB]	Upper limit [dB]	Result
A-weight Noise Floor	26.86	36.00	Pass
C-weight Noise Floor	26.56	35.00	Pass
Z-weight Noise Floor	32.28	38.00	Pass
- End of measurement results-			


Total Harmonic Distortion

Measured using 1/3-Octave filters

Measurement	Test Result [dB]	Lower Limit [dB]	Upper Limit [dB]	Expanded Uncertainty [dB]	Result
10 Hz Signal	135.35	135.05	136.65	0.15	Pass
THD	-64.53	-68.00	-61.06	0.01 ±	Pass
THD+N	-61.30	-68.00	-54.60	0.01 ±	Pass
- End of measurement results-					

เอกสารไม่ควบคุม

1/3-Octave Self-Generated Noise



The SLIM is set to low range.

Frequency [Hz]	Test Result [dB]	Upper limit [dB]	Result
6.30	19.36	24.60	Pass
8.00	18.96	24.00	Pass
10.00	17.32	23.50	Pass
12.50	16.60	23.00	Pass
16.00	15.47	22.90	Pass
20.00	14.67	22.40	Pass
25.00	13.12	22.30	Pass
31.50	12.38	21.50	Pass
40.00	11.67	20.20	Pass
50.00	10.95	18.80	Pass
63.00	10.08	17.60	Pass
80.00	9.46	16.60	Pass
100.00	8.73	15.90	Pass
125.00	8.30	15.70	Pass
160.00	7.83	15.50	Pass
200.00	7.53	15.20	Pass
250.00	7.40	15.20	Pass
315.00	7.44	15.20	Pass
400.00	7.80	15.70	Pass
500.00	8.11	16.00	Pass
630.00	8.69	16.60	Pass
800.00	9.34	17.30	Pass
1,000.00	10.05	18.10	Pass
1,250.00	10.74	18.90	Pass
1,600.00	11.61	19.80	Pass
2,000.00	12.58	20.80	Pass
2,500.00	13.49	21.70	Pass
3,150.00	14.42	22.60	Pass
4,000.00	15.39	23.50	Pass
5,000.00	16.38	24.50	Pass
6,300.00	17.34	25.50	Pass
8,000.00	18.33	26.50	Pass
10,000.00	19.35	27.40	Pass
12,500.00	20.35	28.50	Pass
16,000.00	21.34	29.50	Pass
20,000.00	22.35	30.40	Pass

— End of measurement results—

เอกสารไม่ควบคุม

— End of Report—

Signatory:

เอกสารไม่ควบคุม

List of Instrument Certificates for Environmental Quality Analysis

No.	Instrument/Equipment	Parameter	Manufacturer	Model/Serial No.	Calibrator	Certification No.	Date of Calibration	Due date of Calibration*
1	Analytical Balance	FAT OIL AND GREASE	Mettler Toledo	AB204-S/FACT / 1129361010	National Food Institute.Ministry of Industry, Thailand	2303074-001-01	27 May 23	25 May 24
2	Analytical Balance	TOTAL DISSOLVED SOLIDS	Mettler Toledo	XSR205DU / C210685394	Technology Promotion Association (Thailand-Japan)	23MM113	26 Apr 23	25 Apr 24
3	Analytical Balance	SUSPENDED SOLIDS	Mettler Toledo	XSR205DU / C009071872	Technology Promotion Association (Thailand-Japan)	23MM112	26 Apr 23	25 Apr 24
4	DO Meter	BIOCHEMICAL OXYGEN DEMAND	YSI	5100 / 11B 101863	Harikul Science	HSU012C	1 Mar 23	29 Feb 24
5	Digestion Units	TOTAL KJELDAHL NITROGEN	VELP/VELP Scientifica	DKL20 / 213517	National Food Institute Ministry of Industry, Thailand	2304455-001-01	28 Aug 23	27 Aug 24
6	Hot Air Oven	TOTAL DISSOLVED SOLIDS SUSPENDED SOLIDS	Memmert	UF55 / B212.0411	Technology Promotion Association (Thailand-Japan)	23TM373	11 Apr 23	10 Apr 24
7	Incubator	FECAL COLIFORM BACTERIA TOTAL COLIFORM BACTERIA	Binder	KB400 / 2022000022476	DKSH Technology	C31231678	7 Aug 23	6 Aug 24
8	Kjeltec Distillation Unit	TOTAL KJELDAHL NITROGEN	FOSS	Kjeltec 8100 / 91889052	FOSS South East Asia	8411	29 May 23	28 May 24
9	pH Meter	pH	Horiba	LAQUA-PH210 / HA0E0009	technology promotion association (thailand-japan)	23CH420	29 Mar 23	28 Mar 24
10	Water Bath	FECAL COLIFORM BACTERIA	Memmert	WNE14 / L421.0121	Technology Promotion Association (Thailand-Japan)	23TM764	27 Apr 23	26 Apr 24

Due Date of Calibration* : Based on the annual calibration plan. At least 1 time per year.

Calibration Certificate

Certificate No.: 2303074-001-01
Client name: UNITED ANALYST AND ENGINEERING CONSULTANT CO.,LTD.
Address: 3 Soi Udomsuk 41, Sukhumvit Road,
 Bangchack, Prakanong, Bangkok 10260

Page 1 of 3

Equipment:	Electronic Balance
Manufacturer:	METTLER TOLEDO
Model:	AB204-S/FACT
Serial No.:	1129361010
ID No.:	UAE.WAS.002/2552
Order No.:	2303074
Operation No.:	2303074-001
Date of Receipt:	26 May 2023
Date of Calibration:	26 May 2023

Calibrated by Mr.Pheraphat Tuanjit
Scientist

Approved by (Miss Preeyaporn JaengkarnKIT)
Vice President, Department of Laboratory Services
Responsible for the Technical Management Team

Date of Issue: 29 May 2023

The uncertainties are for a confidence probability of approximately 95%

This Certificate is issued in accordance with the conditions of accreditation granted by the Thai Laboratory Accreditation Scheme which has assessed the measurement capability of the laboratory and its traceability to recognized national standards and to the units of measurement realized at the corresponding national standards laboratory. This certificate may not be reproduced other than in full except with the prior written approval of the National Food Institute.

F-C5-009 Revision: 01 Date: 20-04-65

2008 naeasphausuns 35 naasphausuns ปรานาณันต ปรานาณันต ปรานาณันต 10700
2006 Sol 35, Aun Amarn Road, Bang Yi Khan Subdmo, Bang Phli District, Bangkok 10700, Thailand
Tel: +66(0) 2422 8628 Fax: +66(0) 2422 9545



Calibration Report

Certificate No.:	2303074-001-01	
Equipment:	Electronic Balance	Manufacturer: METTLER TOLEDO
	Model: AB204-S/FACT	Resolution: 0.0001 g
	Serial No.: 1129361010	ID No.: UAE.WAS.002/2552
	Capacity: 220 g	

Page 2 of 3

Date of Calibration: 26 May 2023 Page 2 of 3

Environment Condition: Ambient Temperature: 23.7 ± 0.1 °C Relative Humidity: 61 ± 2.2 %

Place of Calibration: Room 108 Balance Room, UNITED ANALYST AND ENGINEERING CONSULTANT CO.,LTD.

Condition of Equipment: Good Condition

Condition of This Results of Calibration:

1. Calibration Method: NPI Method W-M-001 In-House Method based on UKAS Lab 14 : 2019
2. Reference Standards:

Reference Standard	Model	Serial No.	Calibrated By	Certificate No.	Due Date
Standard Weight Class E2	1mg to 200g	B905567572	TCS	M23040535	8 April 2024

Instrument	Model	Serial No.	Calibrated By	Certificate No.	Due Date
Thermo-Hygro Meter	608-H1	NPI.BTH 018/23	Quality Reborn	QR23-0491	21 February 2024

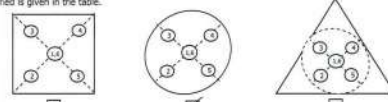
3. This certification is traceable to SL UNIT
4. This certificate was certified only for the instrument we calibrated.
5. This result of calibration was found accurate as shown on date and place of calibration only.

1. Repeatability of Reading:

Nominal Value (g)	Standard Deviation of Reading (g)
100	0.000048
200	0.000048

2. Off-Center Error:

A mass of 100 g was placed and moved to various position on pan. The balance reading obtained is given in the table.

[illegible]

F-CS-012 Revision: 01 Date: 20-04-65

Calibration Report

Certificate No.:	2303074-001-01	
Equipment:	Electronic Balance	Manufacturer: METTLER TOLEDO
Model:	AB204-S/FACT	Resolution: 0.0001 g
Serial No.:	1129361010	ID No.: UAE.WAS.002/2552
Capacity:	220 g	

Date of Calibration: 26 May 2023 Page 3 of 3

Calibration Results: (Continued)

Calibration Range: 0-200 g

Calibration Adjustment: Internal Calibration

3. Departure from Nominal Value:

Nominal Value (g)	Standard Value (g)	Average Reading (g)	Correction (g)	Uncertainty (± g)	Coverage Factor #
Unlaid	0.00000	0.0000	0.0000	0.0000988	2.00
0.01	0.01000	0.0100	0.0000	0.0000988	2.00
0.05	0.05000	0.0500	0.0000	0.0000988	2.00
0.1	0.10001	0.0999	0.0001	0.0000988	2.00
0.2	0.20001	0.1999	0.0001	0.0000988	2.00
0.5	0.50002	0.5000	0.0000	0.0000988	2.00
1	1.00000	1.0000	0.0000	0.0000989	2.00
2	2.00002	2.0000	0.0000	0.0000989	2.00
5	5.00002	5.0000	0.0000	0.0000990	2.00
10	10.00001	9.9999	0.0001	0.0000991	2.00
20	20.00003	20.0000	0.0000	0.0000995	2.00
50	50.00003	49.9999	0.0001	0.00011	2.00
70	70.00006	69.9999	0.0002	0.00013	2.00
100	100.00006	99.9999	0.0002	0.00016	2.00
150	150.00009	149.9999	0.0002	0.00021	2.00
200	200.00016	199.9998	0.0004	0.00028	2.00

The reported uncertainty of measurement was based on a standard uncertainty multiplied by a coverage factor k , providing a level of confidence of approximately 95 %.

***** End *****

F-CS-012 Revision: 01 Date: 20-04-65

2008 ๒๕๕๑-๒๕๕๒ 36 นานาชาติ กรุงเทพมหานคร 107
2008 50 36, Alun Aram Road, Bang Yai Khan Subdistr., Bang Phai Dist., Bangkok 10700 Thailand
Tel. +662 8422 8888 Fax. +662 8422 8545



Certificate of Calibration

Cert.No.: 23MM113
Page.: 1 of 3

Equipment : Electronic Balance

Manufacturer : Mettler Toledo

Model : XSR205

Serial No. : C210685394

ID No. : UAE.WAO.010/2565

Submitted by : United Analyst and Engineering Consultant Co.,Ltd
3 Soi Udomsuk 41, Sukhumvit Road,
Bangchak, Phakhanong,
Bangkok 10260

Location : Balance Room

Received order : 26 April 2023

Calibration Date : 26 April 2023

Ambient Temperature : 15 °C to 40 °C

Relative Humidity : 30 % to 90 %

Calibrated by : Mani Pattanapongpaiboon

Approved by : _____
() Pornthippa Tameyakul
() Malee Butkruea
(✓) Suwit Imjai

Issue Date : 2 May 2023

The Uncertainties are for a confidence probability of approximately 95%

This certificate may not be reproduced other than in full, except with the prior written approval of the head of Corporate Services 3: Equipment, Calibration and Testing Services.

เอกสารไม่ควบคุม



Equipment : Electronic Balance
Condition As-Received : Used Item
Reference : 2304-0459OC-2

Cert.No.: 23MM113
Page: 2 of 3

Procedure used :-

Calibration were conducted using in-house calibration procedure CP-OB01 according to direct measurement method against standard weight.

Condition of this result of calibration

1. Reference standard instruments:-

Instruments	Model	Serial No.	ID No.	Test report No.	Due date
1) Standard Weight Set (E2)	15884	24053	70RC007	MM-0010-22	20 Jan 2024

- This certificate is valid only to the item calibrated on date and place of calibration.
- This result of calibration was made on requested at the point specified by customer.
- This certificate is not certified for any commercial transaction.
- This certification is traceable to the International System of Unit.

Result of calibration () Without Adjustment (*) After Adjustment by Internal Calibration

Range capacity : 0 g to 81 g **Resolution** 0.00001 g
81 g to 220 g **Resolution** 0.0001 g

Before Adjustment :

Applied Weight (g)	Balance Reading (g)	Correction (g)	Measurement Uncertainty (± mg)	Coverage Factor (k)
80	79.99992	+0.00008	0.15	2.00
200	199.9995	+0.0005	0.29	2.00

After Adjustment :

1. Determination of the standard deviation of weighing machine (n = 10)

Applied Weight (g)	Standard Deviation of Reading (g)
80	0.000007
200	0.00004

เอกสารไม่ควบคุม



Equipment : Electronic Balance
Condition As-Received : Used Item
Reference : 2304-0459OC-2

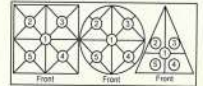
Cert.No.: 23MM113
Page: 3 of 3

Result of calibration

2. Effect of off center loading

A mass of 100 g was placed to various position on the pan.
The weighing machine reading error obtained is given in the table

Position 1 (g)	Position 2 (g)	Position 3 (g)	Position 4 (g)	Position 5 (g)
-0.0001	-0.0001	0.0000	-0.0001	-0.0001



Maximum difference between
off-center and central loading
(g)
0.0001

3. Departure from nominal value

Applied Weight (g)	Balance Reading (g)	Correction (g)	Measurement Uncertainty (± mg)	Coverage Factor (k)
Unload	0.00000	0.00000	0.014	2.11
0.05	0.04999	+0.00001	0.015	2.09
0.1	0.09999	+0.00001	0.015	2.07
1	1.00000	0.00000	0.018	2.04
5	5.00000	0.00000	0.026	2.00
20	20.00002	-0.00002	0.045	2.00
50	50.00002	-0.00002	0.080	2.00
80	80.00002	-0.00002	0.15	2.00
100	100.00000	0.00000	0.17	2.00
150	150.00000	0.00000	0.29	2.00
200	199.99999	+0.00001	0.29	2.00

The reported uncertainty of measurement was based on a standard uncertainty multiplied by a coverage factor *k*, providing a level of confidence of approximately 95 %.

-000-

เอกสารไม่ควบคุม



TECHNOLOGY PROMOTION ASSOCIATION (THAILAND-JAPAN)
CORPORATE SERVICES 3: EQUIPMENT CALIBRATION AND TESTING SERVICES
534/4 PATTANAKARN ROAD SOI 18, SUANLUANG, SUANLUANG BANGKOK 10250
TEL. 0-2717-3000-29 FAX. 0-2719-9484



Cert.No.: 23MM112
Page: 1 of 3

Certificate of Calibration

Equipment : Electronic Balance
Manufacturer : Mettler Toledo
Model : XSR205
Serial No. : C009071872
ID No. : UAE.WAO.012/2563
Submitted by : United Analyst and Engineering Consultant Co.,Ltd.
3 Soi Udomsuk 41, Sukhumvit Road,
Bangchak, Phakhanong,
Bangkok 10260
Location : Balance Room
Received order : 26 April 2023
Calibration Date : 26 April 2023
Ambient Temperature : 15 °C to 40 °C
Relative Humidity : 30 % to 90 %
Calibrated by : Man Pattanapongpaiboon
Approved by :
() Pornthippa Tameyakul
() Malee Butkruea
(✓) Suwit Imjai
Issue Date : 2 May 2023

The Uncertainties are for a confidence probability of approximately 95%

This certificate may not be reproduced other than in full, except with the prior written
Approval of the head of Corporate Services 3: Equipment Calibration and Testing Services.

เอกสารไม่ควบคุม



Equipment : Electronic Balance
Condition As-Received : Used Item
Reference : 2304-0459OC-1

Cert.No.: 23MM112
Page: 2 of 3

Procedure used :-

Calibration were conducted using in-house calibration procedure CP-OB01 according to direct measurement method against standard weight.

Condition of this result of calibration

1. Reference standard instruments:-

Instruments	Model	Serial No.	ID No.	Test report No.	Due date
1) Standard Weight Set (E2)	15884	24053	70RC007	MM-0010-22	20 Jan 2024

- This certificate is valid only to the item calibrated on date and place of calibration.
- This result of calibration was made on requested at the point specified by customer.
- This certificate is not certified for any commercial transaction.
- This certification is traceable to the International System of Unit.

Result of calibration () Without Adjustment (*) After Adjustment by Internal Calibration

Range capacity : 0 g to 81 g **Resolution** 0.00001 g
81 g to 220 g **Resolution** 0.0001 g

Before Adjustment :

Applied Weight (g)	Balance Reading (g)	Correction (g)	Measurement Uncertainty (± mg)	Coverage Factor (k)
80	80.00005	-0.00005	0.15	2.00
200	199.9999	+0.0001	0.29	2.00

After Adjustment :

1. Determination of the standard deviation of weighing machine (n = 10)

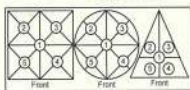
Applied Weight (g)	Standard Deviation of Reading (g)
80	0.000007
200	0.00000

เอกสารไม่ควบคุม



Equipment : Electronic Balance
Condition As-Received : Used Item
Reference : 2304-0459OC-1

Cert.No.: 23MM112
Page: 3 of 3



Maximum difference between
off-center and central loading
(g)
0.0001

2. Effect of off center loading

A mass of 100 g was placed at various position on the pan.
The weighing machine reading error obtained is given in the table

Position 1 (g)	Position 2 (g)	Position 3 (g)	Position 4 (g)	Position 5 (g)
-0.0001	-0.0001	0.0000	-0.0001	-0.0001

3. Departure from nominal value

Applied Weight (g)	Balance Reading (g)	Correction (g)	Measurement Uncertainty (± mg)	Coverage Factor (k)
Unload	0.00000	0.00000	0.014	2.13
0.05	0.05001	-0.00001	0.015	2.09
0.1	0.10001	-0.00001	0.015	2.09
1	1.00001	-0.00001	0.018	2.04
5	5.00003	-0.00003	0.026	2.00
20	20.00006	-0.00006	0.045	2.00
50	50.00006	-0.00006	0.080	2.00
80	80.00004	-0.00004	0.15	2.00
100	100.00000	0.00000	0.16	2.00
150	150.00000	0.00000	0.29	2.00
200	200.00000	0.00000	0.29	2.00

The reported uncertainty of measurement was based on a standard uncertainty multiplied by a coverage factor k , providing a level of confidence of approximately 95 %.

-o0o-

เอกสารไม่

1459000



CERT.No.: HS-U012C

Calibration Date : 1 Mar 23

Submitted by : United Analyst and Engineering Consultant Co., Ltd.
3 Soi Udomsuk 41, Sukhumvit Road, Bangchak,
Phrakhanong, Bangkok.(Head office)

Avg Room Temp : 20 °C

Avg Water Temp : 20 °C

Air Pressure : 760.00 mmHg

Salinity : 0 ppt

Model : YSI 5100

S/N : 11B101863

Probe : YSI 5010

S/N : 22B100125

ID NO. : -

Air Temp ref : S/N. E00522

Barometric ref : S/N. E00522

Water Temp ref : S/N. 11431

Technician : Kittipong M.

Calibration Details

Calibration Point	100% air sat. (@20 °C, DO = 9.09 mg/l)	(status)	(status)
Measurement 1 (mg/l)	9.09	(PASS)	-
Measurement 2 (mg/l)	9.09	(PASS)	-
Measurement 3 (mg/l)	9.09	(PASS)	-
Measurement 4 (mg/l)	9.09	(PASS)	-
Measurement 5 (mg/l)	9.09	(PASS)	-
Measurement 6 (mg/l)	9.09	(PASS)	-
Measurement 7 (mg/l)	9.08	(PASS)	-
Measurement 8 (mg/l)	9.09	(PASS)	-
Measurement 9 (mg/l)	9.08	(PASS)	-
Measurement 10 (mg/l)	9.09	(PASS)	-

Mean Measurement

Inaccuracy

Overall Status

Manufacturer Specification

Accuracy = +/- 0.02 mg/l

- This certificate is issued based on the result that are found as shown on date and place of test only.
- The calibration procedure followed in accordance with Harikul Science Co., Ltd.
- This result shall not be used for advertising purpose.

Technician Signature

(Kittipong Maekwong)

Laboratory Manager

(Supreecha Sumartiam)



มูลนิธิพัฒนาอาหาร
ศูนย์บริการข้อมูลอาหาร
Foundation for Industrial Development National Food Institute
Food Industrial Laboratory Service Center

Verification Certificate

Certificate No.: 2304455-001-01
Client name: UNITED ANALYST AND ENGINEERING CONSULTANT CO., LTD.
Address: 3 Soi Udomsuk 41, Sukhumvit Road,
Bangchack, Prakhonong, Bangkok 10260

Page 1 of 4

Equipment: Digestion Unit (Heating Block)

Manufacturer: VELP SCIENTIFICA

Model: DKL20

Serial No.: 213517

ID No.: UAE.WAS.005/2555

Order No.: 2304455

Operation No.: 2304455-001

Date of Receipt: 28 August 2023

Date of Calibration: 28-29 August 2023

Calibrated by Mr.Manas Somsak
Specialist

Approved by (Mr.Pheraphat Tuanjit)
Manager, Division of Calibration Laboratory
Responsible for the Technical Management Team

Date of Issue: 1 September 2023

The uncertainties are for a confidence probability of approximately 95 %.

This Certificate is issued in accordance with the conditions of accreditation granted by the Thai Laboratory Accreditation scheme which has assessed the measurement capability of the laboratory and its traceability to recognized national standards and to the units of measurement realized at the corresponding national standards laboratory. This certificate may not be reproduced other than in full except with the prior written approval of the National Food Institute.

FCS-009 Revision: 01 Date: 20-04-65

เอกสารไม่

nfi.com



มูลนิธิพัฒนาอาหาร
ศูนย์บริการข้อมูลอาหาร
Foundation for Industrial Development National Food Institute
Food Industrial Laboratory Service Center

Verification Report

Certificate No.: 2304455-001-01
Equipment: Digestion Unit (Heating Block)
Model: DKL20 Serial No.: 213517
Resolution: 1 °C ID No.: UAE.WAS.005/2555
Manufacturer: VELP SCIENTIFICA

Date of Calibration: 28-29 August 2023

Page 2 of 4

Location: Dry Laboratory (312), UNITED ANALYST AND ENGINEERING CONSULTANT CO., LTD.

Environment Condition:
Ambient Temperature (28 ± 1) °C
Relative Humidity (56 ± 3) %
Line Voltage (224 ± 2) Volt

Condition of this results of Calibration:

- This instrument was calibrated by insert standard thermocouples type R into its Digestion blocks and Calibration according to NFI Method W-TE-026 based on BS 4309 : 1968
- The temperature scale used was based on ITS - 90 .
- All data show below were final values and the initial data may be obtained upon request.

2. Reference Standard Instrument :

Instrument	Model	Serial No.	Certificate No.	Due Date	Through
Digital Thermometer with Thermocouple	34970A	MY4045576/MY41194453	TC23/0048	2-Jun-2024	N.M. Technical Center Laboratory

- This certificate is traceable to International System of Units (SI Units).
- This certificate was certified only for the instrument we calibrated.
- This result of calibration was found accurate as shown on date and place of calibration only.
- Condition of Calibrated item : Good

UUC* Description
Time of Record 1 Hour 6 Minute At 380 °C

- Result of Calibration : ☒ Without adjustment ☐ After adjustment.

FCS-012 Revision: 01 Date: 20-04-65

เอกสารไม่

nfi.com

Verification Report

Certificate No.: 2304455-001-01
Equipment: Digestion Unit (Heating Block)
Model: DKL20 Serial No.: 213517
Resolution: 1 °C ID No.: UAE.WAS.005/2555
Manufacturer: VELP SCIENTIFICA

Date of Calibration: 28-29 August 2023 **Page 3 of 4**
Calibration point: 380 °C
Calibration result:

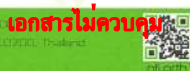
Table 1 : Reporting of Temperature

Block No.	UUC* Setting (°C)	UUC* Reading (°C)	Stability (± °C)	Standard Thermometer (°C)	Uncertainty (± °C)
1	380	380	0.16	378.59	2.0
2	380	380	0.18	378.65	2.0
3	380	380	0.18	381.62	2.0
4	380	380	0.24	380.23	2.0
5	380	380	0.26	379.86	2.0
6	380	380	0.26	380.93	2.0
7	380	380	0.25	381.11	2.0
8	380	380	0.19	382.35	2.0
9	380	380	0.26	381.55	2.0
10	380	380	0.25	380.20	2.0
11	380	380	0.29	382.08	2.0
12	380	380	0.19	382.26	2.0
13	380	380	0.19	382.26	2.0
14	380	380	0.21	382.15	2.0
15	380	380	0.12	382.15	2.0
16	380	380	0.20	381.91	2.0
17	380	380	0.15	381.09	2.0
18	380	380	0.13	381.42	2.0
19	380	380	0.13	381.77	2.0
20	380	380	0.29	382.08	2.0

Note:
- UUC* = Unit Under Calibration
- Immersion depth of standard thermometer in tube level high of sand is equal heater plate of UUC.
- Stability = One-half of the greatest maximum difference of measured temperatures at one sensors, for at least half an hour after reaching steady state.
The report uncertainty of measurement was based on standard uncertainty multiplied by coverage factor $k=2$ providing a level of confidence of approximately 95 %.

F-CS-012 Revision: 01 Date: 20-04-65

2008 อาคารพาณิชย์ 36 หมู่ 10 ถนนสุขุมวิท แขวงคลองเตย เขตคลองเตย กรุงเทพมหานคร 10110
2008 หมู่ 36, หมู่ 10 ถนนสุขุมวิท แขวงคลองเตย เขตคลองเตย กรุงเทพมหานคร 10110 Thailand
Tel : +66(0) 2422 8668 Fax : +66(0) 2422 8545

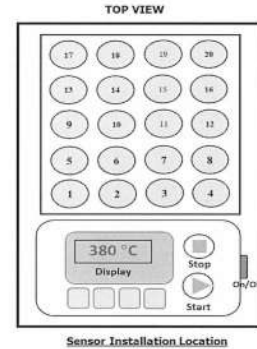


Verification Report

Certificate No.: 2304455-001-01
Equipment: Digestion Unit (Heating Block)
Model: DKL20 Serial No.: 213517
Resolution: 1 °C ID No.: UAE.WAS.005/2555
Manufacturer: VELP SCIENTIFICA

Date of Calibration: 28-29 August 2023 **Page 4 of 4**
Calibration point: 380 °C
Calibration result: Continued

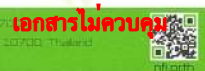
Figure 1. Location of Reference Standard and Block Diagram of Digestion Unit



----- End -----

F-CS-012 Revision: 01 Date: 20-04-65

2008 อาคารพาณิชย์ 36 หมู่ 10 ถนนสุขุมวิท แขวงคลองเตย เขตคลองเตย กรุงเทพมหานคร 10110
2008 หมู่ 36, หมู่ 10 ถนนสุขุมวิท แขวงคลองเตย เขตคลองเตย กรุงเทพมหานคร 10110 Thailand
Tel : +66(0) 2422 8668 Fax : +66(0) 2422 8545



TECHNOLOGY PROMOTION ASSOCIATION (THAILAND-JAPAN)
CORPORATE SERVICES & EQUIPMENT CALIBRATION AND TESTING SERVICES
534/4 PATTANAKARN ROAD SOI 18, SUANLUANG, SUANLUANG BANGKOK 10250
TEL: 0-2717-3008-29 FAX: 0-2719-9484



Cert. No.: 23TM373
Page: 1 of 3

Certificate of Calibration

Equipment: Hot Air Oven
Manufacturer: Memmert
Model: UF 55
Serial No.: B212.0411
ID No.: UAE.WAO.005/2556
Submitted by: United Analyst and Engineering Consultant Co., Ltd.
3 Soi Udomsuk 41, Sukhumvit Road,
Bangchak, Phrakhanong,
Bangkok 10260
Location: Lab Floor 2
Received Order: 11 April 2023
Calibration Date: 11 - 12 April 2023
Ambient Temperature: (26 ± 10) °C
Relative Humidity: (50 ± 30) %

Calibrated by: Krisda Malee

Approved by:
() Pornthippa Tameyakul
(✓) Malee Butkruea
() Suwit Imjai

Issue Date: 24 April 2023

The Uncertainties are for a confidence probability of approximately 95%

This certificate may not be reproduced other than in full, except with the prior written
Approval of the head of Corporate Services & Equipment Calibration and Testing Services.

เอกสารไม่ควบคุม

A 0053359



Equipment: Hot Air Oven
Condition As-Received: Used Item
Reference: 2304-01560C-1

Cert. No.: 23TM373
Page: 2 of 3

Procedure Used :-

Calibration were conducted using calibration procedure CP-OT02 according to direct measurement method with Data Acquisition which connected with Resistance Temperature Detector (RTD) and Thermocouple Type T.

The temperature scale used was based on ITS-90.

Condition of this result of calibration

1. Reference standard instrument:-

Instrument	Model	Serial No.	Cert. No.	Due Date
1) Data Acquisition	34972A	MY59003411	22LM165	26 Nov 2023

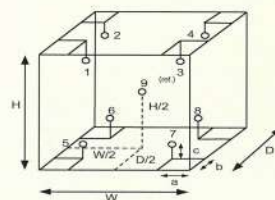
2. This certificate is valid only to the item calibrated on date and place of calibration.

3. This certification is traceable to the International System of Unit.

Result of Calibration :- (°) Without Adjustment

Function of UUC* : Temperature Source

Fresh air setting : Close



Probe Installation Details :
a = 5.0 cm
b = 5.0 cm
c = 5.0 cm
Dimension of Chamber :
D = 0.50 m
W = 0.80 m
H = 0.75 m
Capacity = 0.30 m³

Environment during calibration		
	Beginning	Finished
Temp. (°C)	27	28
REL.Humid. (%)	45	44
AC Supply (Volt)	221	220

Ref. Std. ID No. : @ Calibration Point		
Position :	(120 to 180) °C	(104) °C
1	18-20TC-01	20RTD-2/1
2	18-20TC-02	20RTD-2/2
3	18-20TC-03	20RTD-2/3
4	18-20TC-04	20RTD-2/4
5	18-20TC-05	20RTD-2/5
6	18-20TC-06	20RTD-2/6
7	18-20TC-07	20RTD-2/7
8	18-20TC-08	20RTD-2/8
9 (ref.)	18-20TC-09	20RTD-2/9

เอกสารไม่ควบคุม

a 1158261



Equipment : Hot Air Oven
 Condition As-Received : Used Item
 Reference : 2304-0156OC-1
 Result of Calibration :- (°) Without Adjustment
 Function of UUC* : Temperature Source
 Fresh air setting : Close

Cert. No.: 23TM373
 Page : 3 of 3

Calibration Point (°C)	UUC* Setting (°C)	UUC* Reading (°C)	Temperature stability (± °C)	Temperature uniformity (°C)	Overall Variation (°C)	Coverage Factor k
104.0	104.0	104.0	0.054	0.59	0.95	2
120.0	120.0	120.0	0.12	0.89	1.5	2
180.0	180.0	180.0	0.12	1.5	2.5	2

Calibration Point (°C)	Measured Temperature (°C)									Uncertainty (± °C)
	Position									
	1	2	3	4	5	6	7	8	9 (ref.)	
104.0	104.512	104.016	104.542	104.407	103.704	103.729	104.167	104.158	104.001	0.42
120.0	120.317	119.768	120.524	120.232	119.363	119.209	119.888	119.797	119.735	1.1
180.0	180.878	179.819	181.357	180.871	179.303	179.139	180.230	180.055	179.960	1.1

Average* : The average of 30 values in each position.

Temperature stability : One-half of the greatest maximum difference of measured temperature at any one sensor.
 Temperature uniformity : The maximum difference of measured temperatures at any sensors and the measured temperature at the reference location which are observed at the same time or at as close an observation time as possible to determine the temperature pattern or homogeneity within the chamber under steady-state conditions.

Overall Variation : The Difference of the maximum and minimum measured temperatures throughout observation.

UUC* : Unit Under Calibration

Note : The reported uncertainty of measurement was included stability and excluded uniformity .

The reported uncertainty of measurement was based on a standard uncertainty multiplied by a coverage factor k, providing a level of confidence of approximately 95 %.

-000-

เอกสารไม่ควบคุม

a 1158260



Certificate of Calibration

Equipment: Cooled Incubator
 Model: KB 400
 Serial No.(or ID): 20220000022479
 Manufacturer: Binder
 Condition: New
 Shelves(pc.): 5

Certificate No.: C31231678
 Issued Date: 10 August 2023
 Job No.: WO-00002652
 Page: 1 of 3
 Ventilation Valve: None

Customer: United Analyst and Engineering Consultant Company Limited.
 3 Soi Udomsuk 41 Sukhumvit Road,
 Bangkok, Prakanong, Bangkok 10260 Thailand.

Environment Condition: Temperature: 25 °C ± 1.9 °C
 Humidity: 49 %RH ± 5.3 %RH
 Voltage: 232 VAC ± 1.2 VAC

Calibration Place: United Analyst and Engineering Consultant Company Limited. (Control Area)
 3 Soi Udomsuk 41 Sukhumvit Road,
 Bangkok, Prakanong, Bangkok 10260 Thailand.

Calibration By: Mr. Thanakrit Raksapol
 Calibration Date: 07 August 2023
 The Method used: In house method, CAL-WI-16, base on TLAS-G20
 Traceability: This certificate is traceable to the SI Units maintained by National Institute of Metrology (NIMT), Thailand through DKSH Technology Limited.
 Certificate No. C10230019

(Mr. Thanakrit Raksapol)

Person in charge

(Mr. Udon Srichana)

Authorized signatory

This certificate is issued the units of measurement according to the International System of Units (SI). It provides traceability of measurement to international or national standard or other recognized national standard laboratories.

The measurement uncertainty stated is the expanded uncertainty which is obtained from the standard uncertainty multiplied by the coverage factor (k=2) to provide a level of confidence of approximately 95%. It is determined in accordance with the Guide to Expression of Uncertainty in Measurement (GUM).

These results may be affected by deviations from specified conditions. The results relate only to the items tested, calibrated or sampled. The report shall not be reproduced except in full without approval of DKSH Technology Limited.

บริษัท เทคโนโลยี จำกัด
 DKSH Technology Limited
 2533 หมู่ 4 ถนนสุขุมวิท แขวงคลองเตย เขตคลองเตย กรุงเทพมหานคร 10260
 2533 Sukhumvit Road, Bangkok, Prakanong, Bangkok 10260
 Phone: +66 2639 7000 Email: info.calibration@dksh.com Website: www.dksh.com/scientific-thailand

Delivering Growth - in Asia and Beyond.

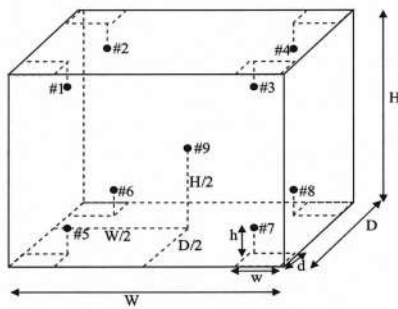
เอกสารไม่ควบคุม

CAL-FM-C31-10: 12 Sep 2022



Certificate No.: C31231678

Page: 2 of 3



Standard Installation Locations

Volume (Calibration Zone)= 193 (Liters)

Inside chamber: W = 65 (cm) D = 49 (cm) H = 127 (cm)

Standard Locations (#1, #2, #3, #4): w = 7 (cm) d = 5 (cm) h = 15 (cm)

Standard Locations (#5, #6, #7, #8): w = 7 (cm) d = 5 (cm) h = 15 (cm)

#9: Geometric center of the chamber

Position of Std	#1	#2	#3	#4	#5	#6	#7	#8	#9
Channel of Logger	301	302	303	304	305	306	307	308	309

Definitions

Indicating Temperature: The average reading of Indicating device which forms the integral part of the enclosure.

Measured Temperature: The average reading of standards at any positions or location.

Measured Uniformity: The maximum difference of measured temperatures between of any probes and the measured temperature at the reference location which are observed at same time or at close observation time as possible to determine the temperature pattern or homogeneity with the chamber at steady-state. The reference probe is preferably located in the geometric center of the chamber.

Measured Stability: The one-half of greatest maximum difference of measured temperatures at any one probe.

Overall Variation: The difference of maximum and minimum measured temperatures throughout observation time.

บริษัท เทคโนโลยี จำกัด
 DKSH Technology Limited
 2533 หมู่ 4 ถนนสุขุมวิท แขวงคลองเตย เขตคลองเตย กรุงเทพมหานคร 10260
 2533 Sukhumvit Road, Bangkok, Prakanong, Bangkok 10260
 Phone: +66 2639 7000 Email: info.calibration@dksh.com Website: www.dksh.com/scientific-thailand

Delivering Growth - in Asia and Beyond.

เอกสารไม่ควบคุม

CAL-FM-C31-10: 12 Sep 2022



Certificate No.: C31231678

Page: 3 of 3

Calibration Results:

Without adjustment

Measurement Temperature at Spread Locations, Indicating of Unit Under Calibration: 35.0 °C

Locations	Measured Temperature (°C)	Correction of UUC. (°C)	Uncertainty (± °C)
#1	35.11	0.11	0.23
#2	35.04	0.04	0.23
#3	35.03	0.03	0.23
#4	35.13	0.13	0.23
#5	35.02	0.02	0.23
#6	35.07	0.07	0.23
#7	34.97	-0.03	0.23
#8	34.97	-0.03	0.23
#9	35.10	0.10	0.23

Temperature Distribution

Desired (°C)	Setting (°C)	Indicating (°C)	Measured Temperature at Spread Locations (°C)									Uncertainty (± °C)*
			#1	#2	#3	#4	#5	#6	#7	#8	#9	
35.0	35.0	35.0	35.11	35.04	35.03	35.13	35.02	35.07	34.97	34.97	35.10	0.23

Chamber Characterization

Indicating (°C)	Measured Uniformity (°C)	Measured Stability (± °C)	Overall Variation (°C)
35.0	0.16	0.04	0.22

Note: * Maximum uncertainty of the each position

The End of Certificate

บริษัท เทคโนโลยี จำกัด
 DKSH Technology Limited
 2533 หมู่ 4 ถนนสุขุมวิท แขวงคลองเตย เขตคลองเตย กรุงเทพมหานคร 10260
 2533 Sukhumvit Road, Bangkok, Prakanong, Bangkok 10260
 Phone: +66 2639 7000 Email: info.calibration@dksh.com Website: www.dksh.com/scientific-thailand

Delivering Growth - in Asia and Beyond.

เอกสารไม่ควบคุม

CAL-FM-C31-10: 12 Sep 2022

Statements of conformity:

This conformity certificate documents the validity of the following statements of conformity based on the measurement results of corresponding calibration certificate:

The correction of indication determined during calibration are under given measurement and environmental conditions and considering the expanded measurement uncertainty (coverage probability 95%) within the specification. The given measurement uncertainty already includes other all effects by according to the standard method, TLAS-G20. Therefore, those parameters have not been assessed separately.

Tolerance and Decision rules:

Assessment of the conformity of the measurement device are done based on direct comparison of the relevant measurement results with the tolerances and decision rule are prescribed by the customer.

- Decision rule:** ☐ Choice A Binary Statement for Simple Acceptance Rule ($w = 0$), Specific Risk < 50% PFA.
- ☒ Choice B Non-binary statement with guard band ($w = 1$ U), Pass or Fail Specific Risk < 2.5% PFA and Condition Pass or Condition Fail Specific Risk < 50% PFA.
- ☐ Choice C Customer defined, Customers may define arbitrary multiple of r to have applied as guard band ($w = r$ U).
- ; PFA - Probability of False Accept

(Mr. Udon Srichana)
Authorized signatory

Without adjustment

Desired Temperature : 35.0°C Tolerances : 0.5 °C

Measurement Temperature at Spread Locations, Indicating of Unit Under Calibration: 35.0 °C

Locations	Measured (°C)	Correction* (°C)	Guard band (W) (± °C)	Tolerance (± °C)	Conformity
#1	35.11	0.11	0.23	0.5	Pass
#2	35.04	0.04	0.23	0.5	Pass
#3	35.03	0.03	0.23	0.5	Pass
#4	35.13	0.13	0.23	0.5	Pass
#5	35.02	0.02	0.23	0.5	Pass
#6	35.07	0.07	0.23	0.5	Pass
#7	34.97	-0.03	0.23	0.5	Pass
#8	34.97	-0.03	0.23	0.5	Pass
#9	35.10	0.10	0.23	0.5	Pass

Correction* = Measured Temperature - Desired Temperature

The validity of the statements of conformity cannot be guaranteed for different places of use, environmental conditions or improper use.

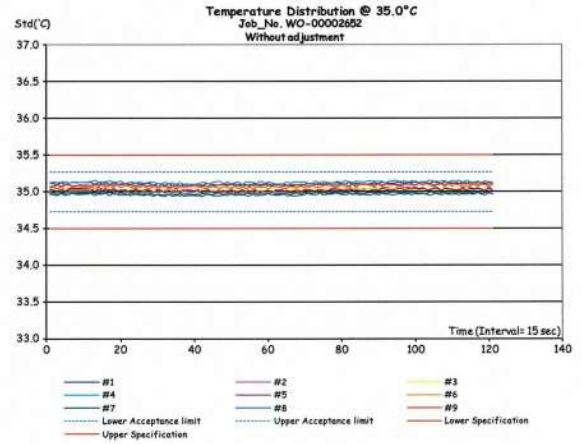
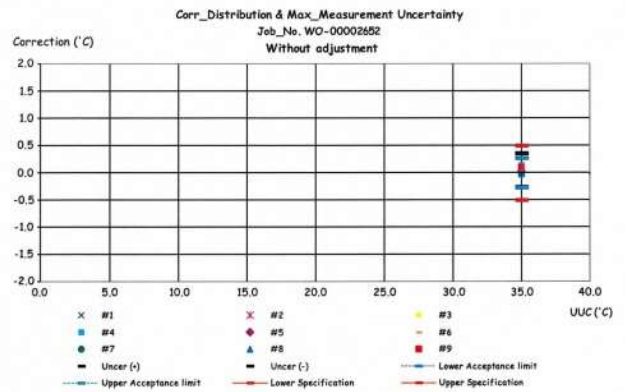
The End of Statements of Conformity

DKSH Technology Limited
2533 Sukhumvit Road, Bangkok, Prachinbong, Bangkok 10260
Phone: +66 2639 7000 Email: info.calibration@dksh.com Website: www.dksh.com/scientific-thailand

Delivering Growth - in Asia and Beyond.

เอกสารไม่ควบคุม

CAL-FM-C31-10; 12 Sep 2022



เอกสารไม่ควบคุม

ใบตรวจสอบสภาพเครื่องควบคุมอุณหภูมิ

เลขที่ใบงาน: WO-00002652

ชนิดเครื่องมือ: Cooled Incubator

รุ่น: KB 400

หมายเลขเครื่อง: 20220000022479.000

ตรวจสอบ (รับ)	รายการตรวจสอบ	ตรวจสอบ (ส่ง)	หมายเหตุ
ปกติ	ไม่ปกติ	ปกติ	ไม่ปกติ
General			
<input checked="" type="checkbox"/>	<input type="checkbox"/>	<input checked="" type="checkbox"/>	<input type="checkbox"/>
<input checked="" type="checkbox"/>	<input type="checkbox"/>	<input checked="" type="checkbox"/>	<input type="checkbox"/>
<input checked="" type="checkbox"/>	<input type="checkbox"/>	<input checked="" type="checkbox"/>	<input type="checkbox"/>
<input checked="" type="checkbox"/>	<input type="checkbox"/>	<input checked="" type="checkbox"/>	<input type="checkbox"/>
<input checked="" type="checkbox"/>	<input type="checkbox"/>	<input checked="" type="checkbox"/>	<input type="checkbox"/>
<input type="checkbox"/>	<input type="checkbox"/>	<input type="checkbox"/>	<input type="checkbox"/>
<input checked="" type="checkbox"/>	<input type="checkbox"/>	<input checked="" type="checkbox"/>	<input type="checkbox"/>
<input checked="" type="checkbox"/>	<input type="checkbox"/>	<input checked="" type="checkbox"/>	<input type="checkbox"/>
<input checked="" type="checkbox"/>	<input type="checkbox"/>	<input checked="" type="checkbox"/>	<input type="checkbox"/>
<input type="checkbox"/>	<input type="checkbox"/>	<input type="checkbox"/>	<input type="checkbox"/>
<input checked="" type="checkbox"/>	<input type="checkbox"/>	<input checked="" type="checkbox"/>	<input type="checkbox"/>
<input checked="" type="checkbox"/>	<input type="checkbox"/>	<input checked="" type="checkbox"/>	<input type="checkbox"/>

ชื่อเจ้าหน้าที่:

Mr. Thanakrit Raksapol
Service Engineer

เอกสารไม่ควบคุม

FOSS

Customer Service Report

FOSS South East Asia
3388 Siriraj Building, 25th - 26th Floor, Unit No. 3388/90,
Rama IV Road, Klongton, Klongtoey, Bangkok, Thailand 10110

Report No: 8411

Date: 29/05/23
Customer: UAE
Instrument: KT8100
Address: Bangkok, Thailand
Serial: 91829052

Hours: Start 07:00, Finish 08:30
Travel To Customer: 1.5 hr
Labour: 0h100, 15106, 6hr.
Travel From Customer: 1h130, 18:30, 2hr

Application	Special	Standard
Normal	Courtesy Visit	Installation
Distributor	PMA Onboarding	Quote
Internal	Warranty	Repair
Digital Service	Sales Support	Remote
		Other

PO/Quote Number: If applicable

PMA Type: If applicable Contract No. If applicable

Details of Work / Test	Condition / Status
- ตรวจสอบ Function Lat ก่อนเข้า PM	OK
- ทำการปรับ Part On site PM - kit 800/800 12 hr	OK
- ตรวจสอบอุณหภูมิ Heatin Coil = 32.3 °C	OK
- ตรวจสอบอุณหภูมิ Fresh head Steam generator	OK
- ตรวจสอบอุณหภูมิ Steam valve = 54.8 °C	OK
- ตรวจสอบอุณหภูมิ Condenser Water Cooling Valve A/B = 54.2 °C	OK
- ตรวจสอบอุณหภูมิ Hot water kcal → 100 ml / 100 ml → 51 ml	OK
- ตรวจสอบอุณหภูมิ Cold water kcal → 170 ml	OK
- ทำการปิดระบบ & On site Recovery = 100 %	OK

Instrument Ready for Use: ☒ OK, ☐ Not OK, If not OK - Comment

Part No.	Batch	Description	Qty
50031807	18.07.2022	Fung PM kit KT8100/8100 12 hr	1

I confirm this report is accurate and complete
Signed FOSS: [Signature], Signed Customer: [Signature]
Name: [Name], Name: [Name]

Would you be willing to participate in a brief survey in order to tell us how we performed? [Signature]

DKSH Technology Limited
2533 Sukhumvit Road, Bangkok, Prachinbong, Bangkok 10260
Phone: +66 2639 7000 Email: info.calibration@dksh.com Website: www.dksh.com/scientific-thailand

Delivering Growth - in Asia and Beyond.

เอกสารไม่ควบคุม



Cert.No.: 23CH420
Page.: 1 of 3

Certificate of Calibration

Equipment : pH Meter
Manufacturer : Horiba
Model : LAQUA-PH210
Serial No. : HA0E0009
ID No. : UAE.EFM.071/2564(EFM pH.04/64)
Condition As-Received: Used Item
Received Date : 28 March 2023
Calibration Date : 29-30 March 2023
Reference : 2303-1001WSC-3
Submitted by : United Analyst and Engineering Consultant Co., Ltd.
3 Soi Udomsuk 41, Sukhumvit Road,
Bangchak, Phrakhanong, Bangkok 10260
Ambient Temperature : (25 ± 2.5) °C
Relative Humidity : (50 ± 15) %
Calibration Procedure :
In - house method :
- CP-CH5 by direct measurement with standard
voltage calibrator and direct measurement with
certified reference material (CRM)
- CP-CH8 by comparison with standard thermometer

Calibrated by : Warakorn Lerngagtrakul

Approved by :

(/) Malee Butkruea
() Saitip Meangmai
() Warakorn Lerngagtrakul

Issue Date : 31 March 2023

The Uncertainties are for a confidence probability of approximately 95%

This certificate may not be reproduced other than in full, except with the prior written
Approval of the head of Corporate Services 3: Equipment Calibration and Testing Services.

เอกสารไม่ควบคุม



Condition of this calibration result

1. Reference Standard Instrument : -

Instrument	Serial No.	ID No.	Cert. No.	Due Date
1) Document Process Calibrator	54030049	130RC116	22E2769	24 Aug 2023
2) Ref. Standard Thermometer	4982054	110RC044	2211306	27 Oct 2023

This certification is traceable to the International System of Unit maintained at:-
- Traceable to National Institute of Metrology (Thailand), NIMT

2. Certified Reference Materials : The measurement results are traceable to SI through CPA chem Ltd.,
ANSI-ASQ National Accreditation Board, Accredited No. AR-1835

Buffer Solution	Manufacturer	Lot No.	Exp. date
pH 4.008	CPA chem	863832	28 Dec 2024
pH 6.987	CPA chem	826589	09 July 2023
pH 10.010	CPA chem	863835	28 Dec 2023

3. This certificate is valid only to the item calibrated on date and place of calibration.

Calibration Results

Function : mV Measurement

Performing standard curve by Fluke at pH (4,7)(7,10)

Unit Under Calibration	Nominal Value	Standard Voltage Input	Actual Reading		Uncertainty of Measurement	Coverage factor
	pH	mV	mV	pH	(±mV)	k
pH Meter S/N.: HA0E0009	4.00	177.48	177.4	4.01	0.058	2.00
	7.00	0.00	0.0	6.99	0.058	2.00
	7.00	0.00	0.0	7.00	0.058	2.00
	10.00	-177.48	-177.5	10.01	0.058	2.00

เอกสารไม่ควบคุม



Cert.No.: 23CH420
Page.: 3 of 3

Calibration Results

Function : pH Measurement

Performing three buffers standard curve by using buffer nominal pH (4,7)(7,10)

Unit Under Calibration	Standard pH Buffer Solution	Actual pH Reading	Actual mV Reading (mV)	Uncertainty of pH measurement (±)	Coverage factor k
pH Electrode S/N.: Q92M0159	4.008	4.01	183.1	0.0085	2.05
	6.987	6.99	9.5	0.011	2.00
	6.987	6.99	9.0	0.011	2.00
	10.010	10.01	-165.7	0.011	2.07

Function : Temperature Measurement

(*) Without adjustment

This equipment was connected with Temperature Probe;

- Model : 9652-10D
- Serial No. : Q92M0159

Dimension of probe;

- Length : 107 mm
- Diameter : 16 mm
- Immersion Depth : 100 mm

Calibration Point (°C)	Standard Temperature (°C)	UUC* Reading (°C)	Error (°C)	Uncertainty of measurement (± °C)	Coverage factor k
25.0	25.002	25.0	-0.002	0.13	2.00
30.0	30.003	30.0	-0.003	0.13	2.00
35.0	35.001	35.0	-0.001	0.13	2.00

Remark : - UUC* = Unit Under Calibration

The reported uncertainty of measurement was based on a standard uncertainty multiplied by a coverage factor k, providing a level of confidence of approximately 95 %.

-o0o-

เอกสารไม่ควบคุม



Cert. No.: 23TM764
Page : 1 of 3

Certificate of Calibration

Equipment : Water Bath
Manufacturer : Memmert
Model : WNE 14
Serial No. : L421.0121
ID No. : UAE.MIC.015/2565
Submitted by : United Analyst and Engineering Consultant Co., Ltd.
3 Soi Udomsuk 41, Sukhumvit Road,
Bangchak, Phrakhanong,
Bangkok 10260
Location : Microbiology Laboratory (302)
Received Order : 27 April 2023
Calibration Date : 27 April 2023
Ambient Temperature : (26 ± 10) °C
Relative Humidity : (50 ± 30) %
Calibrated by : Preecha Hlahib
Approved by :

() Pornthippa Tameyakul
(/) Malee Butkruea
() Suwit Imjai

Issue Date : 11 May 2023

The Uncertainties are for a confidence probability of approximately 95%

This certificate may not be reproduced other than in full, except with the prior written
Approval of the head of Corporate Services 3: Equipment Calibration and Testing Services.

เอกสารไม่ควบคุม



Equipment : Water Bath
Condition As-Received : Used Item
Reference : 2304-04610C-3
Cert. No.: 23TM764
Page : 2 of 3

Procedure Used :-

Calibration were conducted using in-house calibration procedure CP-OT04 according to direct measurement method with Data Acquisition which connected with Industrial Platinum Resistance Thermometer (IPRT).

The temperature scale used was based on ITS-90.

Condition of this result of calibration

1. Reference standard instrument:-

Instrument	Model	Serial No.	Cert. No.	Due Date
1) Data Acquisition	34972A	MY59003411	22LM165	26 Nov 2023

2. This certificate is valid only to the item calibrated on date and place of calibration.

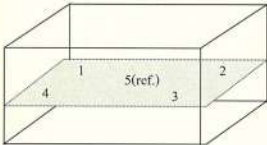
3. This certification is traceable to the International System of Unit.

Result of Calibration :- (*) Without Adjustment

Function of UUC* : Temperature Source

Heat transfer medium used : Water

	Environmental		AC Voltage Supply
	(°C)	(%R.H.)	(Volt)
Beginning of Calibration	23	69	220
Finished of Calibration	22	73	221



Front

Position :	Ref. Std. ID No.:
1	4804539-001
2	4804539-002
3	4804539-003
4	4804539-004
5(ref.)	4804539-005

เอกสารไม่คว



Equipment : Water Bath
Condition As-Received : Used Item
Reference : 2304-04610C-3
Cert. No.: 23TM764
Page : 3 of 3
Result of Calibration :- (*) Without Adjustment
Function of UUC* : Temperature Source

Calibration point (°C)	UUC* Setting (°C)	UUC* Reading (°C)	Average* Standard Reading (°C)					Uncertainty (± °C)
			Position					
			1	2	3	4	5 (ref.)	
44.5	44.5	44.5	44.370	44.339	44.379	44.413	44.372	0.15

Calibration point (°C)	Uniformity (°C)	Stability (± °C)	Coverage Factor k
44.5	0.097	0.030	2

Average* : The average of 30 values in each position.

Uniformity : The maximum difference of measured temperatures at any sensors and the measured temperature at the reference location which are observed at the same time or at as close an observation time as possible to determine the temperature pattern or homogeneity within the chamber under steady-state conditions.

Stability : One-half of the greatest maximum difference of measured temperature at any one probe.

UUC* : Unit Under Calibration

Note : The reported uncertainty of measurement was included stability and excluded uniformity.

The reported uncertainty of measurement was based on a standard uncertainty multiplied by a coverage factor *k*, providing a level of confidence of approximately 95 %.

-o0o-

เอกสารไม่คว

ภาคผนวก จ

หนังสือขึ้นทะเบียนห้องปฏิบัติการวิเคราะห์

ที่ อก ๐๓๑๐(๑)/ ๘ ๗ ๒ ๕



กรมโรงงานอุตสาหกรรม
ถนนพระรามที่ ๖ แขวงทุ่งพญาไท
เขตราชเทวี กรุงเทพฯ ๑๐๔๐๐

๒ ๕ พฤษภาคม ๒๕๖๖

เรื่อง เปลี่ยนแปลงบุคลากรของห้องปฏิบัติการวิเคราะห์

เรียน กรรมการผู้จัดการ บริษัท ยูโนเด็ค แอนนาลิสต์ แอนด์ เอ็นจิเนียริ่ง คอนซัลแตนท์ จำกัด

อ้างถึง คำขอขึ้นทะเบียน/ต่ออายุ/เปลี่ยนแปลงบุคลากร และชนิดสารมลพิษของห้องปฏิบัติการวิเคราะห์เอกชน
ลงวันที่ ๑๖ พฤษภาคม ๒๕๖๖

ตามหนังสือที่อ้างถึง บริษัท ยูโนเด็ค แอนนาลิสต์ แอนด์ เอ็นจิเนียริ่ง คอนซัลแตนท์ จำกัด
ห้องปฏิบัติการวิเคราะห์เอกชน เลขทะเบียน ๖-๑๔๕ สถานที่ตั้งเลขที่ ๓ ซอยอุดมสุข ๔๑ ถนนสุขุมวิท แขวงบางจาก
เขตพระโขนง กรุงเทพมหานคร ขอเปลี่ยนแปลงบุคลากรของห้องปฏิบัติการวิเคราะห์ ความละเอียดแจ้งแล้ว นั้น

กรมโรงงานอุตสาหกรรมพิจารณาแล้ว มีความเห็นดังนี้

๑. ให้ออกเลิกเจ้าหน้าที่ประจำห้องปฏิบัติการวิเคราะห์ จำนวน ๕ ราย

๑) นางสาวพริดา เจริญชัยสมบัติ ทะเบียนเลขที่ ๖-๑๔๕-๖-๐๐๓๐

๒) นายสงกรานต์ มาลัยทอง ทะเบียนเลขที่ ๖-๑๔๕-๖-๐๐๔๗

๓) นางสาวธรรณ คุนมาพันธ์ชัย ทะเบียนเลขที่ ๖-๑๔๕-๖-๐๐๔๒

๔) นางสาวอนกรณ ลาพรมะ ทะเบียนเลขที่ ๖-๑๔๕-๖-๐๐๓๐

๕) นางสาวสุภาวดี จันทร์ประทีป ทะเบียนเลขที่ ๖-๑๔๕-๖-๐๐๓๕

๒. ให้เพิ่มเจ้าหน้าที่ประจำห้องปฏิบัติการวิเคราะห์ จำนวน ๔ ราย

๑) นางสาววิภา ฝ้ายสิงห์ ทะเบียนเลขที่ ๖-๑๔๕-๖-๐๐๓๓

๒) นางสาวเออริน สุจริต ทะเบียนเลขที่ ๖-๑๔๕-๖-๐๐๔๔

๓) นางสาวเพ็ญพิชชา รอดทอง ทะเบียนเลขที่ ๖-๑๔๕-๖-๐๐๔๕

๔) นางสาวณิชา แสงสว่าง ทะเบียนเลขที่ ๖-๑๔๕-๖-๐๐๔๖

อนึ่ง หนังสือฉบับนี้จะหมดอายุพร้อมหนังสือต่ออายุขึ้นทะเบียนห้องปฏิบัติการวิเคราะห์
เอกชน คือในวันที่ ๒ กุมภาพันธ์ ๒๕๖๘ ทั้งนี้ สามารถยื่นคำขอผ่านระบบอิเล็กทรอนิกส์ได้ที่หน้าเว็บไซต์
กรมโรงงานอุตสาหกรรม

จึงเรียนมาเพื่อทราบ

ขอแสดงความนับถือ

(นายประจักษ์ ดำรงพงษ์)
ผู้อำนวยการกองส่งเสริมและคุ้มครองสิ่งแวดล้อม
ปฏิบัติการทางเคมีและชีวเคมี กรมโรงงานอุตสาหกรรม

UNITED ANALYST AND ENGINEERING
CONSULTANT COMPANY LIMITED

สำเนาถูกต้อง

กองวิจัยและเตือนภัยมลพิษโรงงาน

กลุ่มมาตรฐานวิธีการวิเคราะห์ทดสอบมลพิษและทะเบียนห้องปฏิบัติการ

โทร. ๐ ๒๕๓๐ ๖๓๑๒ ต่อ ๒๑๐๓-๕

โทรสาร ๐ ๒๕๓๐ ๖๓๑๒ ต่อ ๒๑๔๕

ไปรษณีย์อิเล็กทรอนิกส์ sarabang@diw.mail.go.th



"อุตสาหกรรมก้าวไกล ประเทศไทยก้าวหน้า ร่วมกันพัฒนา อุตสาหกรรมสีเขียว"



- ๒ -

อนึ่ง หนังสือฉบับนี้จะหมดอายุพร้อมหนังสือต่ออายุขึ้นทะเบียนห้องปฏิบัติการวิเคราะห์เอกชน
ที่ อก ๐๓๑๐(๑)/๘๘๙๙ ลงวันที่ ๕ กุมภาพันธ์ ๒๕๖๘ คือในวันที่ ๒ กุมภาพันธ์ ๒๕๖๘ ทั้งนี้ สามารถยื่นคำขอ
ผ่านระบบอิเล็กทรอนิกส์ได้ที่หน้าเว็บไซต์กรมโรงงานอุตสาหกรรม ตาม QR Code ด้านหนังสือฉบับนี้

จึงเรียนมาเพื่อทราบ

ขอแสดงความนับถือ

(นายประจักษ์ ดำรงพงษ์)
ผู้อำนวยการกองส่งเสริมและคุ้มครองสิ่งแวดล้อม
ปฏิบัติการทางเคมีและชีวเคมี กรมโรงงานอุตสาหกรรม



ยื่นคำขอผ่านระบบอิเล็กทรอนิกส์

กองวิจัยและเตือนภัยมลพิษโรงงาน

กลุ่มมาตรฐานวิธีการวิเคราะห์ทดสอบมลพิษและทะเบียนห้องปฏิบัติการ

โทร. ๐ ๒๕๓๐ ๖๓๑๒ ต่อ ๒๑๐๓-๕ โทรสาร ๐ ๒๕๓๐ ๖๓๑๒ ต่อ ๒๑๔๕

ไปรษณีย์อิเล็กทรอนิกส์ sarabang@diw.mail.go.th

UAE
UNITED ANALYST AND ENGINEERING
CONSULTANT COMPANY LIMITED

สำเนาถูกต้อง



"อุตสาหกรรมก้าวไกล ประเทศไทยก้าวหน้า ร่วมกันพัฒนา อุตสาหกรรมสีเขียว"



ที่ อก ๐๓๑๐(๑)/ ๖ ๐ ๒ ๘



กรมโรงงานอุตสาหกรรม
ถนนพระรามที่ ๖ แขวงทุ่งพญาไท
เขตราชเทวี กรุงเทพฯ ๑๐๔๐๐

๒ ๒ มีนาคม ๒๕๖๖

เรื่อง เปลี่ยนแปลงบุคลากรและสารมลพิษที่วิเคราะห์

เรียน กรรมการผู้จัดการ บริษัท ยูโนเด็ค แอนนาลิสต์ แอนด์ เอ็นจิเนียริ่ง คอนซัลแตนท์ จำกัด

อ้างถึง คำขอขึ้นทะเบียน/ต่ออายุ/เปลี่ยนแปลงบุคลากร และชนิดสารมลพิษของห้องปฏิบัติการวิเคราะห์เอกชน
ลงวันที่ ๓๐ มกราคม ๒๕๖๖

สิ่งที่ส่งมาด้วย เอกสารแนบท้ายหนังสือเปลี่ยนแปลงบุคลากรและสารมลพิษที่วิเคราะห์

บริษัท ยูโนเด็ค แอนนาลิสต์ แอนด์ เอ็นจิเนียริ่ง คอนซัลแตนท์ จำกัด จำนวน ๒ แผ่น

ตามหนังสือที่อ้างถึง บริษัท ยูโนเด็ค แอนนาลิสต์ แอนด์ เอ็นจิเนียริ่ง คอนซัลแตนท์ จำกัด
ห้องปฏิบัติการวิเคราะห์เอกชน เลขทะเบียน ๖-๑๔๕ สถานที่ตั้งเลขที่ ๓ ซอยอุดมสุข ๔๑ ถนนสุขุมวิท
แขวงบางจาก เขตพระโขนง กรุงเทพมหานคร ขอเปลี่ยนแปลงบุคลากรและสารมลพิษที่วิเคราะห์
ความละเอียดแจ้งแล้ว นั้น

กรมโรงงานอุตสาหกรรมพิจารณาแล้ว มีความเห็นดังนี้

๑. ให้ออกเลิกเจ้าหน้าที่ประจำห้องปฏิบัติการวิเคราะห์ จำนวน ๒ ราย

๑) นายวิญญู สุวรรณราช ทะเบียนเลขที่ ๖-๑๔๕-๖-๐๐๓๖

๒) นายพิพัฒน์ ศันสนกุล ทะเบียนเลขที่ ๖-๑๔๕-๖-๐๐๕๗

๒. ให้เพิ่มเจ้าหน้าที่ประจำห้องปฏิบัติการวิเคราะห์ จำนวน ๑๑ ราย

๑) นางสาวอรุณา ประสานศิริ ทะเบียนเลขที่ ๖-๑๔๕-๖-๐๐๓๖

๒) นายนพพล เมื่อนิยม ทะเบียนเลขที่ ๖-๑๔๕-๖-๐๐๓๓

๓) นายศุภกร สวนศรี ทะเบียนเลขที่ ๖-๑๔๕-๖-๐๐๓๔

๔) นายคณพล ศิลาพันธ์ ทะเบียนเลขที่ ๖-๑๔๕-๖-๐๐๓๕

๕) นายโชคชัย พุ่มไส ทะเบียนเลขที่ ๖-๑๔๕-๖-๐๐๓๖

๖) นายนวชัย กลิ่นบ้านเกาะ ทะเบียนเลขที่ ๖-๑๔๕-๖-๐๐๓๗

๗) นายธีรวัฒน์ ธรรมสุวรรณ ทะเบียนเลขที่ ๖-๑๔๕-๖-๐๐๓๘

๘) นายนิรพนธ์ ชะขุนทด ทะเบียนเลขที่ ๖-๑๔๕-๖-๐๐๓๙

๙) นางสาวณัฐกฤตา พลนิกรกิจ ทะเบียนเลขที่ ๖-๑๔๕-๖-๐๐๔๐

๑๐) นางสาวนิภาพร พงษ์บุรินทร์ ทะเบียนเลขที่ ๖-๑๔๕-๖-๐๐๔๑

๑๑) นางสาวพริดา ขจรเนติบุตร ทะเบียนเลขที่ ๖-๑๔๕-๖-๐๐๔๒

๓. ให้เพิ่มขอบข่ายสารมลพิษที่วิเคราะห์เป็น ตามสิ่งที่ส่งมาด้วย

UAE
UNITED ANALYST AND ENGINEERING
CONSULTANT COMPANY LIMITED

สำเนาถูกต้อง

อนึ่ง...

เอกสารแนบท้ายหนังสือเปลี่ยนแปลงบุคลากรและสารมลพิษที่วิเคราะห์

บริษัท ยูโนเด็ค แอนนาลิสต์ แอนด์ เอ็นจิเนียริ่ง คอนซัลแตนท์ จำกัด เลขทะเบียน ๖-๑๔๕

ที่ อก ๐๓๑๐(๑)/ ๖ ๐ ๒ ๘

ลงวันที่ ๒ ๒ มีนาคม ๒๕๖๖

ขอขยายสารมลพิษที่ได้รับขึ้นทะเบียนจากกรมโรงงานอุตสาหกรรม จำนวน ๑๖ รายการ

เดิม จำนวน 16 รายการ

ลำดับที่	สารมลพิษ	วิธีวิเคราะห์
1	Benzene	Equilibrium Headspace, Gas Chromatographic/ Mass Spectrometric Method ^(1,2)
2	Carbon tetrachloride	Equilibrium Headspace, Gas Chromatographic/ Mass Spectrometric Method ^(1,2)
3	1,2-Dichloroethane	Equilibrium Headspace, Gas Chromatographic/ Mass Spectrometric Method ^(1,2)
4	1,1-Dichloroethylene	Equilibrium Headspace, Gas Chromatographic/ Mass Spectrometric Method ^(1,2)
5	cis-1,2-Dichloroethylene	Equilibrium Headspace, Gas Chromatographic/ Mass Spectrometric Method ^(1,2)
6	trans-1,2-Dichloroethylene	Equilibrium Headspace, Gas Chromatographic/ Mass Spectrometric Method ^(1,2)
7	Ethylbenzene	Equilibrium Headspace, Gas Chromatographic/ Mass Spectrometric Method ^(1,2)
8	Methylene chloride	Equilibrium Headspace, Gas Chromatographic/ Mass Spectrometric Method ^(1,2)
9	Styrene	Equilibrium Headspace, Gas Chromatographic/ Mass Spectrometric Method ^(1,2)
10	Tetrachloroethylene	Equilibrium Headspace, Gas Chromatographic/ Mass Spectrometric Method ^(1,2)
11	Toluene	Equilibrium Headspace, Gas Chromatographic/ Mass Spectrometric Method ^(1,2)
12	Trichloroethylene	Equilibrium Headspace, Gas Chromatographic/ Mass Spectrometric Method ^(1,2)
13	m-Xylene	Equilibrium Headspace, Gas Chromatographic/ Mass Spectrometric Method ^(1,2)
14	o-Xylene	Equilibrium Headspace, Gas Chromatographic/ Mass Spectrometric Method ^(1,2)
15	p-Xylene	Equilibrium Headspace, Gas Chromatographic/ Mass Spectrometric Method ^(1,2)
16	Xylene (Total)	Equilibrium Headspace, Gas Chromatographic/ Mass Spectrometric Method ^(1,2)

เอกสารอ้างอิง...

เอกสารอ้างอิง

1. United States Environmental Protection Agency, Test Methods for Evaluation Solid Waste Physical/Chemical Methods, Volatile Organic Compounds in Various Sample Matrices Using Equilibrium Headspace Analysis, SW-846 Method 5021A, 2014.
2. United States Environmental Protection Agency, Test Methods for Evaluation Solid Waste Physical/Chemical Methods, Volatile Organic Compounds by Gas Chromatography/Mass Spectrometry, SW-846 Method 8260D, [REDACTED]



ดำเนินการถูกต้อง

กลุ่มมาตรฐานวิธีการวิเคราะห์ของผลิตภัณฑ์และเงื่อนไขของปฏิบัติการ ก่อตั้งและดำเนินงานโดยสำนักงาน กรมโรงงานอุตสาหกรรม โทร. ๐ ๒๕๖๒ ๖๑๑๐-๕



ที่ อก ๐๓๑๐(๑)/ ๑๕๕๕๕๕๕

กรมโรงงานอุตสาหกรรม
ถนนพหลโยธิน
เขตลาดกระบัง กรุงเทพฯ ๑๐๕๐๐

๒๕ ตุลาคม ๒๕๖๕

เรื่อง เปลี่ยนแปลงบุคลากรของห้องปฏิบัติการวิเคราะห์

เรียน กรรมการผู้จัดการ บริษัท ยูโนเด็ค แอนาไลติกส์ แอนด์ เอ็นจิเนียริ่ง คอนซัลแตนท์ จำกัด

อ้างถึง คำขอขึ้นทะเบียน/ต่ออายุ/เปลี่ยนแปลงบุคลากร และชนิดสารเคมีของห้องปฏิบัติการวิเคราะห์เอกชน ลงวันที่ ๑๕ ตุลาคม ๒๕๖๕

ตามหนังสือที่อ้างถึง บริษัท ยูโนเด็ค แอนาไลติกส์ แอนด์ เอ็นจิเนียริ่ง คอนซัลแตนท์ จำกัด ห้องปฏิบัติการวิเคราะห์เอกชน เลขทะเบียน ๖-๑๔๕ สถานที่ตั้งเลขที่ ๓ ซอยสุขุมสุข ๔๓ ถนนสุขุมวิท แขวงบางจาก เขตพระโขนง กรุงเทพมหานคร ขอเปลี่ยนแปลงบุคลากรของห้องปฏิบัติการวิเคราะห์ ความละเอียดแจ้งแล้ว นั้น

กรมโรงงานอุตสาหกรรมพิจารณาแล้ว มีความเห็นดังนี้

๑. ให้ออกเลิกเจ้าหน้าที่ประจำห้องปฏิบัติการวิเคราะห์ จำนวน ๔ ราย

- | | |
|------------------------------|----------------------------|
| ๑) นางสาวรามา แก้วชัยนอก | ทะเบียนเลขที่ ๖-๑๔๕-๖-๐๐๐๒ |
| ๒) นายกานต์พงศ์ บุญพวง | ทะเบียนเลขที่ ๖-๑๔๕-๖-๐๐๒๗ |
| ๓) นายอดุลพล พงศ์ธนาพร | ทะเบียนเลขที่ ๖-๑๔๕-๖-๐๐๕๕ |
| ๔) นางสาวสิณณิศา ธิมาภิธนากร | ทะเบียนเลขที่ ๖-๑๔๕-๖-๐๑๐๗ |

๒. ให้เพิ่มผู้ควบคุมห้องปฏิบัติการวิเคราะห์ จำนวน ๒ ราย

- | | |
|--------------------------|----------------------------|
| ๑) นายกานต์พงศ์ บุญพวง | ทะเบียนเลขที่ ๖-๑๔๕-๖-๐๐๕๑ |
| ๒) นางสาวรามา แก้วชัยนอก | ทะเบียนเลขที่ ๖-๑๔๕-๖-๐๐๕๒ |

๓. ให้เพิ่มเจ้าหน้าที่ประจำห้องปฏิบัติการวิเคราะห์ จำนวน ๑๒ ราย

- | | |
|------------------------------|----------------------------|
| ๑) นายชินวัฒน์ หอยสังข์ | ทะเบียนเลขที่ ๖-๑๔๕-๖-๐๑๒๐ |
| ๒) นายประพันธ์ แก้วภาคคำ | ทะเบียนเลขที่ ๖-๑๔๕-๖-๐๑๒๑ |
| ๓) นายกิตติบดินทร์ มุสิกเทศ | ทะเบียนเลขที่ ๖-๑๔๕-๖-๐๑๒๒ |
| ๔) นายศุภณานันท์ ฤทธาคนานนท์ | ทะเบียนเลขที่ ๖-๑๔๕-๖-๐๑๒๓ |
| ๕) นายชาญณรงค์ อ้าออย | ทะเบียนเลขที่ ๖-๑๔๕-๖-๐๑๒๔ |
| ๖) นางสาวจิราภรณ์ ศรีวรรณ | ทะเบียนเลขที่ ๖-๑๔๕-๖-๐๑๒๕ |
| ๗) นายสุจิตต์ โปชนิเงิน | ทะเบียนเลขที่ ๖-๑๔๕-๖-๐๑๒๖ |
| ๘) นายเจษฎา ชวกรศรี | ทะเบียนเลขที่ ๖-๑๔๕-๖-๐๑๒๗ |
| ๙) นายรัชต์ เหมะสุลิน | ทะเบียนเลขที่ ๖-๑๔๕-๖-๐๑๒๘ |
| ๑๐) นายสุรศักดิ์ ชุมเอี่ยม | ทะเบียนเลขที่ ๖-๑๔๕-๖-๐๑๒๙ |
| ๑๑) นายสุริโชค หล้าโ | ทะเบียนเลขที่ ๖-๑๔๕-๖-๐๑๓๐ |
| ๑๒) นายชัย บัวสด | ทะเบียนเลขที่ ๖-๑๔๕-๖-๐๑๓๑ |



ดำเนินการถูกต้อง

อนึ่ง หนังสือฉบับนี้...

- ๒ -

อนึ่ง หนังสือฉบับนี้จะมีผลย้อนหลังต่ออายุรับขึ้นทะเบียนห้องปฏิบัติการวิเคราะห์เอกชน ที่ อก ๐๓๑๐(๑)/๑๕๕๕๕๕๕ ลงวันที่ ๔ กุมภาพันธ์ ๒๕๖๕ คือในวันที่ ๒ กุมภาพันธ์ ๒๕๖๕ ทั้งนี้ สามารถยื่นคำขอผ่านระบบอิเล็กทรอนิกส์ได้ที่หน้าเว็บไซต์กรมโรงงานอุตสาหกรรม ตาม QR Code ที่แนบหนังสือฉบับนี้

จึงเรียนมาเพื่อทราบ

ขอแสดงความนับถือ



(นายประสม ดำรงพงษ์)

ผู้อำนวยการกองวิจัยและเตือนภัยมลพิษโรงงาน
ปฏิบัติการกรมโรงงานอุตสาหกรรม



เป็นคำขอผ่านระบบอิเล็กทรอนิกส์

กองวิจัยและเตือนภัยมลพิษโรงงาน

กลุ่มมาตรฐานวิธีการวิเคราะห์ของผลิตภัณฑ์และเงื่อนไขของปฏิบัติการ

โทร. ๐ ๒๕๖๒ ๖๑๑๐-๕ ต่อ ๒๐๐๓-๕

โทรสาร ๐ ๒๕๖๒ ๖๑๑๐-๕ ต่อ ๒๐๐๓-๕

ไปรษณีย์อิเล็กทรอนิกส์ saraban@dw.mail.go.th



ดำเนินการถูกต้อง



"อุตสาหกรรมก้าวไกล ประเทศไทยก้าวหน้า ร่วมกันพัฒนา อุตสาหกรรมสีเขียว"



ที่ อก ๐๓๑๐(๑)/ ๑๒ ๑๕๕๕๕

กรมโรงงานอุตสาหกรรม
ถนนพหลโยธิน
เขตลาดกระบัง กรุงเทพฯ ๑๐๕๐๐

๐๑ กันยายน ๒๕๖๕

เรื่อง เปลี่ยนแปลงบุคลากรของห้องปฏิบัติการวิเคราะห์

เรียน กรรมการผู้จัดการ บริษัท ยูโนเด็ค แอนาไลติกส์ แอนด์ เอ็นจิเนียริ่ง คอนซัลแตนท์ จำกัด

อ้างถึง คำขอขึ้นทะเบียน/ต่ออายุ/เปลี่ยนแปลงบุคลากร และชนิดสารเคมีของห้องปฏิบัติการวิเคราะห์เอกชน ลงวันที่ ๒๖ สิงหาคม ๒๕๖๕

ตามหนังสือที่อ้างถึง บริษัท ยูโนเด็ค แอนาไลติกส์ แอนด์ เอ็นจิเนียริ่ง คอนซัลแตนท์ จำกัด ห้องปฏิบัติการวิเคราะห์เอกชน เลขทะเบียน ๖-๑๔๕ สถานที่ตั้งเลขที่ ๓ ซอยสุขุมสุข ๔๓ ถนนสุขุมวิท แขวงบางจาก เขตพระโขนง กรุงเทพมหานคร ขอเปลี่ยนแปลงบุคลากรของห้องปฏิบัติการวิเคราะห์ ความละเอียดแจ้งแล้ว นั้น

กรมโรงงานอุตสาหกรรมพิจารณาแล้ว มีความเห็นดังนี้

๑. ให้ออกเลิกเจ้าหน้าที่ประจำห้องปฏิบัติการวิเคราะห์ จำนวน ๘ ราย

- | | |
|--------------------------------|----------------------------|
| ๑) นายปริดา ไชยภูมิสกุล | ทะเบียนเลขที่ ๖-๑๔๕-๖-๐๐๓๓ |
| ๒) นายปิยะฉัตร ศรีภูโรจน์ | ทะเบียนเลขที่ ๖-๑๔๕-๖-๐๐๓๕ |
| ๓) นายธีรเมธ สุขศรี | ทะเบียนเลขที่ ๖-๑๔๕-๖-๐๐๔๑ |
| ๔) นางสาวศิริวรรณ ขอนพา | ทะเบียนเลขที่ ๖-๑๔๕-๖-๐๐๕๐ |
| ๕) นายศักดิ์สิทธิ์ เกิดซึ้ง | ทะเบียนเลขที่ ๖-๑๔๕-๖-๐๐๖๓ |
| ๖) นางสาวลัดดาวัลย์ โพธิ์พันธ์ | ทะเบียนเลขที่ ๖-๑๔๕-๖-๐๐๘๐ |
| ๗) นางสาวกมลวรรณ เข็มจันทร์ | ทะเบียนเลขที่ ๖-๑๔๕-๖-๐๐๘๑ |
| ๘) นางสาวจันทจิรา ประกอบทรัพย์ | ทะเบียนเลขที่ ๖-๑๔๕-๖-๐๑๐๘ |

๒. ให้เพิ่มเจ้าหน้าที่ประจำห้องปฏิบัติการวิเคราะห์ จำนวน ๑๑ ราย

- | | |
|--------------------------------|----------------------------|
| ๑) นางสาวนิตยา หาญในเมือง | ทะเบียนเลขที่ ๖-๑๔๕-๖-๐๑๐๙ |
| ๒) นางสาวกมลวรรณ สิมมา | ทะเบียนเลขที่ ๖-๑๔๕-๖-๐๑๑๐ |
| ๓) นายเนวินทร์ วงศ์คำ | ทะเบียนเลขที่ ๖-๑๔๕-๖-๐๑๑๑ |
| ๔) นายประพันธ์ชัยฤกษ์ เมื่อนาง | ทะเบียนเลขที่ ๖-๑๔๕-๖-๐๑๑๒ |
| ๕) นางสาวกมลวิภา คำจิต | ทะเบียนเลขที่ ๖-๑๔๕-๖-๐๑๑๓ |
| ๖) นางสาวนภาพร ชื่นนุกุล | ทะเบียนเลขที่ ๖-๑๔๕-๖-๐๑๑๔ |
| ๗) นางสาวเบญญา มอญคุณ | ทะเบียนเลขที่ ๖-๑๔๕-๖-๐๑๑๕ |
| ๘) นายอมรพล อมรลักษณ์ | ทะเบียนเลขที่ ๖-๑๔๕-๖-๐๑๑๖ |
| ๙) นางสาวศิริเพชร ทองขาว | ทะเบียนเลขที่ ๖-๑๔๕-๖-๐๑๑๗ |
| ๑๐) นางสาวนิชากร คุณชาติเกรียง | ทะเบียนเลขที่ ๖-๑๔๕-๖-๐๑๑๘ |
| ๑๑) นางสาววิมลวรรณ คำคำ | ทะเบียนเลขที่ ๖-๑๔๕-๖-๐๑๑๙ |



ดำเนินการถูกต้อง

อนึ่ง หนังสือฉบับนี้...



อนึ่ง หนังสือฉบับนี้จะหมดอายุพร้อมหนังสือที่อยู่ข้างบนทะเบียนห้องปฏิบัติการวิเคราะห์เอกชน
ที่ อก ๐๓๑๐(๑)/๒๕๖๕ ลงวันที่ ๙ กุมภาพันธ์ ๒๕๖๕ คือในวันที่ ๒ กุมภาพันธ์ ๒๕๖๕ ทั้งนี้ สามารถยื่นคำขอ
ผ่านระบบอิเล็กทรอนิกส์ได้ที่หน้าเว็บไซต์กรมโรงงานอุตสาหกรรม ตาม QR Code ข้างหนังสือฉบับนี้
จึงเรียนมาเพื่อทราบ

ขอแสดงความนับถือ

(นางจันทรา นนทะกรนิพัทธ์)
ผู้อำนวยการกองวิจัยและพัฒนาห้องปฏิบัติการ
ปฏิบัติการตามแผนปฏิบัติการกรมโรงงานอุตสาหกรรม



ยื่นคำขอผ่านระบบอิเล็กทรอนิกส์

กองวิจัยและพัฒนาห้องปฏิบัติการ
กลุ่มมาตรฐานวิธีการวิเคราะห์ทดสอบผลิตภัณฑ์และทะเบียนห้องปฏิบัติการ
โทร. ๐ ๒๕๓๐ ๖๓๑๒ ต่อ ๒๑๐๓-๕
โทรสาร ๐ ๒๕๓๐ ๖๓๑๒ ต่อ ๒๑๑๕
ไปรษณีย์อิเล็กทรอนิกส์ sarabang@dlw.mail.go.th



ดำเนินการโดย



"อุตสาหกรรมก้าวไกล ประโยชน์ก้าวหน้า ร่วมกันพัฒนา อุตสาหกรรมสีเขียว"



ที่ อก ๐๓๑๐(๑)/ ๕๖๕ ๕

กรมโรงงานอุตสาหกรรม
ถนนพระรามที่ ๖ แขวงทุ่งพญาไท
เขตราชเทวี กรุงเทพฯ ๑๐๕๐๐

๒๑ เมษายน ๒๕๖๕

เรื่อง เปลี่ยนแปลงบุคลากรห้องปฏิบัติการวิเคราะห์

เรียน กรรมการผู้จัดการ บริษัท ยูไนเต็ด แอนาไลติก แอนด์ เอ็นจิเนียริง คอนซัลแตนท์ จำกัด

อ้างถึง คำขอขึ้นทะเบียน/ต่ออายุ/เปลี่ยนแปลงบุคลากร และชนิดสารเคมีของห้องปฏิบัติการวิเคราะห์เอกชน
ลงวันที่ ๓๐ มีนาคม ๒๕๖๕

ตามหนังสือที่อ้างถึง บริษัท ยูไนเต็ด แอนาไลติก แอนด์ เอ็นจิเนียริง คอนซัลแตนท์ จำกัด
ห้องปฏิบัติการวิเคราะห์เอกชน เลขทะเบียน ๖-๑๕๕ สถานที่ตั้งเลขที่ ๒ ซอยสุขุมสุข ถนนสุขุมวิท แขวงบางจาก
เขตพระโขนง กรุงเทพมหานคร ขอเปลี่ยนแปลงบุคลากรห้องปฏิบัติการวิเคราะห์ ความละเอียดดังนี้

กรมโรงงานอุตสาหกรรมพิจารณาแล้ว มีความเห็นดังนี้

๑. ให้ยกเลิกผู้ควบคุมดูแลห้องปฏิบัติการวิเคราะห์ จำนวน ๒ ราย
๑) นางมานิดา แฉิมโย ทะเบียนเลขที่ ๖-๑๕๕-๙-๐๐๐๕
๒) นางสาวกมลวรรณ คงจำ ทะเบียนเลขที่ ๖-๑๕๕-๙-๐๐๒๒
๒. ให้ยกเลิกเจ้าหน้าที่ประจำห้องปฏิบัติการวิเคราะห์ จำนวน ๒ ราย
๑) นางสาวศิริพร อภิการรัตน์ ทะเบียนเลขที่ ๖-๑๕๕-๙-๐๐๖๔
๒) นางสาวพรวิภา กลิ่นนุ ทะเบียนเลขที่ ๖-๑๕๕-๙-๐๐๘๔
๓. ให้เพิ่มเจ้าหน้าที่ประจำห้องปฏิบัติการวิเคราะห์ จำนวน ๒ ราย
๑) นางสาวอัญชลีภรณ์ ธนโชติกาญจนนารถ ทะเบียนเลขที่ ๖-๑๕๕-๙-๐๑๐๗
๒) นางสาวจันทร์จิรา ประกอบทรัพย์ ทะเบียนเลขที่ ๖-๑๕๕-๙-๐๑๐๘

อนึ่ง หนังสือฉบับนี้จะหมดอายุพร้อมหนังสือที่อยู่ข้างบนทะเบียนห้องปฏิบัติการวิเคราะห์เอกชน
ที่ อก ๐๓๑๐(๑)/๒๕๖๕ ลงวันที่ ๙ กุมภาพันธ์ ๒๕๖๕ คือในวันที่ ๒ กุมภาพันธ์ ๒๕๖๕ ทั้งนี้ สามารถยื่นคำขอ
ผ่านระบบอิเล็กทรอนิกส์ได้ที่หน้าเว็บไซต์กรมโรงงานอุตสาหกรรม ตาม QR Code ข้างหนังสือฉบับนี้

จึงเรียนมาเพื่อทราบ



(นางจันทรา นนทะกรนิพัทธ์)
ผู้อำนวยการกองวิจัยและพัฒนาห้องปฏิบัติการ
ปฏิบัติการตามแผนปฏิบัติการกรมโรงงานอุตสาหกรรม



ยื่นคำขอผ่านระบบอิเล็กทรอนิกส์

กองวิจัยและพัฒนาห้องปฏิบัติการ

กลุ่มมาตรฐานวิธีการวิเคราะห์ทดสอบผลิตภัณฑ์และทะเบียนห้องปฏิบัติการ
โทร. ๐ ๒๕๓๐ ๖๓๑๒ ต่อ ๒๑๐๓-๕ โทรสาร ๐ ๒๕๓๐ ๖๓๑๒ ต่อ ๒๑๑๕
ไปรษณีย์อิเล็กทรอนิกส์ sarabang@dlw.mail.go.th



"อุตสาหกรรมก้าวไกล ประโยชน์ก้าวหน้า ร่วมกันพัฒนา อุตสาหกรรมสีเขียว"



ที่ อก ๐๓๑๐(๑)/ ๕๖๕ ๕

กรมโรงงานอุตสาหกรรม
ถนนพระรามที่ ๖ แขวงทุ่งพญาไท
เขตราชเทวี กรุงเทพฯ ๑๐๕๐๐

๑๙ กุมภาพันธ์ ๒๕๖๕

เรื่อง ต่ออายุหนังสือขึ้นทะเบียนห้องปฏิบัติการวิเคราะห์เอกชน

เรียน กรรมการผู้จัดการ บริษัท ยูไนเต็ด แอนาไลติก แอนด์ เอ็นจิเนียริง คอนซัลแตนท์ จำกัด

อ้างถึง คำขอขึ้นทะเบียน/ต่ออายุ/เปลี่ยนแปลงบุคลากร และชนิดสารเคมีของห้องปฏิบัติการวิเคราะห์เอกชน
ลงวันที่ ๒๗ ธันวาคม ๒๕๖๔

๑. รายชื่อผู้ควบคุมดูแลห้องปฏิบัติการวิเคราะห์ จำนวน ๔๐ ราย
๒. รายชื่อเจ้าหน้าที่ประจำห้องปฏิบัติการวิเคราะห์ จำนวน ๑๐๖ ราย
๓. ขออนุญาตสารเคมีที่ได้รับขึ้นทะเบียนจากกรมโรงงานอุตสาหกรรม

ตามหนังสือที่อ้างถึง บริษัท ยูไนเต็ด แอนาไลติก แอนด์ เอ็นจิเนียริง คอนซัลแตนท์ จำกัด
ขอต่ออายุหนังสือขึ้นทะเบียนห้องปฏิบัติการวิเคราะห์เอกชน เลขทะเบียน ๖-๑๕๕ สถานที่ตั้งเลขที่ ๓
ซอยสุขุมสุข ๔๓ ถนนสุขุมวิท แขวงบางจาก เขตพระโขนง กรุงเทพมหานคร ต่อกรมโรงงานอุตสาหกรรม นั้น

กรมโรงงานอุตสาหกรรมพิจารณาแล้ว ให้บริษัท ยูไนเต็ด แอนาไลติก แอนด์ เอ็นจิเนียริง
คอนซัลแตนท์ จำกัด ต่ออายุหนังสือขึ้นทะเบียนห้องปฏิบัติการวิเคราะห์เอกชน โดยมีองค์ประกอบดังนี้

- ก. ผู้ควบคุมดูแลห้องปฏิบัติการวิเคราะห์ จำนวน ๔๐ ราย ตามสิ่งที่ส่งมาด้วย ๑
- ข. เจ้าหน้าที่ประจำห้องปฏิบัติการวิเคราะห์ จำนวน ๑๐๖ ราย ตามสิ่งที่ส่งมาด้วย ๒
- ค. ขออนุญาตสารเคมีที่ได้รับขึ้นทะเบียนให้ใช้วิเคราะห์ในน้ำเสีย น้ำใต้ดิน อากาศเสีย สิ่งปฏิกูล
หรือวัสดุที่ไม่ใช่แล้ว และดิน ตามสิ่งที่ส่งมาด้วย ๓

หนังสือฉบับนี้จะหมดอายุในวันที่ ๒ กุมภาพันธ์ ๒๕๖๕ หากประสงค์จะต่ออายุหนังสือ
ขึ้นทะเบียนห้องปฏิบัติการวิเคราะห์เอกชน ให้ยื่นคำขอต่ออายุพร้อมเอกสารประกอบคำขอต่อ

กรมโรงงานอุตสาหกรรมภายใน ๓๐ วัน ก่อนวันสิ้นอายุของหนังสือขึ้นทะเบียนห้องปฏิบัติการวิเคราะห์เอกชน
ทั้งนี้ สามารถยื่นคำขอผ่านระบบอิเล็กทรอนิกส์ได้ที่หน้าเว็บไซต์กรมโรงงานอุตสาหกรรม ตาม QR Code ข้าง
หนังสือฉบับนี้

จึงเรียนมาเพื่อทราบ

ขอแสดงความนับถือ

(นางจันทรา นนทะกรนิพัทธ์)
ผู้อำนวยการกองวิจัยและพัฒนาห้องปฏิบัติการ
ปฏิบัติการตามแผนปฏิบัติการกรมโรงงานอุตสาหกรรม



กองวิจัยและพัฒนาห้องปฏิบัติการ

กลุ่มมาตรฐานวิธีการวิเคราะห์ทดสอบผลิตภัณฑ์และทะเบียนห้องปฏิบัติการ

โทร. ๐ ๒๕๓๐ ๖๓๑๒ ต่อ ๒๑๐๓-๕ โทรสาร ๐ ๒๕๓๐ ๖๓๑๒ ต่อ ๒๑๑๕
ไปรษณีย์อิเล็กทรอนิกส์ sarabang@dlw.mail.go.th

ดำเนินการโดย

UAE (Uthairat Analyst and Engineering Consultant Company Limited)

ดำเนินการโดย

เอกสารแนบท้ายหนังสือรับต่ออายุขึ้นทะเบียนห้องปฏิบัติการวิเคราะห์เอกชน
บริษัท ยูไนเต็ด แอนาไลติกส์ แอนด์ เอ็นจิเนียริง คอนซัลแตนท์ จำกัด เลขทะเบียน ๖-๑๔๕
ที่ อก ๐๓๑๐(๑)/ ๑๘๗/๕ ลงวันที่ ๐๙ กุมภาพันธ์ ๒๕๖๕

ก. ผู้ควบคุมดูแลห้องปฏิบัติการวิเคราะห์ จำนวน ๔๐ ราย

- ๑) นางสาวกฤษณา ภักดิ์วิรุฬ
- ๒) นายณรงค์ ชื่นภัก
- ๓) นางสาวนันทิศา บุญไชย
- ๔) นางปิยะพัชร สุทธิมนัสวงษ์
- ๕) นางกานติดา แยมไย
- ๖) นางสาวเบญจวรรณ วีระชัย
- ๗) นายพนรัตน์ วงศ์อนุรักษชัย
- ๘) นางสาวฉวีวรรณ บุญลา
- ๙) นายสุวิทย์ จอดนอก
- ๑๐) นางสาวโชติกา สมบูรณ์
- ๑๑) นางสาวบุษกร เลิศภาณุมาศ
- ๑๒) นางสาววิไลลักษณ์ ศรีสุข
- ๑๓) นางสาวปวีณา จรัสใจดีพิบัติ
- ๑๔) นายศศิลา บรรจงใจรักษ์
- ๑๕) นายปฏิกรณ์ คมธนา
- ๑๖) นายธีรวัฒน์ ชมมิ่ง
- ๑๗) นางสาวศิริพร ศรีประติษฐ์
- ๑๘) นางสาวภาวิณี วิจิตร
- ๑๙) นางสาวนพวรรณ สุวารีรักษ์
- ๒๐) นายภูษณ์ พานิชย์เลิศอำไพ
- ๒๑) นายณัฐวัฒน์ แสงสวัสดิ์
- ๒๒) นายเอกรัตน์ ปะทะมินทร์
- ๒๓) นางสาวนิศากรรัตน์ ศรีสกุลสิทธิโชค
- ๒๔) นางสาวเจตจันทร ท้าสมอาภา
- ๒๕) นางสาวสุวรรณา คงทอง
- ๒๖) นางสาววรรณกร พัดสองชั้น
- ๒๗) นายวิรุฬ ไม้แก้ว
- ๒๘) นายวัชรพงษ์ เทพพนศิริ
- ๒๙) นายอนุศาสน์ สายดี
- ๓๐) นายกรวิทย์ เชื้อศิริกุล
- ๓๑) นางสาวอริยา วงศ์สวัสดิ์
- ๓๒) นางสาวนภสรวรรณ คงคำ
- ๓๓) นายสุธีระ ธรรมจันทร์
- ๓๔) นางสาวทิพย์ ย่อนคำ
- ๓๕) นางสาวพริ้มพรรณ สมบูรณ์

- ทะเบียนเลขที่ ๖-๑๔๕-๙-๐๐๐๑
- ทะเบียนเลขที่ ๖-๑๔๕-๙-๐๐๐๒
- ทะเบียนเลขที่ ๖-๑๔๕-๙-๐๐๐๓
- ทะเบียนเลขที่ ๖-๑๔๕-๙-๐๐๐๔
- ทะเบียนเลขที่ ๖-๑๔๕-๙-๐๐๐๕
- ทะเบียนเลขที่ ๖-๑๔๕-๙-๐๐๐๖
- ทะเบียนเลขที่ ๖-๑๔๕-๙-๐๐๐๗
- ทะเบียนเลขที่ ๖-๑๔๕-๙-๐๐๐๘
- ทะเบียนเลขที่ ๖-๑๔๕-๙-๐๐๐๙
- ทะเบียนเลขที่ ๖-๑๔๕-๙-๐๐๑๐
- ทะเบียนเลขที่ ๖-๑๔๕-๙-๐๐๑๑
- ทะเบียนเลขที่ ๖-๑๔๕-๙-๐๐๑๒
- ทะเบียนเลขที่ ๖-๑๔๕-๙-๐๐๑๓
- ทะเบียนเลขที่ ๖-๑๔๕-๙-๐๐๑๔
- ทะเบียนเลขที่ ๖-๑๔๕-๙-๐๐๑๕
- ทะเบียนเลขที่ ๖-๑๔๕-๙-๐๐๑๖
- ทะเบียนเลขที่ ๖-๑๔๕-๙-๐๐๑๗
- ทะเบียนเลขที่ ๖-๑๔๕-๙-๐๐๑๘
- ทะเบียนเลขที่ ๖-๑๔๕-๙-๐๐๑๙
- ทะเบียนเลขที่ ๖-๑๔๕-๙-๐๐๒๐
- ทะเบียนเลขที่ ๖-๑๔๕-๙-๐๐๒๑
- ทะเบียนเลขที่ ๖-๑๔๕-๙-๐๐๒๒
- ทะเบียนเลขที่ ๖-๑๔๕-๙-๐๐๒๓
- ทะเบียนเลขที่ ๖-๑๔๕-๙-๐๐๒๔
- ทะเบียนเลขที่ ๖-๑๔๕-๙-๐๐๒๕
- ทะเบียนเลขที่ ๖-๑๔๕-๙-๐๐๒๖
- ทะเบียนเลขที่ ๖-๑๔๕-๙-๐๐๒๗
- ทะเบียนเลขที่ ๖-๑๔๕-๙-๐๐๒๘
- ทะเบียนเลขที่ ๖-๑๔๕-๙-๐๐๒๙
- ทะเบียนเลขที่ ๖-๑๔๕-๙-๐๐๓๐
- ทะเบียนเลขที่ ๖-๑๔๕-๙-๐๐๓๑
- ทะเบียนเลขที่ ๖-๑๔๕-๙-๐๐๓๒
- ทะเบียนเลขที่ ๖-๑๔๕-๙-๐๐๓๓
- ทะเบียนเลขที่ ๖-๑๔๕-๙-๐๐๓๔
- ทะเบียนเลขที่ ๖-๑๔๕-๙-๐๐๓๕

- ๓๖) นายศุภณัฐ คุณธนาบุญ
- ๓๗) นางสาวศิริภากร เหมือนเ
- ๓๘) นางศิวานิล ชำนิล
- ๓๙) นางสาวพรณิศา อธิษฐานชัย
- ๔๐) นายณเดชน์ พันธ์วิภาติกุล

- ทะเบียนเลขที่ ๖-๑๔๕-๙-๐๐๓๖
- ทะเบียนเลขที่ ๖-๑๔๕-๙-๐๐๓๗
- ทะเบียนเลขที่ ๖-๑๔๕-๙-๐๐๓๘
- ทะเบียนเลขที่ ๖-๑๔๕-๙-๐๐๓๙
- ทะเบียนเลขที่ ๖-๑๔๕-๙-๐๐๔๐

ผู้ควบคุมดูแลห้องปฏิบัติการวิเคราะห์เอกชน
บริษัท ยูไนเต็ด แอนาไลติกส์ แอนด์ เอ็นจิเนียริง คอนซัลแตนท์ จำกัด

UAE
ANALYST AND ENGINEERING
CONSULTANT COMPANY LIMITED

(นางกานติดา แยมไย)
ผู้ควบคุมดูแลห้องปฏิบัติการวิเคราะห์เอกชน
บริษัท ยูไนเต็ด แอนาไลติกส์ แอนด์ เอ็นจิเนียริง คอนซัลแตนท์ จำกัด

๓๖) นายศุภณัฐ...

UAE
ANALYST AND ENGINEERING
CONSULTANT COMPANY LIMITED

ผู้ควบคุมดูแลห้องปฏิบัติการวิเคราะห์เอกชน

เอกสารแนบท้ายหนังสือรับต่ออายุขึ้นทะเบียนห้องปฏิบัติการวิเคราะห์เอกชน
บริษัท ยูไนเต็ด แอนาไลติกส์ แอนด์ เอ็นจิเนียริง คอนซัลแตนท์ จำกัด เลขทะเบียน ๖-๑๔๕
ที่ อก ๐๓๑๐(๑)/ ๑๘๗/๕ ลงวันที่ ๐๙ กุมภาพันธ์ ๒๕๖๕

ข. เจ้าหน้าที่ประจำห้องปฏิบัติการวิเคราะห์ จำนวน ๑๐๖ ราย

- ๑) นายสุชนันท์ พันสิงห์
- ๒) นางสาวธรรมา แก้วชื่อนอก
- ๓) นายพีรณัฐ เจริญผล
- ๔) นางสาววิไลลักษณ์ เกโอสอง
- ๕) นายสนชิต อุทุมรัตน์
- ๖) นางสาวปาริชาติ ทองแก้ว
- ๗) นางสาวกัญญา สมพงษ์
- ๘) นายอรุณพร เทพทอง
- ๙) นางสาวอมรรัตน์ พุทธิสิทธิ์
- ๑๐) นางสาววรรณิสา บุญเรือง
- ๑๑) นายกฤษณะพงษ์ นามทิพย์
- ๑๒) นางสาวอาภากรณ์ อ่อนคง
- ๑๓) นายกิตติศักดิ์ ทรงจำรัส
- ๑๔) นางสาวอักษิณรัตน์ บุญคง
- ๑๕) นางสาวพรพิมล แวนทอง
- ๑๖) นายวิชญ์ สุวรรณราช
- ๑๗) นายอภิวิชญ์ ทวีวงศ์
- ๑๘) นายมานิต ปานใจดี
- ๑๙) นายทศพร ณะพิรุฬห์
- ๒๐) นางสาวกัญญาธิยา โยธา
- ๒๑) นางสาวกานติ สุชัย
- ๒๒) นางสาวชนันธิยา อภิพัทธ์ปภา
- ๒๓) นายศิริพงษ์ จรุงคุณเกียรติ
- ๒๔) นางสาวสุภาวดี อินยาศิริ
- ๒๕) นายพงศ์เทพ เหล่าจรร
- ๒๖) นายชโยชัย พันทุภะ
- ๒๗) นางสาวพัชรา คศิริพิศาล
- ๒๘) นางสาวเมธิกา เลิศคำจันทร์
- ๒๙) นายกานต์พงศ์ บุญทอง
- ๓๐) นางสาวพุดตา เจริญสุขสมบัติ
- ๓๑) นายพนรัตน์ จงเ
- ๓๒) นายพีรพัฒน์ บุญฤทธิศิลป์
- ๓๓) นายปรีดา ไชยภูมิสกุล
- ๓๔) นายชัชวาลย์ เลื่อนทอง
- ๓๕) นายปิยะนัฐ ศรีวิโรจน์

- ทะเบียนเลขที่ ๖-๑๔๕-๙-๐๐๐๑
- ทะเบียนเลขที่ ๖-๑๔๕-๙-๐๐๐๒
- ทะเบียนเลขที่ ๖-๑๔๕-๙-๐๐๐๓
- ทะเบียนเลขที่ ๖-๑๔๕-๙-๐๐๐๔
- ทะเบียนเลขที่ ๖-๑๔๕-๙-๐๐๐๕
- ทะเบียนเลขที่ ๖-๑๔๕-๙-๐๐๐๖
- ทะเบียนเลขที่ ๖-๑๔๕-๙-๐๐๐๗
- ทะเบียนเลขที่ ๖-๑๔๕-๙-๐๐๐๘
- ทะเบียนเลขที่ ๖-๑๔๕-๙-๐๐๐๙
- ทะเบียนเลขที่ ๖-๑๔๕-๙-๐๐๑๐
- ทะเบียนเลขที่ ๖-๑๔๕-๙-๐๐๑๑
- ทะเบียนเลขที่ ๖-๑๔๕-๙-๐๐๑๒
- ทะเบียนเลขที่ ๖-๑๔๕-๙-๐๐๑๓
- ทะเบียนเลขที่ ๖-๑๔๕-๙-๐๐๑๔
- ทะเบียนเลขที่ ๖-๑๔๕-๙-๐๐๑๕
- ทะเบียนเลขที่ ๖-๑๔๕-๙-๐๐๑๖
- ทะเบียนเลขที่ ๖-๑๔๕-๙-๐๐๑๗
- ทะเบียนเลขที่ ๖-๑๔๕-๙-๐๐๑๘
- ทะเบียนเลขที่ ๖-๑๔๕-๙-๐๐๑๙
- ทะเบียนเลขที่ ๖-๑๔๕-๙-๐๐๒๐
- ทะเบียนเลขที่ ๖-๑๔๕-๙-๐๐๒๑
- ทะเบียนเลขที่ ๖-๑๔๕-๙-๐๐๒๒
- ทะเบียนเลขที่ ๖-๑๔๕-๙-๐๐๒๓
- ทะเบียนเลขที่ ๖-๑๔๕-๙-๐๐๒๔
- ทะเบียนเลขที่ ๖-๑๔๕-๙-๐๐๒๕
- ทะเบียนเลขที่ ๖-๑๔๕-๙-๐๐๒๖
- ทะเบียนเลขที่ ๖-๑๔๕-๙-๐๐๒๗
- ทะเบียนเลขที่ ๖-๑๔๕-๙-๐๐๒๘
- ทะเบียนเลขที่ ๖-๑๔๕-๙-๐๐๒๙
- ทะเบียนเลขที่ ๖-๑๔๕-๙-๐๐๓๐
- ทะเบียนเลขที่ ๖-๑๔๕-๙-๐๐๓๑
- ทะเบียนเลขที่ ๖-๑๔๕-๙-๐๐๓๒
- ทะเบียนเลขที่ ๖-๑๔๕-๙-๐๐๓๓
- ทะเบียนเลขที่ ๖-๑๔๕-๙-๐๐๓๔
- ทะเบียนเลขที่ ๖-๑๔๕-๙-๐๐๓๕

- ๓๖) นายณณณัฐ อรุณธรรมรัตน์
- ๓๗) นายกันทร ไร่ใส
- ๓๘) นายจักรพันธ์ ภูรินทร์
- ๓๙) นายปริญญา กสมเสียว
- ๔๐) นายธีรวัฒน์ มาตรโพธิ์ศรี
- ๔๑) นายธีรเมธ สุขศรี
- ๔๒) นายบุญฤทธิ์ ก่อนสิน
- ๔๓) นายพชรภูมิ ไทสกุล
- ๔๔) นายชิตะ แสงจันทร์
- ๔๕) นายเมธีพงศ์ เมืองชัย
- ๔๖) นายณัท เลิศประเสริฐ
- ๔๗) นางสาวนิภากร จันทะรัตน์
- ๔๘) นายพชรพงษ์ อธิระสุข
- ๔๙) นายณภาพ ภูธรภูพัฒน์
- ๕๐) นางสาวศิริวรรณ ขอนพา
- ๕๑) นายสมพงษ์ สกุลไทย
- ๕๒) นายสุวิทย์ นิธิจิตต์วงศ์
- ๕๓) นายธีรภาณุ อนุศิริ
- ๕๔) นายเอกวุฒิ แสนใจ
- ๕๕) นายสุชนันท์ บุญเลี้ยง
- ๕๖) นายชณนเดช ทวารณะ
- ๕๗) นายพิพัฒน์ ต้นนกุล
- ๕๘) นายอภิสิทธิ์ ศรีคงแก้ว
- ๕๙) นายภูทศ มงคลสูง
- ๖๐) นายสุชัย แก้วราชนุช
- ๖๑) นางสาวนารีพร สานนท์
- ๖๒) นายศุภกร รินวงศ์
- ๖๓) นายศักดิ์สิทธิ์ เกียรติ
- ๖๔) นางสาวศิริพร อภิรัตน์
- ๖๕) นางสาวจินตนา เปลี่ยนศรี
- ๖๖) นางสาวนันทนา กุลบุญ
- ๖๗) นางสาวอารียา ทวามย์
- ๖๘) นายจิรวัฒน์ สุขเกษม
- ๖๙) นายธีรพงษ์ สอนชัยภูมิ
- ๗๐) นายภูทศ สานนท์
- ๗๑) นางสาวพัชรภรณ์ แสง
- ๗๒) นายวิเศษ เหล่า

- ทะเบียนเลขที่ ๖-๑๔๕-๙-๐๐๓๖
- ทะเบียนเลขที่ ๖-๑๔๕-๙-๐๐๓๗
- ทะเบียนเลขที่ ๖-๑๔๕-๙-๐๐๓๘
- ทะเบียนเลขที่ ๖-๑๔๕-๙-๐๐๓๙
- ทะเบียนเลขที่ ๖-๑๔๕-๙-๐๐๔๐
- ทะเบียนเลขที่ ๖-๑๔๕-๙-๐๐๔๑
- ทะเบียนเลขที่ ๖-๑๔๕-๙-๐๐๔๒
- ทะเบียนเลขที่ ๖-๑๔๕-๙-๐๐๔๓
- ทะเบียนเลขที่ ๖-๑๔๕-๙-๐๐๔๔
- ทะเบียนเลขที่ ๖-๑๔๕-๙-๐๐๔๕
- ทะเบียนเลขที่ ๖-๑๔๕-๙-๐๐๔๖
- ทะเบียนเลขที่ ๖-๑๔๕-๙-๐๐๔๗
- ทะเบียนเลขที่ ๖-๑๔๕-๙-๐๐๔๘
- ทะเบียนเลขที่ ๖-๑๔๕-๙-๐๐๔๙
- ทะเบียนเลขที่ ๖-๑๔๕-๙-๐๐๕๐
- ทะเบียนเลขที่ ๖-๑๔๕-๙-๐๐๕๑
- ทะเบียนเลขที่ ๖-๑๔๕-๙-๐๐๕๒
- ทะเบียนเลขที่ ๖-๑๔๕-๙-๐๐๕๓
- ทะเบียนเลขที่ ๖-๑๔๕-๙-๐๐๕๔
- ทะเบียนเลขที่ ๖-๑๔๕-๙-๐๐๕๕
- ทะเบียนเลขที่ ๖-๑๔๕-๙-๐๐๕๖
- ทะเบียนเลขที่ ๖-๑๔๕-๙-๐๐๕๗
- ทะเบียนเลขที่ ๖-๑๔๕-๙-๐๐๕๘
- ทะเบียนเลขที่ ๖-๑๔๕-๙-๐๐๕๙
- ทะเบียนเลขที่ ๖-๑๔๕-๙-๐๐๖๐
- ทะเบียนเลขที่ ๖-๑๔๕-๙-๐๐๖๑
- ทะเบียนเลขที่ ๖-๑๔๕-๙-๐๐๖๒
- ทะเบียนเลขที่ ๖-๑๔๕-๙-๐๐๖๓
- ทะเบียนเลขที่ ๖-๑๔๕-๙-๐๐๖๔
- ทะเบียนเลขที่ ๖-๑๔๕-๙-๐๐๖๕
- ทะเบียนเลขที่ ๖-๑๔๕-๙-๐๐๖๖
- ทะเบียนเลขที่ ๖-๑๔๕-๙-๐๐๖๗
- ทะเบียนเลขที่ ๖-๑๔๕-๙-๐๐๖๘
- ทะเบียนเลขที่ ๖-๑๔๕-๙-๐๐๖๙
- ทะเบียนเลขที่ ๖-๑๔๕-๙-๐๐๗๐
- ทะเบียนเลขที่ ๖-๑๔๕-๙-๐๐๗๑
- ทะเบียนเลขที่ ๖-๑๔๕-๙-๐๐๗๒
- ทะเบียนเลขที่ ๖-๑๔๕-๙-๐๐๗๓
- ทะเบียนเลขที่ ๖-๑๔๕-๙-๐๐๗๔
- ทะเบียนเลขที่ ๖-๑๔๕-๙-๐๐๗๕
- ทะเบียนเลขที่ ๖-๑๔๕-๙-๐๐๗๖
- ทะเบียนเลขที่ ๖-๑๔๕-๙-๐๐๗๗
- ทะเบียนเลขที่ ๖-๑๔๕-๙-๐๐๗๘
- ทะเบียนเลขที่ ๖-๑๔๕-๙-๐๐๗๙
- ทะเบียนเลขที่ ๖-๑๔๕-๙-๐๐๘๐

UAE
ANALYST AND ENGINEERING
CONSULTANT COMPANY LIMITED

(นางกานติดา แยมไย)
ผู้ควบคุมดูแลห้องปฏิบัติการวิเคราะห์เอกชน
บริษัท ยูไนเต็ด แอนาไลติกส์ แอนด์ เอ็นจิเนียริง คอนซัลแตนท์ จำกัด

๓๖) นายณณณัฐ...

UAE
ANALYST AND ENGINEERING
CONSULTANT COMPANY LIMITED

(นางกานติดา แยมไย)
ผู้ควบคุมดูแลห้องปฏิบัติการวิเคราะห์เอกชน
บริษัท ยูไนเต็ด แอนาไลติกส์ แอนด์ เอ็นจิเนียริง คอนซัลแตนท์ จำกัด

๓๖) นายธีรเมธ...

เอกสารแนบท้ายหนังสือรับต่ออายุขึ้นทะเบียนห้องปฏิบัติการวิเคราะห์เอกชน
บริษัท ยูโนเค็ด แอนนาลิสต์ แอนด์ เอ็นจิเนียริง คอนซัลแตนท์ จำกัด เลขทะเบียน ๖-๑๔๕
ที่ อก ๐๓๐(๑)/ ๑๘๗๗ ลงวันที่ ๑๙ กุมภาพันธ์ ๒๕๖๕
ขอขยายสารมลพิษที่ได้รับขึ้นทะเบียนจากกรมโรงงานอุตสาหกรรม จำนวน ๓๘๗ รายการ

ลำดับ	สารมลพิษ	วิธีวิเคราะห์
1	Aldrin	Liquid-Liquid Extraction, Gas Chromatographic Method ⁽⁴⁾
2	Arsenic	1) Digestion, Hydride Generation/Atomic Absorption Spectrometric Method ⁽⁴⁾ 2) Digestion, Inductively Coupled Plasma Method ⁽⁴⁾
3	Barium	Digestion, Inductively Coupled Plasma Method ⁽⁴⁾
4	α-BHC	Liquid-Liquid Extraction, Gas Chromatographic Method ⁽⁴⁾
5	β-BHC	Liquid-Liquid Extraction, Gas Chromatographic Method ⁽⁴⁾
6	δ-BHC	Liquid-Liquid Extraction, Gas Chromatographic Method ⁽⁴⁾
7	γ-BHC	Liquid-Liquid Extraction, Gas Chromatographic Method ⁽⁴⁾
8	Biochemical Oxygen Demand	1) 5-Day BOD Test, Azide Modification Method ⁽⁴⁾ 2) 5-Day BOD Test, Membrane Electrode Method ⁽⁴⁾
9	Cadmium	1) Digestion, Direct Air-Acetylene Flame Method ⁽⁴⁾ 2) Digestion, Electrothermal Atomic Absorption Spectrometric Method ⁽⁴⁾ 3) Digestion, Inductively Coupled Plasma Method ⁽⁴⁾
10	Chemical Oxygen Demand	1) Closed Reflux, Titrimetric Method ⁽⁴⁾ 2) Closed Reflux, Colorimetric Method ⁽⁴⁾ 3) Open Reflux, Titrimetric Method ⁽⁴⁾
11	Chlordane	Liquid-Liquid Extraction, Gas Chromatographic Method ⁽⁴⁾
12	Chromium	1) Digestion, Direct Air-Acetylene Flame Method ⁽⁴⁾ 2) Digestion, Electrothermal Atomic Absorption Spectrometric Method ⁽⁴⁾ 3) Digestion, Inductively Coupled Plasma Method ⁽⁴⁾
13	Color	ADMI Weighted-Ordinate Spectrophotometric Method ⁽⁴⁾
14	Copper	1) Digestion, Direct Air-Acetylene Flame Method ⁽⁴⁾ 2) Digestion, Electrothermal Atomic Absorption Spectrometric Method ⁽⁴⁾ 3) Digestion, Inductively Coupled Plasma Method ⁽⁴⁾
15	Cyanide	1) Distillation, Potentiometric Method ⁽⁴⁾ 2) Flow Injection Analysis Method ⁽⁴⁾

16 o,p'-DDT...

๗๓) นายอิทธิพงษ์ ศรีวิเศษ	ทะเบียนเลขที่ ๖-๑๔๕-จ-๐๐๗๓๔
๗๔) นางสาวกรรณิการ์ ลำลิทา	ทะเบียนเลขที่ ๖-๑๔๕-จ-๐๐๗๓๕
๗๕) นายสุภากรรณ์ พิมพ์ศรี	ทะเบียนเลขที่ ๖-๑๔๕-จ-๐๐๗๓๖
๗๖) นายพรชัย คุ้มม่วง	ทะเบียนเลขที่ ๖-๑๔๕-จ-๐๐๗๓๗
๗๗) นางสาวทัศนีย์ ไชยหาร	ทะเบียนเลขที่ ๖-๑๔๕-จ-๐๐๗๓๘
๗๘) นายอิทธิพงษ์ ศรีคำแหง	ทะเบียนเลขที่ ๖-๑๔๕-จ-๐๐๗๓๙
๗๙) นางสาวณัฐชา พรหมศิริ	ทะเบียนเลขที่ ๖-๑๔๕-จ-๐๐๗๔๐
๘๐) นางสาวลัดดาวัลย์ โพธิ์พันธ์	ทะเบียนเลขที่ ๖-๑๔๕-จ-๐๐๗๔๑
๘๑) นางสาวกมลวรรณ เจริญจันทร์	ทะเบียนเลขที่ ๖-๑๔๕-จ-๐๐๗๔๒
๘๒) นายพรรัตน์ จันทคุณ	ทะเบียนเลขที่ ๖-๑๔๕-จ-๐๐๗๔๓
๘๓) นายปิยะวัฒน์ โหมง	ทะเบียนเลขที่ ๖-๑๔๕-จ-๐๐๗๔๔
๘๔) นางสาวพนัชชา กิ่งอิน	ทะเบียนเลขที่ ๖-๑๔๕-จ-๐๐๗๔๕
๘๕) นายกมลธิ์ ศรีพิมพ์	ทะเบียนเลขที่ ๖-๑๔๕-จ-๐๐๗๔๖
๘๖) นางสาวลักขณา จันทสุข	ทะเบียนเลขที่ ๖-๑๔๕-จ-๐๐๗๔๗
๘๗) นางสาวกรรณิศา มาลัยทอง	ทะเบียนเลขที่ ๖-๑๔๕-จ-๐๐๗๔๘
๘๘) นางสาวลลิตา แซ่เตียว	ทะเบียนเลขที่ ๖-๑๔๕-จ-๐๐๗๔๙
๘๙) นายศักดิ์ศิรินทร์ นุ่มนัม	ทะเบียนเลขที่ ๖-๑๔๕-จ-๐๐๗๕๐
๙๐) นายวรพงษ์ นนทจันทร์	ทะเบียนเลขที่ ๖-๑๔๕-จ-๐๐๗๕๑
๙๑) นางสาวนภาพา ภาควาตร	ทะเบียนเลขที่ ๖-๑๔๕-จ-๐๐๗๕๒
๙๒) นางสาวอนธกร คุ้มพันธิ์ชัย	ทะเบียนเลขที่ ๖-๑๔๕-จ-๐๐๗๕๓
๙๓) นายวีระยุทธ สาระกิตติ	ทะเบียนเลขที่ ๖-๑๔๕-จ-๐๐๗๕๔
๙๔) นางสาวอริยา วีระพันธุ์วัฒน์	ทะเบียนเลขที่ ๖-๑๔๕-จ-๐๐๗๕๕
๙๕) นายกฤตพล พงศ์สถาพร	ทะเบียนเลขที่ ๖-๑๔๕-จ-๐๐๗๕๖
๙๖) นายณัฐชัย พรหมอารักษ์	ทะเบียนเลขที่ ๖-๑๔๕-จ-๐๐๗๕๗
๙๗) นายชินนพร พานแก้ว	ทะเบียนเลขที่ ๖-๑๔๕-จ-๐๐๗๕๘
๙๘) นายปรัชญาท ใสภา	ทะเบียนเลขที่ ๖-๑๔๕-จ-๐๐๗๕๙
๙๙) นายวิชวินทร์ แสนงาม	ทะเบียนเลขที่ ๖-๑๔๕-จ-๐๐๗๖๐
๑๐๐) นางสาวอนภรณ์ ลาพรม	ทะเบียนเลขที่ ๖-๑๔๕-จ-๐๐๗๖๑
๑๐๑) นายอาทิตย์ อุดมผล	ทะเบียนเลขที่ ๖-๑๔๕-จ-๐๐๗๖๒
๑๐๒) นายปวิธ บุนนาค	ทะเบียนเลขที่ ๖-๑๔๕-จ-๐๐๗๖๓
๑๐๓) นายอิทธิเดช โจบุญญ	ทะเบียนเลขที่ ๖-๑๔๕-จ-๐๐๗๖๔
๑๐๔) นายศุภณัฐ พงษ์อิทธิพร	ทะเบียนเลขที่ ๖-๑๔๕-จ-๐๐๗๖๕
๑๐๕) นางสาวสุภาวรัตน์ จันทน์ประทีป	ทะเบียนเลขที่ ๖-๑๔๕-จ-๐๐๗๖๖
๑๐๖) นายเสกขวิทย์ เอมกลิ่นบัว	ทะเบียนเลขที่ ๖-๑๔๕-จ-๐๐๗๖๗

(นางจินดา เลขศรีนท)

ผู้อำนวยการกองวิจัยและเฝ้าระวังมลพิษ

กรมโรงงานอุตสาหกรรม

-๒-

ลำดับ	สารมลพิษ	วิธีวิเคราะห์
16	o,p'-DDT	Liquid-Liquid Extraction, Gas Chromatographic Method ⁽⁴⁾
17	4,4'-DDD	Liquid-Liquid Extraction, Gas Chromatographic Method ⁽⁴⁾
18	4,4'-DDE	Liquid-Liquid Extraction, Gas Chromatographic Method ⁽⁴⁾
19	4,4'-DDT	Liquid-Liquid Extraction, Gas Chromatographic Method ⁽⁴⁾
20	Dieldrin	Liquid-Liquid Extraction, Gas Chromatographic Method ⁽⁴⁾
21	Endosulfan I	Liquid-Liquid Extraction, Gas Chromatographic Method ⁽⁴⁾
22	Endosulfan II	Liquid-Liquid Extraction, Gas Chromatographic Method ⁽⁴⁾
23	Endosulfan sulfate	Liquid-Liquid Extraction, Gas Chromatographic Method ⁽⁴⁾
24	Endrin	Liquid-Liquid Extraction, Gas Chromatographic Method ⁽⁴⁾
25	Endrin aldehyde	Liquid-Liquid Extraction, Gas Chromatographic Method ⁽⁴⁾
26	Formaldehyde	Distillation, Colorimetric Method ⁽⁴⁾
27	Free Chlorine	1) Iodometric Method ⁽⁴⁾ 2) DPD Ferrous Titrimetric Method ⁽⁴⁾
28	Heptachlor	Liquid-Liquid Extraction, Gas Chromatographic Method ⁽⁴⁾
29	Heptachlor Epoxide	Liquid-Liquid Extraction, Gas Chromatographic Method ⁽⁴⁾
30	Hexavalent Chromium	1) Colorimetric Method ⁽⁴⁾ 2) Extraction, Direct Air-Acetylene Flame Method ⁽⁴⁾
31	Lead	1) Digestion, Direct Air-Acetylene Flame Method ⁽⁴⁾ 2) Digestion, Electrothermal Atomic Absorption Spectrometric Method ⁽⁴⁾ 3) Digestion, Inductively Coupled Plasma Method ⁽⁴⁾
32	Manganese	1) Digestion, Direct Air-Acetylene Flame Method ⁽⁴⁾ 2) Digestion, Electrothermal Atomic Absorption Spectrometric Method ⁽⁴⁾ 3) Digestion, Inductively Coupled Plasma Method ⁽⁴⁾
33	Mercury	Digestion, Cold-Vapor Atomic Absorption Spectrometric Method ⁽⁴⁾
34	Methoxychlor	Liquid-Liquid Extraction, Gas Chromatographic Method ⁽⁴⁾
35	Nickel	1) Digestion, Direct Air-Acetylene Flame Method ⁽⁴⁾ 2) Digestion, Electrothermal Atomic Absorption Spectrometric Method ⁽⁴⁾ 3) Digestion, Inductively Coupled Plasma Method ⁽⁴⁾

36 Oil & Grease...

-๓-

ลำดับ	สารมลพิษ	วิธีวิเคราะห์
36	Oil & Grease	1) Liquid-Liquid, Partition-Gravimetric Method ⁽⁴⁾ 2) Soxhlet Extraction Method ⁽⁴⁾
37	pH	Electrometric Method ⁽⁴⁾
38	Phenols	1) Distillation, Chloroform Extraction Method ⁽⁴⁾ 2) Distillation, Direct Photometric Method ⁽⁴⁾
39	Selenium	1) Digestion, Hydride Generation/Atomic Absorption Spectrometric Method ⁽⁴⁾ 2) Digestion, Inductively Coupled Plasma Method ⁽⁴⁾
40	Sulfide	1) Iodometric Method ⁽⁴⁾ 2) Methylene Blue Method ⁽⁴⁾
41	Temperature	Laboratory and Field Methods ⁽⁴⁾
42	Total Dissolved Solids	Dried at 180 °C ⁽⁴⁾
43	Total Kjeldahl Nitrogen	Semi-Micro-Kjeldahl Method ⁽⁴⁾
44	Total Suspended Solids	Dried at 103-105 °C ⁽⁴⁾
45	Trivalent Chromium	1) Digestion, Direct Air-Acetylene Flame Method; Colorimetric Method; Calculation ⁽⁴⁾ 2) Digestion, Inductively Coupled Plasma Method; Colorimetric Method; Calculation ⁽⁴⁾
46	Zinc	1) Digestion, Direct Air-Acetylene Flame Method ⁽⁴⁾ 2) Digestion, Electrothermal Atomic Absorption Spectrometric Method ⁽⁴⁾ 3) Digestion, Inductively Coupled Plasma Method ⁽⁴⁾

น้ำเค็ม จำนวน 126 รายการ

ลำดับ	สารมลพิษ	วิธีวิเคราะห์
1	Acenaphthene	1) Liquid-Liquid Extraction, Gas Chromatographic Method ⁽⁴⁾ 2) Liquid-Liquid Extraction, Gas Chromatographic/Mass Spectrometric Method ⁽⁴⁾
2	Acetone	Purge and Trap Gas Chromatographic/Mass Spectrometric Method ⁽⁴⁾
3	Aldrin	1) Liquid-Liquid Extraction, Gas Chromatographic Method ⁽⁴⁾ 2) Digestion, Inductively Coupled Plasma Method ⁽⁴⁾ 3) Digestion, Inductively Coupled Plasma Method ⁽⁴⁾

4 Anthracene...

ลำดับ	สารมลพิษ	วิธีวิเคราะห์
4	Anthracene	1) Liquid-Liquid Extraction, Gas Chromatographic Method ⁽⁴⁾ 2) Liquid-Liquid Extraction, Gas Chromatographic/Mass Spectrometric Method ⁽⁴⁾
5	Antimony	Digestion, Inductively Coupled Plasma Method ⁽⁴⁾
6	Arsenic	1) Digestion, Hydride Generation/Atomic Absorption Spectrometric Method ⁽⁴⁾ 2) Digestion, Inductively Coupled Plasma Method ⁽⁴⁾
7	Atrazine	Liquid-Liquid Extraction, Gas Chromatographic/Mass Spectrometric Method ⁽⁴⁾
8	Barium	1) Digestion, Electrothermal Atomic Absorption Spectrometric Method ⁽⁴⁾ 2) Digestion, Inductively Coupled Plasma Method ⁽⁴⁾
9	Benz(a)anthracene	1) Liquid-Liquid Extraction, Gas Chromatographic Method ⁽⁴⁾ 2) Liquid-Liquid Extraction, Gas Chromatographic/Mass Spectrometric Method ⁽⁴⁾
10	Benzene	Purge and Trap Gas Chromatographic/Mass Spectrometric Method ⁽⁴⁾
11	Benzo(b)fluoranthene	1) Liquid-Liquid Extraction, Gas Chromatographic Method ⁽⁴⁾ 2) Liquid-Liquid Extraction, Gas Chromatographic/Mass Spectrometric Method ⁽⁴⁾
12	Benzo(k)fluoranthene	1) Liquid-Liquid Extraction, Gas Chromatographic Method ⁽⁴⁾ 2) Liquid-Liquid Extraction, Gas Chromatographic/Mass Spectrometric Method ⁽⁴⁾
13	Benzoic acid	Liquid-Liquid Extraction, Gas Chromatographic/Mass Spectrometric Method ⁽⁴⁾
14	Benzo(a)pyrene	1) Liquid-Liquid Extraction, Gas Chromatographic Method ⁽⁴⁾ 2) Liquid-Liquid Extraction, Gas Chromatographic/Mass Spectrometric Method ⁽⁴⁾

15 Benzo(g,h,i)perylene...

ลำดับ	สารมลพิษ	วิธีวิเคราะห์
15	Benzo(g,h,i)perylene	1) Liquid-Liquid Extraction, Gas Chromatographic Method ⁽⁴⁾ 2) Liquid-Liquid Extraction, Gas Chromatographic/Mass Spectrometric Method ⁽⁴⁾
16	Beryllium	Digestion, Inductively Coupled Plasma Method ⁽⁴⁾
17	Bis(2-chloroethyl)ether	Liquid-Liquid Extraction, Gas Chromatographic/Mass Spectrometric Method ⁽⁴⁾
18	Bis(2-ethylhexyl)phthalate	Liquid-Liquid Extraction, Gas Chromatographic/Mass Spectrometric Method ⁽⁴⁾
19	Bromodichloromethane	Purge and Trap Gas Chromatographic/Mass Spectrometric Method ⁽⁴⁾
20	Bromoform	Purge and Trap Gas Chromatographic/Mass Spectrometric Method ⁽⁴⁾
21	Butanol	Purge and Trap Gas Chromatographic/Mass Spectrometric Method ⁽⁴⁾
22	Butyl benzyl phthalate	Liquid-Liquid Extraction, Gas Chromatographic/Mass Spectrometric Method ⁽⁴⁾
23	Cadmium	1) Digestion, Direct Air-Acetylene Flame Method ⁽⁴⁾ 2) Digestion, Electrothermal Atomic Absorption Spectrometric Method ⁽⁴⁾ 3) Digestion, Inductively Coupled Plasma Method ⁽⁴⁾
24	Carbazole	Liquid-Liquid Extraction, Gas Chromatographic/Mass Spectrometric Method ⁽⁴⁾
25	Carbon disulfide	Purge and Trap Gas Chromatographic/Mass Spectrometric Method ⁽⁴⁾
26	Carbon tetrachloride	Purge and Trap Gas Chromatographic/Mass Spectrometric Method ⁽⁴⁾
27	Chlordane	1) Liquid-Liquid Extraction, Gas Chromatographic Method ⁽⁴⁾ 2) Liquid-Liquid Extraction, Gas Chromatographic/Mass Spectrometric Method ⁽⁴⁾
28	p-Chloroaniline	Liquid-Liquid Extraction, Gas Chromatographic/Mass Spectrometric Method ⁽⁴⁾
29	Chlorobenzene	Purge and Trap Gas Chromatographic/Mass Spectrometric Method ⁽⁴⁾

30 Chlorodibromomethane...

ลำดับ	สารมลพิษ	วิธีวิเคราะห์
30	Chlorodibromomethane	Purge and Trap Gas Chromatographic/Mass Spectrometric Method ⁽⁴⁾
31	Chloroform	Purge and Trap Gas Chromatographic/Mass Spectrometric Method ⁽⁴⁾
32	2-Chlorophenol	Liquid-Liquid Extraction, Gas Chromatographic/Mass Spectrometric Method ⁽⁴⁾
33	Chromium	1) Digestion, Direct Air-Acetylene Flame Method ⁽⁴⁾ 2) Digestion, Electrothermal Atomic Absorption Spectrometric Method ⁽⁴⁾ 3) Digestion, Inductively Coupled Plasma Method ⁽⁴⁾
34	Chromium (III)	1) Digestion, Direct Air-Acetylene Flame Method; Colorimetric Method; Calculation ⁽⁴⁾ 2) Digestion, Inductively Coupled Plasma Method; Colorimetric Method; Calculation ⁽⁴⁾
35	Chromium (VI)	1) Colorimetric Method ⁽⁴⁾ 2) Extraction, Air-Acetylene Flame Method ⁽⁴⁾
36	Chrysene	1) Liquid-Liquid Extraction, Gas Chromatographic Method ⁽⁴⁾ 2) Liquid-Liquid Extraction, Gas Chromatographic/Mass Spectrometric Method ⁽⁴⁾
37	Cyanide	Distillation, Colorimetric Method ⁽⁴⁾
38	2,4-D	Liquid-Liquid Extraction, Gas Chromatographic Method ⁽⁴⁾
39	DDD	1) Liquid-Liquid Extraction, Gas Chromatographic Method ⁽⁴⁾ 2) Liquid-Liquid Extraction, Gas Chromatographic/Mass Spectrometric Method ⁽⁴⁾
40	DDE	1) Liquid-Liquid Extraction, Gas Chromatographic Method ⁽⁴⁾ 2) Liquid-Liquid Extraction, Gas Chromatographic/Mass Spectrometric Method ⁽⁴⁾
41	DDT	1) Liquid-Liquid Extraction, Gas Chromatographic Method ⁽⁴⁾ 2) Liquid-Liquid Extraction, Gas Chromatographic/Mass Spectrometric Method ⁽⁴⁾

42 Dibenz(a,h)anthracene...

ลำดับ	สารมลพิษ	วิธีวิเคราะห์
42	Dibenz(a,h)anthracene	1) Liquid-Liquid Extraction, Gas Chromatographic Method ⁽⁴⁾ 2) Liquid-Liquid Extraction, Gas Chromatographic/Mass Spectrometric Method ⁽⁴⁾
43	Di-n-butyl phthalate	Liquid-Liquid Extraction, Gas Chromatographic/Mass Spectrometric Method ⁽⁴⁾
44	1,2-Dichlorobenzene	Purge and Trap Gas Chromatographic/Mass Spectrometric Method ⁽⁴⁾
45	1,3-Dichlorobenzene	Purge and Trap Gas Chromatographic/Mass Spectrometric Method ⁽⁴⁾
46	1,4-Dichlorobenzene	Purge and Trap Gas Chromatographic/Mass Spectrometric Method ⁽⁴⁾
47	3,3'-Dichlorobenzidine	Liquid-Liquid Extraction, Gas Chromatographic/Mass Spectrometric Method ⁽⁴⁾
48	1,1-Dichloroethane	Purge and Trap Gas Chromatographic/Mass Spectrometric Method ⁽⁴⁾
49	1,2-Dichloroethane	Purge and Trap Gas Chromatographic/Mass Spectrometric Method ⁽⁴⁾
50	1,1-Dichloroethylene	Purge and Trap Gas Chromatographic/Mass Spectrometric Method ⁽⁴⁾
51	cis-1,2-Dichloroethylene	Purge and Trap Gas Chromatographic/Mass Spectrometric Method ⁽⁴⁾
52	trans-1,2-Dichloroethylene	Purge and Trap Gas Chromatographic/Mass Spectrometric Method ⁽⁴⁾
53	2,4-Dichlorophenol	Liquid-Liquid Extraction, Gas Chromatographic/Mass Spectrometric Method ⁽⁴⁾
54	1,2-Dichloropropane	Purge and Trap Gas Chromatographic/Mass Spectrometric Method ⁽⁴⁾
55	1,3-Dichloropropane	Purge and Trap Gas Chromatographic/Mass Spectrometric Method ⁽⁴⁾
56	1,3-Dichloropropene	Purge and Trap Gas Chromatographic/Mass Spectrometric Method ⁽⁴⁾
57	Dieldrin	1) Liquid-Liquid Extraction, Gas Chromatographic Method ⁽⁴⁾ 2) Liquid-Liquid Extraction, Gas Chromatographic/Mass Spectrometric Method ⁽⁴⁾

58 Diethyl phthalate...

ลำดับ	สารมลพิษ	วิธีวิเคราะห์
58	Diethyl phthalate	Liquid-Liquid Extraction, Gas Chromatographic/Mass Spectrometric Method ⁽⁴⁾
59	2,4-Dimethylphenol	Liquid-Liquid Extraction, Gas Chromatographic/Mass Spectrometric Method ⁽⁴⁾
60	2,4-Dinitrophenol	Liquid-Liquid Extraction, Gas Chromatographic/Mass Spectrometric Method ⁽⁴⁾
61	2,4-Dinitrotoluene	Liquid-Liquid Extraction, Gas Chromatographic/Mass Spectrometric Method ⁽⁴⁾
62	2,6-Dinitrotoluene	Liquid-Liquid Extraction, Gas Chromatographic/Mass Spectrometric Method ⁽⁴⁾
63	Di-n-Octyl phthalate	Liquid-Liquid Extraction, Gas Chromatographic/Mass Spectrometric Method ⁽⁴⁾
64	Endosulfan	1) Liquid-Liquid Extraction, Gas Chromatographic Method ⁽⁴⁾ 2) Liquid-Liquid Extraction, Gas Chromatographic/Mass Spectrometric Method ⁽⁴⁾
65	Endrin	1) Liquid-Liquid Extraction, Gas Chromatographic Method ⁽⁴⁾ 2) Liquid-Liquid Extraction, Gas Chromatographic/Mass Spectrometric Method ⁽⁴⁾
66	Ethylbenzene	Purge and Trap Gas Chromatographic/Mass Spectrometric Method ⁽⁴⁾
67	Fluoranthene	1) Liquid-Liquid Extraction, Gas Chromatographic Method ⁽⁴⁾ 2) Liquid-Liquid Extraction, Gas Chromatographic/Mass Spectrometric Method ⁽⁴⁾
68	Fluorene	1) Liquid-Liquid Extraction, Gas Chromatographic Method ⁽⁴⁾ 2) Liquid-Liquid Extraction, Gas Chromatographic/Mass Spectrometric Method ⁽⁴⁾
69	Heptachlor	1) Liquid-Liquid Extraction, Gas Chromatographic Method ⁽⁴⁾ 2) Liquid-Liquid Extraction, Gas Chromatographic/Mass Spectrometric Method ⁽⁴⁾

70 Heptachlor epoxide...

ลำดับ	สารมลพิษ	วิธีวิเคราะห์
70	Heptachlor epoxide	1) Liquid-Liquid Extraction, Gas Chromatographic Method ⁽⁴⁾ 2) Liquid-Liquid Extraction, Gas Chromatographic/Mass Spectrometric Method ⁽⁴⁾
71	Hexachlorobenzene	Liquid-Liquid Extraction, Gas Chromatographic/Mass Spectrometric Method ⁽⁴⁾
72	Hexachloro-1,3-butadiene	Purge and Trap Gas Chromatographic/Mass Spectrometric Method ⁽⁴⁾
73	n-Hexane	Purge and Trap Gas Chromatographic/Mass Spectrometric Method ⁽⁴⁾
74	α -HCH	1) Liquid-Liquid Extraction, Gas Chromatographic Method ⁽⁴⁾ 2) Liquid-Liquid Extraction, Gas Chromatographic/Mass Spectrometric Method ⁽⁴⁾
75	β -HCH	1) Liquid-Liquid Extraction, Gas Chromatographic Method ⁽⁴⁾ 2) Liquid-Liquid Extraction, Gas Chromatographic/Mass Spectrometric Method ⁽⁴⁾
76	γ -HCH	1) Liquid-Liquid Extraction, Gas Chromatographic Method ⁽⁴⁾ 2) Liquid-Liquid Extraction, Gas Chromatographic/Mass Spectrometric Method ⁽⁴⁾
77	Hexachlorocyclopentadiene	Liquid-Liquid Extraction, Gas Chromatographic/Mass Spectrometric Method ⁽⁴⁾
78	Hexachloroethane	Liquid-Liquid Extraction, Gas Chromatographic/Mass Spectrometric Method ⁽⁴⁾
79	Indeno(1,2,3-cd)pyrene	Liquid-Liquid Extraction, Gas Chromatographic/Mass Spectrometric Method ⁽⁴⁾
80	Isophorone	Liquid-Liquid Extraction, Gas Chromatographic/Mass Spectrometric Method ⁽⁴⁾
81	Lead	1) Digestion, Direct Air-Acetylene Flame Method ⁽⁴⁾ 2) Digestion, Electrothermal Atomic Absorption Spectrometric Method ⁽⁴⁾ 3) Digestion, Inductively Coupled Plasma Method ⁽⁴⁾

82 Manganese...

ลำดับ	สารมลพิษ	วิธีวิเคราะห์
82	Manganese	1) Digestion, Direct Air-Acetylene Flame Method ⁽⁴⁾ 2) Digestion, Electrothermal Atomic Absorption Spectrometric Method ⁽⁴⁾ 3) Digestion, Inductively Coupled Plasma Method ⁽⁴⁾
83	Mercury	Digestion, Cold-Vapor Atomic Absorption Spectrometric Method ⁽⁴⁾
84	Methanol	Purge and Trap Gas Chromatographic/Mass Spectrometric Method ⁽⁴⁾
85	Methoxychlor	Liquid-Liquid Extraction, Gas Chromatographic Method ⁽⁴⁾
86	Methyl bromide	Purge and Trap Gas Chromatographic/Mass Spectrometric Method ⁽⁴⁾
87	Methylene chloride	Purge and Trap Gas Chromatographic/Mass Spectrometric Method ⁽⁴⁾
88	2-Methylphenol	Liquid-Liquid Extraction, Gas Chromatographic/Mass Spectrometric Method ⁽⁴⁾
89	2-Methylnaphthalene	1) Liquid-Liquid Extraction, Gas Chromatographic Method ⁽⁴⁾ 2) Liquid-Liquid Extraction, Gas Chromatographic/Mass Spectrometric Method ⁽⁴⁾
90	Methyl tert-butyl ether	Purge and Trap Gas Chromatographic/Mass Spectrometric Method ⁽⁴⁾
91	Naphthalene	1) Liquid-Liquid Extraction, Gas Chromatographic Method ⁽⁴⁾ 2) Liquid-Liquid Extraction, Gas Chromatographic/Mass Spectrometric Method ⁽⁴⁾
92	Nickel	1) Digestion, Direct Air-Acetylene Flame Method ⁽⁴⁾ 2) Digestion, Electrothermal Atomic Absorption Spectrometric Method ⁽⁴⁾ 3) Digestion, Inductively Coupled Plasma Method ⁽⁴⁾
93	Nitrobenzene	Liquid-Liquid Extraction, Gas Chromatographic/Mass Spectrometric Method ⁽⁴⁾
94	N-Nitrosodiphenylamine	Liquid-Liquid Extraction, Gas Chromatographic/Mass Spectrometric Method ⁽⁴⁾
95	N-Nitrosodi-n-propylamine	Liquid-Liquid Extraction, Gas Chromatographic/Mass Spectrometric Method ⁽⁴⁾

96 Polychlorinated Biphenyls...

ลำดับ	สารมลพิษ	วิธีวิเคราะห์
96	Polychlorinated Biphenyls - PCB 1016 - PCB 1221 - PCB 1232 - PCB-1242 - PCB-1248 - PCB-1254 - PCB-1260	1) Liquid-Liquid Extraction, Gas Chromatographic Method ⁽⁴⁾ 2) Liquid-Liquid Extraction, Gas Chromatographic/Mass Spectrometric Method ⁽⁴⁾
97	Pentachlorophenol	Liquid-Liquid Extraction, Gas Chromatographic/Mass Spectrometric Method ⁽⁴⁾
98	pH	Electrometric Method ⁽⁴⁾
99	Phenanthrene	1) Liquid-Liquid Extraction, Gas Chromatographic Method ⁽⁴⁾ 2) Liquid-Liquid Extraction, Gas Chromatographic/Mass Spectrometric Method ⁽⁴⁾
100	Phenol	1) Distillation, Chloroform Extraction Method ⁽⁴⁾ 2) Liquid-Liquid Extraction, Gas Chromatographic/Mass Spectrometric Method ⁽⁴⁾
101	Pyrene	1) Liquid-Liquid Extraction, Gas Chromatographic Method ⁽⁴⁾ 2) Liquid-Liquid Extraction, Gas Chromatographic/Mass Spectrometric Method ⁽⁴⁾
102	Selenium	1) Digestion, Hydride Generation/Atomic Absorption Spectrometric Method ⁽⁴⁾ 2) Digestion, Inductively Coupled Plasma Method ⁽⁴⁾
103	Silver	Digestion, Inductively Coupled Plasma Method ⁽⁴⁾
104	Styrene	Purge and Trap Gas Chromatographic/Mass Spectrometric Method ⁽⁴⁾
105	1,1,2,2-Tetrachloroethane	Purge and Trap Gas Chromatographic/Mass Spectrometric Method ⁽⁴⁾
106	Tetrachloroethylene	Purge and Trap Gas Chromatographic/Mass Spectrometric Method ⁽⁴⁾
107	Toluene	Purge and Trap Gas Chromatographic/Mass Spectrometric Method ⁽⁴⁾

108 Toxaphene...

ลำดับ	สารมลพิษ	วิธีวิเคราะห์
108	Toxaphene	1) Liquid-Liquid Extraction, Gas Chromatographic Method ⁽⁴⁾ 2) Liquid-Liquid Extraction, Gas Chromatographic/Mass Spectrometric Method ⁽⁴⁾
109	TPH (C ₅ - C ₉)	1) Purge and Trap, Gas Chromatographic Method ^(11,21) 2) Purge and Trap, Gas Chromatographic/Mass Spectrometric Method ^(11,25)
110	TPH (C ₉₋₈ - C ₁₀)	Separatory Funnel Liquid-Liquid Extraction, Gas Chromatographic Method ^(9,21)
111	TPH (C ₁₀₋₈ - C ₁₅)	Separatory Funnel Liquid-Liquid Extraction, Gas Chromatographic Method ^(9,21)
112	1,2,4-Trichlorobenzene	Purge and Trap Gas Chromatographic/Mass Spectrometric Method ⁽⁴⁾
113	1,1,1-Trichloroethane	Purge and Trap Gas Chromatographic/Mass Spectrometric Method ⁽⁴⁾
114	1,1,2-Trichloroethane	Purge and Trap Gas Chromatographic/Mass Spectrometric Method ⁽⁴⁾
115	Trichloroethylene	Purge and Trap Gas Chromatographic/Mass Spectrometric Method ⁽⁴⁾
116	2,4,5-Trichlorophenol	Liquid-Liquid Extraction, Gas Chromatographic/Mass Spectrometric Method ⁽⁴⁾
117	2,4,6-Trichlorophenol	Liquid-Liquid Extraction, Gas Chromatographic/Mass Spectrometric Method ⁽⁴⁾
118	1,3,5-Trimethylbenzene	Purge and Trap Gas Chromatographic/Mass Spectrometric Method ⁽⁴⁾
119	Vanadium	Digestion, Inductively Coupled Plasma Method ⁽⁴⁾
120	Vinyl acetate	Purge and Trap Gas Chromatographic/Mass Spectrometric Method ⁽⁴⁾
121	Vinyl chloride	Purge and Trap Gas Chromatographic/Mass Spectrometric Method ⁽⁴⁾
122	m-Xylene	Purge and Trap Gas Chromatographic/Mass Spectrometric Method ⁽⁴⁾
123	o-Xylene	Purge and Trap Gas Chromatographic/Mass Spectrometric Method ⁽⁴⁾

124 p-Xylene...

ลำดับ	สารมลพิษ	วิธีวิเคราะห์
124	p-Xylene	Purge and Trap Gas Chromatographic/Mass Spectrometric Method ⁽⁴⁾
125	Xylene (Total)	Purge and Trap Gas Chromatographic/Mass Spectrometric Method ⁽⁴⁾
126	Zinc	1) Digestion, Direct Air-Acetylene Flame Method ⁽⁴⁾ 2) Digestion, Electrothermal Atomic Absorption Spectrometric Method ⁽⁴⁾ 3) Digestion, Inductively Coupled Plasma Method ⁽⁴⁾

อากาศเสีย (ปล่อยระบาย) จำนวน 25 รายการ

ลำดับ	สารมลพิษ	วิธีวิเคราะห์
1	Antimony	Isokinetic Sampling, Digestion, Inductively Coupled Plasma Method ⁽³⁾
2	Arsenic	1) Isokinetic Sampling, Digestion, Hydride Generation/Atomic Absorption Spectrometric Method ⁽³⁾ 2) Isokinetic Sampling, Digestion, Inductively Coupled Plasma Method ⁽³⁾
3	Cadmium	1) Isokinetic Sampling, Digestion, Direct Air-Acetylene Flame Method ⁽³⁾ 2) Isokinetic Sampling, Digestion, Inductively Coupled Plasma Method ⁽³⁾
4	Carbon Monoxide	Instrumental Analyzer Method ⁽³⁾
5	Chlorine	Isokinetic Sampling, Ion Chromatographic Method ⁽³⁾
6	Chromium	1) Isokinetic Sampling, Digestion, Direct Air-Acetylene Flame Method ⁽³⁾ 2) Isokinetic Sampling, Digestion, Inductively Coupled Plasma Method ⁽³⁾
7	Cobalt	Isokinetic Sampling, Digestion, Inductively Coupled Plasma Method ⁽³⁾
8	Copper	1) Isokinetic Sampling, Digestion, Direct Air-Acetylene Flame Method ⁽³⁾ 2) Isokinetic Sampling, Digestion, Inductively Coupled Plasma Method ⁽³⁾
9	Cresol	Absorption Sampling, Gas Chromatographic/Mass Spectrometric Method ⁽³⁾

10 Dioxins/Furans...

ลำดับ	สารมลพิษ	วิธีวิเคราะห์
10	Dioxins/Furans	Isokinetic Sampling ⁽³⁾
11	Hydrogen Chloride	Isokinetic Sampling, Ion Chromatographic Method ⁽³⁾
12	Hydrogen Fluoride	Isokinetic Sampling, Ion Chromatographic Method ⁽³⁾
13	Hydrogen Sulfide	Absorption Sampling, Iodometric Method ⁽³⁾
14	Lead	1) Isokinetic Sampling, Digestion, Direct Air-Acetylene Flame Method ⁽³⁾ 2) Isokinetic Sampling, Digestion, Inductively Coupled Plasma Method ⁽³⁾
15	Manganese	1) Isokinetic Sampling, Digestion, Direct Air-Acetylene Flame Method ⁽³⁾ 2) Isokinetic Sampling, Digestion, Inductively Coupled Plasma Method ⁽³⁾
16	Mercury	Isokinetic Sampling, Digestion, Cold-Vapor Atomic Absorption Spectrometric Method ⁽³⁾
17	Nickel	1) Isokinetic Sampling, Digestion, Direct Air-Acetylene Flame Method ⁽³⁾ 2) Isokinetic Sampling, Digestion, Inductively Coupled Plasma Method ⁽³⁾
18	Opacity	Ringelmann's Method ⁽¹⁾
19	Oxides of Nitrogen	1) Absorption Sampling, Phenoldisulfonic acid Method ⁽³⁾ 2) Instrumental Analyzer Method ⁽³⁾
20	Selenium	1) Isokinetic Sampling, Digestion, Hydride Generation/Atomic Absorption Spectrometric Method ⁽³⁾ 2) Isokinetic Sampling, Digestion, Inductively Coupled Plasma Method ⁽³⁾
21	Sulfur Dioxide	1) Absorption Sampling, Barium-Thorin Titrimetric Method ⁽³⁾ 2) Instrumental Analyzer Method ⁽³⁾
22	Sulfuric Acid	Isokinetic Sampling, Barium-Thorin Titrimetric Method ⁽³⁾
23	Total Suspended Particulate	Isokinetic Sampling, Gravimetric Method ⁽³⁾
24	Vanadium	Isokinetic Sampling, Digestion, Inductively Coupled Plasma Method ⁽³⁾
25	Xylene	1) Isokinetic Sampling, Gas Chromatographic/Mass Spectrometric Method ⁽³⁾ 2) Absorption Sampling, Gas Chromatographic Method ⁽³⁾

สิ่งปลูกสร...

สิ่งปลูกสรหรือวัสดุที่ไม่ใช่ตัว จำนวน 35 รายการ

ลำดับ	สารมลพิษ	วิธีวิเคราะห์
1	Aldrin	1) Waste Extraction, Separatory Funnel Liquid-Liquid Extraction, Gas Chromatographic Method ^(2,3,22) 2) Ultrasonic Extraction, Gas Chromatographic Method ^(14,22)
2	Antimony	Digestion, Inductively Coupled Plasma Method ^(7,13)
3	Arsenic	1) Waste Extraction, Digestion, Hydride Generation/Atomic Absorption Spectrometric Method ^(7,13) 2) Waste Extraction, Digestion, Inductively Coupled Plasma Method ^(7,13) 3) Digestion, Hydride Generation/Atomic Absorption Spectrometric Method ^(7,13) 4) Digestion, Inductively Coupled Plasma Method ^(7,13)
4	Barium	1) Waste Extraction, Digestion, Inductively Coupled Plasma Method ^(7,13) 2) Digestion, Inductively Coupled Plasma Method ^(7,13)
5	Beryllium	1) Waste Extraction, Digestion, Inductively Coupled Plasma Method ^(7,13) 2) Digestion, Inductively Coupled Plasma Method ^(7,13)
6	Cadmium	1) Waste Extraction, Digestion, Flame Atomic Absorption Spectrometric Method ^(2,6,14) 2) Waste Extraction, Digestion, Inductively Coupled Plasma Method ^(7,13) 3) Digestion, Flame Atomic Absorption Spectrometric Method ^(7,14) 4) Digestion, Inductively Coupled Plasma Method ^(7,13)
7	Chlordane	1) Waste Extraction, Separatory Funnel Liquid-Liquid Extraction, Gas Chromatographic Method ^(9,9,22) 2) Ultrasonic Extraction, Gas Chromatographic Method ^(10,22)
8	Chromium	1) Waste Extraction, Digestion, Flame Atomic Absorption Spectrometric Method ^(2,6,14) 2) Waste Extraction, Digestion, Inductively Coupled Plasma Method ^(7,13)

3) Digestion,...

ลำดับ	สารมลพิษ	วิธีวิเคราะห์
9	Chromium (III)	3) Digestion, Flame Atomic Absorption Spectrometric Method ^(7,14) 4) Digestion, Inductively Coupled Plasma Method ^(7,13) 1) Waste Extraction, Digestion, Flame Atomic Absorption Spectrometric Method; Waste Extraction, Colorimetric Method; Calculation ^(2,6,14) 2) Waste Extraction, Digestion, Inductively Coupled Plasma Method; Waste Extraction, Colorimetric Method; Calculation ^(2,6,13,14) 3) Digestion, Flame Atomic Absorption Spectrometric Method; Alkaline Digestion, Colorimetric Method; Calculation ^(7,8,13,14) 4) Digestion, Inductively Coupled Plasma Method; Alkaline Digestion, Colorimetric Method; Calculation ^(7,8,13,14)
10	Chromium (VI)	1) Waste Extraction, Colorimetric Method ^(2,14) 2) Alkaline Digestion, Colorimetric Method ^(8,14)
11	Cobalt	1) Waste Extraction, Digestion, Inductively Coupled Plasma Method ^(2,6,13) 2) Digestion, Inductively Coupled Plasma Method ^(7,13)
12	Copper	1) Waste Extraction, Digestion, Flame Atomic Absorption Spectrometric Method ^(2,6,14) 2) Waste Extraction, Digestion, Inductively Coupled Plasma Method ^(2,6,13) 3) Digestion, Flame Atomic Absorption Spectrometric Method ^(7,14) 4) Digestion, Inductively Coupled Plasma Method ^(7,13)
13	2,4-D	1) Waste Extraction, Separatory Funnel Liquid-Liquid Extraction, Gas Chromatographic Method ^(2,9,22) 2) Ultrasonic Extraction, Gas Chromatographic Method ^(10,22)
14	DDD	1) Waste Extraction, Separatory Funnel Liquid-Liquid Extraction, Gas Chromatographic Method ^(2,9,22) 2) Ultrasonic Extraction, Gas Chromatographic Method ^(10,22)

15 DDE...

ลำดับ	สารมลพิษ	วิธีวิเคราะห์
15	DDE	1) Waste Extraction, Separatory Funnel Liquid-Liquid Extraction, Gas Chromatographic Method ^(2,9,22) 2) Ultrasonic Extraction, Gas Chromatographic Method ^(10,22)
16	DDT	1) Waste Extraction, Separatory Funnel Liquid-Liquid Extraction, Gas Chromatographic Method ^(2,9,22) 2) Ultrasonic Extraction, Gas Chromatographic Method ^(10,22)
17	Dieldrin	1) Waste Extraction, Separatory Funnel Liquid-Liquid Extraction, Gas Chromatographic Method ^(2,9,22) 2) Ultrasonic Extraction, Gas Chromatographic Method ^(10,22)
18	Endrin	1) Waste Extraction, Separatory Funnel Liquid-Liquid Extraction, Gas Chromatographic Method ^(2,9,22) 2) Ultrasonic Extraction, Gas Chromatographic Method ^(10,22)
19	Heptachlor	1) Waste Extraction, Separatory Funnel Liquid-Liquid Extraction, Gas Chromatographic Method ^(2,9,22) 2) Ultrasonic Extraction, Gas Chromatographic Method ^(10,22)
20	Lead	1) Waste Extraction, Digestion, Flame Atomic Absorption Spectrometric Method ^(2,6,14) 2) Waste Extraction, Digestion, Inductively Coupled Plasma Method ^(2,6,13) 3) Digestion, Flame Atomic Absorption Spectrometric Method ^(7,14) 4) Digestion, Inductively Coupled Plasma Method ^(7,13)
21	Lindane	1) Waste Extraction, Separatory Funnel Liquid-Liquid Extraction, Gas Chromatographic Method ^(2,9,22) 2) Ultrasonic Extraction, Gas Chromatographic Method ^(10,22)
22	Mercury	1) Waste Extraction, Digestion, Cold-Vapor Atomic Absorption Spectrometric Method ^(2,17) 2) Waste Extraction, Digestion, Inductively Coupled Plasma Method ^(2,6,13)

3) Digestion,...

ลำดับ	สารมลพิษ	วิธีวิเคราะห์
23	Methoxychlor	3) Digestion, Cold-Vapor Atomic Absorption Spectrometric Method ⁽¹⁸⁾ 4) Digestion, Inductively Coupled Plasma Method ^(7,13) 5) Thermal Decomposition Amalgamation and Atomic Absorption Spectrometric Method ⁽¹⁹⁾ 1) Waste Extraction, Separatory Funnel Liquid-Liquid Extraction, Gas Chromatographic Method ^(2,9,22) 2) Ultrasonic Extraction, Gas Chromatographic Method ^(10,22)
24	Molybdenum	1) Waste Extraction, Digestion, Inductively Coupled Plasma Method ^(2,6,13) 2) Digestion, Inductively Coupled Plasma Method ^(7,13)
25	Nickel	1) Waste Extraction, Digestion, Flame Atomic Absorption Spectrometric Method ^(2,6,14) 2) Waste Extraction, Digestion, Inductively Coupled Plasma Method ^(2,6,13) 3) Digestion, Flame Atomic Absorption Spectrometric Method ^(7,14) 4) Digestion, Inductively Coupled Plasma Method ^(7,13)
26	Polychlorinated Biphenyls - Aroclor 1016 - Aroclor 1221 - Aroclor 1232 - Aroclor 1242 - Aroclor 1248 - Aroclor 1254 - Aroclor 1260 - 2-Chlorobiphenyl - 2,3-Dichlorobiphenyl - 2,2',5'-Trichlorobiphenyl - 2,4',5'-Trichlorobiphenyl - 2,2',3,5'-Tetrachlorobiphenyl - 2,2',5,5'-Tetrachlorobiphenyl - 2,3',4,4'-Tetrachlorobiphenyl - 2,2',3,4,5'-Pentachlorobiphenyl	1) Waste Extraction, Separatory Funnel Liquid-Liquid Extraction, Gas Chromatographic Method ^(2,9,22) 2) Ultrasonic Extraction, Gas Chromatographic Method ^(10,22)

- 2,2',4,5,5'...

ลำดับ	สารมลพิษ	วิธีวิเคราะห์
27	- 2,2',4,5,5'-Pentachlorobiphenyl - 2,3',4',6'-Pentachlorobiphenyl - 2,2',3,4,4',5'-Hexachlorobiphenyl - 2,2',3,4,5,5'-Hexachlorobiphenyl - 2,2',3,5,5',6'-Hexachlorobiphenyl - 2,2',4,4',5,5'-Hexachlorobiphenyl - 2,2',3,3',4,4',5'-Heptachlorobiphenyl - 2,2',3,4,4',5,5'-Heptachlorobiphenyl - 2,2',3,4,4',5,6'-Heptachlorobiphenyl - 2,2',3,4,5,5,6'-Nonachlorobiphenyl	1) Waste Extraction, Separatory Funnel Liquid-Liquid Extraction, Gas Chromatographic/Mass Spectrometric Method ^(2,9,24) 2) Ultrasonic Extraction, Gas Chromatographic/Mass Spectrometric Method ^(10,24)
28	pH	Electrometric Method ^(31,32)
29	Selenium	1) Waste Extraction, Digestion, Hydride Generation/Atomic Absorption Spectrometric Method ^(2,6,20) 2) Waste Extraction, Digestion, Inductively Coupled Plasma Method ^(2,6,13) 3) Digestion, Hydride Generation/Atomic Absorption Spectrometric Method ^(2,6,20) 4) Digestion, Inductively Coupled Plasma Method ^(7,13)

30 Silver...

ลำดับ	สารมลพิษ	วิธีวิเคราะห์
30	Silver	1) Waste Extraction, Digestion, Inductively Coupled Plasma Method ^(2,6,13) 2) Digestion, Inductively Coupled Plasma Method ^(7,13)
31	Thallium	1) Waste Extraction, Digestion, Inductively Coupled Plasma Method ^(2,6,13) 2) Digestion, Inductively Coupled Plasma Method ^(7,13)
32	Toxaphene	1) Waste Extraction, Separatory Funnel Liquid-Liquid Extraction, Gas Chromatographic Method ^(2,9,22) 2) Ultrasonic Extraction, Gas Chromatographic Method ^(10,22)
33	Trichloroethylene	1) Waste Extraction, Purge and Trap, Gas Chromatographic/Mass Spectrometric Method ^(9,12,25) 2) Purge and Trap, Gas Chromatographic/Mass Spectrometric Method ^(12,25)
34	Vanadium	1) Waste Extraction, Digestion, Inductively Coupled Plasma Method ^(2,6,13) 2) Digestion, Inductively Coupled Plasma Method ^(7,13)
35	Zinc	1) Waste Extraction, Digestion, Flame Atomic Absorption Spectrometric Method ^(2,6,14) 2) Waste Extraction, Digestion, Inductively Coupled Plasma Method ^(2,6,13) 3) Digestion, Flame Atomic Absorption Spectrometric Method ^(7,14) 4) Digestion, Inductively Coupled Plasma Method ^(7,13)

ดิน จำนวน 125 รายการ

ลำดับ	สารมลพิษ	วิธีวิเคราะห์
1	Acenaphthene	1) Ultrasonic Extraction, Gas Chromatographic Method ^(10,24) 2) Ultrasonic Extraction, Gas Chromatographic/Mass Spectrometric Method ^(10,26)
2	Acetone	Purge and Trap, Gas Chromatographic/Mass Spectrometric Method ^(12,25)

3 Aldrin...

ลำดับ	สารมลพิษ	วิธีวิเคราะห์
3	Aldrin	1) Ultrasonic Extraction, Gas Chromatographic Method ^(10,22) 2) Ultrasonic Extraction, Gas Chromatographic/Mass Spectrometric Method ^(10,26)
4	Anthracene	1) Ultrasonic Extraction, Gas Chromatographic Method ^(10,26) 2) Ultrasonic Extraction, Gas Chromatographic/Mass Spectrometric Method ^(10,26)
5	Antimony	Digestion, Inductively Coupled Plasma Method ^(7,13)
6	Arsenic	1) Digestion, Hydride Generation/Atomic Absorption Spectrometric Method ^(7,13) 2) Digestion, Inductively Coupled Plasma Method ^(7,13)
7	Atrazine	Ultrasonic Extraction, Gas Chromatographic/Mass Spectrometric Method ^(10,26)
8	Barium	Digestion, Inductively Coupled Plasma Method ^(7,13)
9	Benz(a)anthracene	1) Ultrasonic Extraction, Gas Chromatographic Method ^(10,24) 2) Ultrasonic Extraction, Gas Chromatographic/Mass Spectrometric Method ^(10,26)
10	Benzene	Purge and Trap, Gas Chromatographic/Mass Spectrometric Method ^(12,25)
11	Benzo(b)fluoranthene	1) Ultrasonic Extraction, Gas Chromatographic Method ^(10,24) 2) Ultrasonic Extraction, Gas Chromatographic/Mass Spectrometric Method ^(10,26)
12	Benzo(k)fluoranthene	1) Ultrasonic Extraction, Gas Chromatographic Method ^(10,24) 2) Ultrasonic Extraction, Gas Chromatographic/Mass Spectrometric Method ^(10,26)
13	Benzoic acid	Ultrasonic Extraction, Gas Chromatographic/Mass Spectrometric Method ^(10,26)
14	Benzo(a)pyrene	1) Ultrasonic Extraction, Gas Chromatographic Method ^(10,24) 2) Ultrasonic Extraction, Gas Chromatographic/Mass Spectrometric Method ^(10,26)

15 Benzo(g,h,i)perylene...

ลำดับ	สารมลพิษ	วิธีวิเคราะห์
15	Benzo(g,h,i)perylene	1) Ultrasonic Extraction, Gas Chromatographic Method ^(10,22) 2) Ultrasonic Extraction, Gas Chromatographic/Mass Spectrometric Method ^(10,26)
16	Beryllium	Digestion, Inductively Coupled Plasma Method ^(7,13)
17	Bis(2-chloroethyl)ether	Ultrasonic Extraction, Gas Chromatographic/Mass Spectrometric Method ^(10,26)
18	Bis(2-ethylhexyl)phthalate	Ultrasonic Extraction, Gas Chromatographic/Mass Spectrometric Method ^(10,26)
19	Bromodichloromethane	Purge and Trap, Gas Chromatographic/Mass Spectrometric Method ^(12,25)
20	Bromoform	Purge and Trap, Gas Chromatographic/Mass Spectrometric Method ^(12,25)
21	Butanol	Purge and Trap, Gas Chromatographic/Mass Spectrometric Method ^(12,25)
22	Butyl benzyl phthalate	Ultrasonic Extraction, Gas Chromatographic/Mass Spectrometric Method ^(10,26)
23	Cadmium	1) Digestion, Flame Atomic Absorption Spectrometric Method ^(7,14) 2) Digestion, Inductively Coupled Plasma Method ^(7,13)
24	Carbazole	Ultrasonic Extraction, Gas Chromatographic/Mass Spectrometric Method ^(10,26)
25	Carbon disulfide	Purge and Trap, Gas Chromatographic/Mass Spectrometric Method ^(12,25)
26	Carbon tetrachloride	Purge and Trap, Gas Chromatographic/Mass Spectrometric Method ^(12,25)
27	Chlordane	1) Ultrasonic Extraction, Gas Chromatographic Method ^(10,22) 2) Ultrasonic Extraction, Gas Chromatographic/Mass Spectrometric Method ^(10,26)
28	p-Chloroaniline	Ultrasonic Extraction, Gas Chromatographic/Mass Spectrometric Method ^(10,26)
29	Chlorobenzene	Purge and Trap, Gas Chromatographic/Mass Spectrometric Method ^(12,25)
30	Chlorodibromomethane	Purge and Trap, Gas Chromatographic/Mass Spectrometric Method ^(12,25)

31 Chloroform...

ลำดับ	สารมลพิษ	วิธีวิเคราะห์
31	Chloroform	Purge and Trap, Gas Chromatographic/Mass Spectrometric Method ^(12,25)
32	2-Chlorophenol	Ultrasonic Extraction, Gas Chromatographic/Mass Spectrometric Method ^(10,26)
33	Chromium	1) Digestion, Flame Atomic Absorption Spectrometric Method ^(7,14) 2) Digestion, Inductively Coupled Plasma Method ^(7,13)
34	Chromium (III)	1) Digestion, Flame Atomic Absorption Spectrometric Method; Alkaline Digestion, Colorimetric Method; Calculation ^(7,8,14,16) 2) Digestion, Inductively Coupled Plasma Method; Alkaline Digestion, Colorimetric Method; Calculation ^(7,8,13,14)
35	Chromium (VI)	Alkaline Digestion, Colorimetric Method ^(8,14)
36	Chrysene	1) Ultrasonic Extraction, Gas Chromatographic Method ^(10,24) 2) Ultrasonic Extraction, Gas Chromatographic/Mass Spectrometric Method ^(10,26)
37	Cyanide	Extraction, Distillation, Colorimetric Method ^(28,29,30)
38	2,4-D	Ultrasonic Extraction, Gas Chromatographic Method ⁽²⁷⁾
39	DDD	1) Ultrasonic Extraction, Gas Chromatographic Method ^(10,22) 2) Ultrasonic Extraction, Gas Chromatographic/Mass Spectrometric Method ^(10,26)
40	DDE	1) Ultrasonic Extraction, Gas Chromatographic Method ^(10,22) 2) Ultrasonic Extraction, Gas Chromatographic/Mass Spectrometric Method ^(10,26)
41	DOT	1) Ultrasonic Extraction, Gas Chromatographic Method ^(10,22) 2) Ultrasonic Extraction, Gas Chromatographic/Mass Spectrometric Method ^(10,26)
42	Dibenz(a,h)anthracene	1) Ultrasonic Extraction, Gas Chromatographic Method ^(10,24) 2) Ultrasonic Extraction, Gas Chromatographic/Mass Spectrometric Method ^(10,26)

43 Di-n-butyl phthalate...

ลำดับ	สารมลพิษ	วิธีวิเคราะห์
43	Di-n-butyl phthalate	Ultrasonic Extraction, Gas Chromatographic/Mass Spectrometric Method ^(10,26)
44	1,2-Dichlorobenzene	Purge and Trap, Gas Chromatographic/Mass Spectrometric Method ^(12,25)
45	1,3-Dichlorobenzene	Purge and Trap, Gas Chromatographic/Mass Spectrometric Method ^(12,25)
46	1,4-Dichlorobenzene	Purge and Trap, Gas Chromatographic/Mass Spectrometric Method ^(12,25)
47	3,3'-Dichlorobenzidine	Ultrasonic Extraction, Gas Chromatographic/Mass Spectrometric Method ^(10,26)
48	1,1-Dichloroethane	Purge and Trap, Gas Chromatographic/Mass Spectrometric Method ^(12,25)
49	1,2-Dichloroethane	Purge and Trap, Gas Chromatographic/Mass Spectrometric Method ^(12,25)
50	1,1-Dichloroethylene	Purge and Trap, Gas Chromatographic/Mass Spectrometric Method ^(12,25)
51	cis-1,2-Dichloroethylene	Purge and Trap, Gas Chromatographic/Mass Spectrometric Method ^(12,25)
52	trans-1,2-Dichloroethylene	Purge and Trap, Gas Chromatographic/Mass Spectrometric Method ^(12,25)
53	2,4-Dichlorophenol	Ultrasonic Extraction, Gas Chromatographic/Mass Spectrometric Method ^(10,26)
54	1,2-Dichloropropane	Purge and Trap, Gas Chromatographic/Mass Spectrometric Method ^(12,25)
55	1,3-Dichloropropane	Purge and Trap, Gas Chromatographic/Mass Spectrometric Method ^(12,25)
56	1,3-Dichloropropene	Purge and Trap, Gas Chromatographic/Mass Spectrometric Method ^(12,25)
57	Dieldrin	1) Ultrasonic Extraction, Gas Chromatographic Method ^(10,22) 2) Ultrasonic Extraction, Gas Chromatographic/Mass Spectrometric Method ^(10,26)
58	Diethyl phthalate	Ultrasonic Extraction, Gas Chromatographic/Mass Spectrometric Method ^(10,26)
59	2,4-Dimethylphenol	Ultrasonic Extraction, Gas Chromatographic/Mass Spectrometric Method ^(10,26)

60 2,4-Dinitrophenol...

ลำดับ	สารมลพิษ	วิธีวิเคราะห์
60	2,4-Dinitrophenol	Ultrasonic Extraction, Gas Chromatographic/Mass Spectrometric Method ^(10,26)
61	2,4-Dinitrotoluene	Ultrasonic Extraction, Gas Chromatographic/Mass Spectrometric Method ^(10,26)
62	2,6-Dinitrotoluene	Ultrasonic Extraction, Gas Chromatographic/Mass Spectrometric Method ^(10,26)
63	Di-n-Octyl phthalate	Ultrasonic Extraction, Gas Chromatographic/Mass Spectrometric Method ^(10,26)
64	Endosulfan	1) Ultrasonic Extraction, Gas Chromatographic Method ^(10,22) 2) Ultrasonic Extraction, Gas Chromatographic/Mass Spectrometric Method ^(10,26)
65	Endrin	1) Ultrasonic Extraction, Gas Chromatographic Method ^(10,22) 2) Ultrasonic Extraction, Gas Chromatographic/Mass Spectrometric Method ^(10,26)
66	Ethylbenzene	Purge and Trap, Gas Chromatographic/Mass Spectrometric Method ^(12,25)
67	Fluoranthene	1) Ultrasonic Extraction, Gas Chromatographic Method ^(10,24) 2) Ultrasonic Extraction, Gas Chromatographic/Mass Spectrometric Method ^(10,26)
68	Fluorene	1) Ultrasonic Extraction, Gas Chromatographic Method ^(10,24) 2) Ultrasonic Extraction, Gas Chromatographic/Mass Spectrometric Method ^(10,26)
69	Heptachlor	1) Ultrasonic Extraction, Gas Chromatographic Method ^(10,22) 2) Ultrasonic Extraction, Gas Chromatographic/Mass Spectrometric Method ^(10,26)
70	Heptachlor epoxide	1) Ultrasonic Extraction, Gas Chromatographic Method ^(10,22) 2) Ultrasonic Extraction, Gas Chromatographic/Mass Spectrometric Method ^(10,26)

71 Hexachlorobenzene...

ลำดับ	สารมลพิษ	วิธีวิเคราะห์
71	Hexachlorobenzene	1) Ultrasonic Extraction, Gas Chromatographic Method ^(10,22) 2) Ultrasonic Extraction, Gas Chromatographic/Mass Spectrometric Method ^(10,26)
72	Hexachloro-1,3-butadiene	Purge and Trap, Gas Chromatographic/Mass Spectrometric Method ^(12,25)
73	n-Hexane	Purge and Trap, Gas Chromatographic/Mass Spectrometric Method ^(12,25)
74	α-HCH	1) Ultrasonic Extraction, Gas Chromatographic Method ^(10,22) 2) Ultrasonic Extraction, Gas Chromatographic/Mass Spectrometric Method ^(10,26)
75	β-HCH	1) Ultrasonic Extraction, Gas Chromatographic Method ^(10,22) 2) Ultrasonic Extraction, Gas Chromatographic/Mass Spectrometric Method ^(10,26)
76	γ-HCH	1) Ultrasonic Extraction, Gas Chromatographic Method ^(10,22) 2) Ultrasonic Extraction, Gas Chromatographic/Mass Spectrometric Method ^(10,26)
77	Hexachlorocyclopentadiene	Ultrasonic Extraction, Gas Chromatographic/Mass Spectrometric Method ^(10,26)
78	Hexachloroethane	Ultrasonic Extraction, Gas Chromatographic/Mass Spectrometric Method ^(10,26)
79	Indeno(1,2,3-cd)pyrene	1) Ultrasonic Extraction, Gas Chromatographic Method ^(10,24) 2) Ultrasonic Extraction, Gas Chromatographic/Mass Spectrometric Method ^(10,26)
80	Isophorone	Ultrasonic Extraction, Gas Chromatographic/Mass Spectrometric Method ^(10,26)
81	Lead	1) Digestion, Flame Atomic Absorption Spectrometric Method ^(7,14) 2) Digestion, Inductively Coupled Plasma Method ^(7,13)
82	Manganese	1) Digestion, Flame Atomic Absorption Spectrometric Method ^(7,14) 2) Digestion, Inductively Coupled Plasma Method ^(7,13)

83 Mercury...

ลำดับ	สารมลพิษ	วิธีวิเคราะห์
83	Mercury	1) Digestion, Cold-Vapor Atomic Absorption Spectrometric Method ⁽⁸⁾ 2) Digestion, Inductively Coupled Plasma Method ^(7,13) 3) Thermal Decomposition Amalgamation and Atomic Absorption Spectrometric Method ⁽⁹⁾
84	Methanol	Purge and Trap, Gas Chromatographic/Mass Spectrometric Method ^(12,25)
85	Methoxychlor	1) Ultrasonic Extraction, Gas Chromatographic Method ^(10,22) 2) Ultrasonic Extraction, Gas Chromatographic/Mass Spectrometric Method ^(10,26)
86	Methyl bromide	Purge and Trap, Gas Chromatographic/Mass Spectrometric Method ^(12,25)
87	Methylene chloride	Purge and Trap, Gas Chromatographic/Mass Spectrometric Method ^(12,25)
88	2-Methylphenol	Ultrasonic Extraction, Gas Chromatographic/Mass Spectrometric Method ^(10,26)
89	2-Methylnaphthalene	Ultrasonic Extraction, Gas Chromatographic/Mass Spectrometric Method ^(10,26)
90	Methyl tert-butyl ether	Purge and Trap, Gas Chromatographic/Mass Spectrometric Method ^(12,25)
91	Naphthalene	1) Ultrasonic Extraction, Gas Chromatographic Method ^(10,24) 2) Ultrasonic Extraction, Gas Chromatographic/Mass Spectrometric Method ^(10,26)
92	Nickel	1) Digestion, Flame Atomic Absorption Spectrometric Method ^(7,14) 2) Digestion, Inductively Coupled Plasma Method ^(7,13)
93	Nitrobenzene	Ultrasonic Extraction, Gas Chromatographic/Mass Spectrometric Method ^(10,26)
94	N-Nitrosodiphenylamine	Ultrasonic Extraction, Gas Chromatographic/Mass Spectrometric Method ^(10,26)
95	N-Nitrosodi-n-propylamine	Ultrasonic Extraction, Gas Chromatographic/Mass Spectrometric Method ^(10,26)

96 Polychlorinated Biphenyls...

ลำดับ	สารมลพิษ	วิธีวิเคราะห์
96	Polychlorinated Biphenyls - Aroclor 1016 - Aroclor 1221 - Aroclor 1232 - Aroclor 1242 - Aroclor 1248 - Aroclor 1254 - Aroclor 1260 Polychlorinated Biphenyls - 2-Chlorobiphenyl - 2,3-Dichlorobiphenyl - 2,2',5-Trichlorobiphenyl - 2,4',5-Trichlorobiphenyl - 2,2',3,5'-Tetrachlorobiphenyl - 2,2',5,5'-Tetrachlorobiphenyl - 2,3',4,4'-Tetrachlorobiphenyl - 2,2',3,4,5'- Pentachlorobiphenyl - 2,2',4,5,5'- Pentachlorobiphenyl - 2,3',4',6- Pentachlorobiphenyl - 2,2',3,4,4',5'- Hexachlorobiphenyl - 2,2',3,4,5,5'- Hexachlorobiphenyl - 2,2',3,5,5',6- Hexachlorobiphenyl - 2,2',4,4',5,5'- Hexachlorobiphenyl - 2,2',3,3',4,4',5- Heptachlorobiphenyl - 2,2',3,4,4',5,5'- Heptachlorobiphenyl - 2,2',3,4,4',5,6- Heptachlorobiphenyl	1) Ultrasonic Extraction, Gas Chromatographic Method ^(10,23) 2) Ultrasonic Extraction, Gas Chromatographic/Mass Spectrometric Method ^(10,24) Ultrasonic Extraction, Gas Chromatographic Method ^(10,23)

UAE
UNITED ANALYST AND ENGINEERING
CONSULTANT COMPANY LIMITED

- 2,2',3,4',5,5',6...

ลำดับ	สารมลพิษ	วิธีวิเคราะห์
	- 2,2',3,4',5,5',6- Heptachlorobiphenyl - 2,2',3,3',4,4',5,5',6- Nonachlorobiphenyl	
97	Pentachlorophenol	Ultrasonic Extraction, Gas Chromatographic/Mass Spectrometric Method ^(10,24)
98	Phenanthrene	1) Ultrasonic Extraction, Gas Chromatographic Method ^(10,24) 2) Ultrasonic Extraction, Gas Chromatographic/Mass Spectrometric Method ^(10,25)
99	Phenol	Ultrasonic Extraction, Gas Chromatographic/Mass Spectrometric Method ^(10,26)
100	Pyrene	1) Ultrasonic Extraction, Gas Chromatographic Method ^(10,24) 2) Ultrasonic Extraction, Gas Chromatographic/Mass Spectrometric Method ^(10,26)
101	Selenium	1) Digestion, Hydride Generation/Atomic Absorption Spectrometric Method ^(7,22) 2) Digestion, Inductively Coupled Plasma Method ^(7,13)
102	Silver	Digestion, Inductively Coupled Plasma Method ^(7,13)
103	Styrene	Purge and Trap, Gas Chromatographic/Mass Spectrometric Method ^(12,23)
104	1,1,2,2-Tetrachloroethane	Purge and Trap, Gas Chromatographic/Mass Spectrometric Method ^(12,25)
105	Tetrachloroethylene	Purge and Trap, Gas Chromatographic/Mass Spectrometric Method ^(12,25)
106	Toluene	Purge and Trap, Gas Chromatographic/Mass Spectrometric Method ^(12,25)
107	Toxaphene	Ultrasonic Extraction, Gas Chromatographic Method ^(10,22)
108	TPH (C ₅ -C ₉)	1) Purge and Trap, Gas Chromatographic Method ^(12,21) 2) Purge and Trap, Gas Chromatographic/Mass Spectrometric Method ^(12,25)
109	TPH (C ₉ -C ₁₆)	Ultrasonic Extraction, Gas Chromatographic Method ^(10,22)
110	TPH (C ₁₆ -C ₃₅)	Ultrasonic Extraction, Gas Chromatographic Method ^(10,22)
111	1,2,4-Trichlorobenzene	Purge and Trap, Gas Chromatographic/Mass Spectrometric Method ^(12,25)

112 1,1,1-Trichloroethane...

ลำดับ	สารมลพิษ	วิธีวิเคราะห์
112	1,1,1-Trichloroethane	Purge and Trap, Gas Chromatographic/Mass Spectrometric Method ^(12,25)
113	1,1,2-Trichloroethane	Purge and Trap, Gas Chromatographic/Mass Spectrometric Method ^(12,25)
114	Trichloroethylene	Purge and Trap, Gas Chromatographic/Mass Spectrometric Method ^(12,25)
115	2,4,5-Trichlorophenol	Ultrasonic Extraction, Gas Chromatographic/Mass Spectrometric Method ^(10,26)
116	2,4,6-Trichlorophenol	Ultrasonic Extraction, Gas Chromatographic/Mass Spectrometric Method ^(10,26)
117	1,3,5-Trimethylbenzene	Purge and Trap, Gas Chromatographic/Mass Spectrometric Method ^(12,25)
118	Vanadium	Digestion, Inductively Coupled Plasma Method ^(7,13)
119	Vinyl acetate	Purge and Trap, Gas Chromatographic/Mass Spectrometric Method ^(12,25)
120	Vinyl chloride	Purge and Trap, Gas Chromatographic/Mass Spectrometric Method ^(12,25)
121	m-Xylene	Purge and Trap, Gas Chromatographic/Mass Spectrometric Method ^(12,25)
122	o-Xylene	Purge and Trap, Gas Chromatographic/Mass Spectrometric Method ^(12,25)
123	p-Xylene	Purge and Trap, Gas Chromatographic/Mass Spectrometric Method ^(12,25)
124	Xylene (Total)	Purge and Trap, Gas Chromatographic/Mass Spectrometric Method ^(12,25)
125	Zinc	1) Digestion, Flame Atomic Absorption Spectrometric Method ^(7,14) 2) Digestion, Inductively Coupled Plasma Method ^(7,13)

เอกสารอ้างอิง

- กระทรวงอุตสาหกรรม. ประกาศกระทรวงอุตสาหกรรม, พ.ศ. 2549. เรื่อง กำหนดค่าปริมาณของค่าเฉลี่ยที่เขียนในเอกสารที่ระบายออกจากปล่องของโรงงานที่มีระดับที่เกินค่าเฉลี่ยที่เขียนในเอกสาร. 4 ธันวาคม 2549. เล่มที่ 123 ตอนพิเศษ 125.
- กระทรวงอุตสาหกรรม. ประกาศกระทรวงอุตสาหกรรม, พ.ศ. 2548. เรื่อง กำหนดค่าปริมาณของค่าเฉลี่ยที่เขียนในเอกสารที่ระบายออกจากปล่องของโรงงานที่มีระดับที่เกินค่าเฉลี่ยที่เขียนในเอกสาร. 25 มกราคม 2549. เล่มที่ 123 ตอนพิเศษ 125.

UAE
UNITED ANALYST AND ENGINEERING
CONSULTANT COMPANY LIMITED

3. สมาคมวิศวกรรม...

- สมาคมวิศวกรรมสิ่งแวดล้อมแห่งประเทศไทย. คู่มือวิเคราะห์น้ำเสีย. พิมพ์ครั้งที่ 4. กรุงเทพฯ: เรือนแก้วการพิมพ์, 2547.
- APHA, AWWA, WEF. Standard Methods for the Examination of Water and Wastewater. 23rd ed. Washington, DC: APHA, 2017.
- United States Environmental Protection Agency. Standards of Performance for New Stationary Sources. 40 CFR 60. Appendix A, 2019.
- United States Environmental Protection Agency. Test Methods for Evaluation Solid Waste Physical/Chemical Methods. SW-846, 1997.
- United States Environmental Protection Agency. Test Methods for Evaluation Solid Waste Physical/Chemical Methods. Acid Digestion of Sediments, Sludges, and Soils. SW-846 Method 3050B, 1996.
- United States Environmental Protection Agency. Test Methods for Evaluation Solid Waste Physical/Chemical Methods. Alkaline Digestion for Hexavalent Chromium. SW-846 Method 3060A, 1996.
- United States Environmental Protection Agency. Test Methods for Evaluation Solid Waste 3. Physical/Chemical Methods. Separatory Funnel Liquid-Liquid Extraction. SW-846 Method 3510C, 1996.
- United States Environmental Protection Agency. Test Methods for Evaluation Solid Waste Physical/Chemical Methods. Ultrasonic Extraction. SW-846 Method 3550C, 2007.
- United States Environmental Protection Agency. Test Methods for Evaluation Solid Waste Physical/Chemical Methods. Purge and Trap for Aqueous Samples. SW-846 Method 5030C, 2003.
- United States Environmental Protection Agency. Test Methods for Evaluation Solid Waste Physical/Chemical Methods. Closed System Purge and Trap and Extraction for Volatile Organics in Soil and Waste Sample. SW-846 Method 5035A, 2000.
- United States Environmental Protection Agency. Test Methods for Evaluation Solid Waste Physical/Chemical Methods. Inductively Coupled Plasma-Optical Emission Spectrometry. SW-846 Method 6010D, 2014.
- United States Environmental Protection Agency. Test Methods for Evaluation Solid Waste Physical/Chemical Methods. Flame Atomic Absorption Spectrophotometry. SW-846 Method 7000B, 2007.
- United States Environmental Protection Agency. Test Methods for Evaluation Solid Waste Physical/Chemical Methods. Arsenic (As) by Inductively Coupled Plasma (ICP) Gaseous Hydride Method 7061A, 1992.

UAE
UNITED ANALYST AND ENGINEERING
CONSULTANT COMPANY LIMITED

16. United States...

16. United States Environmental Protection Agency. Test Methods for Evaluation Solid Waste Physical/Chemical Methods. Chromium, Hexavalent (Colorimetric). SW-846 Method 7196A, 1992.

17. United States Environmental Protection Agency. Test Methods for Evaluation Solid Waste Physical/Chemical Methods. Mercury in Liquid Waste (Manual Cold Vapor Technique). SW-846 Method 7470A, 1994.

18. United States Environmental Protection Agency. Test Methods for Evaluation Solid Waste Physical/Chemical Methods. Mercury in Solid or Semisolid Waste (Manual Cold-Vapor Technique). SW-846 Method 7471B, 1998.

19. United States Environmental Protection Agency. Test Methods for Evaluation Solid Waste Physical/Chemical Methods. Mercury in Solids and Solutions by Thermal Decomposition, Amalgamation, and Atomic Absorption Spectrophotometry. SW-846 Method 7473, 2007.

20. United States Environmental Protection Agency. Test Methods for Evaluation Solid Waste Physical/Chemical Methods. Selenium (Atomic Absorption, Borohydride Reduction). SW-846 Method 7742, 1994.

21. United States Environmental Protection Agency. Test Methods for Evaluation Solid Waste Physical/Chemical Methods. Nonhalogenated Organics Using GC/FID. SW-846 Method 8015D, 2003.

22. United States Environmental Protection Agency. Test Methods for Evaluation Solid Waste Physical/Chemical Methods. Organochlorine Pesticides by Gas Chromatography. SW-846 Method 8081B, 2007.

23. United States Environmental Protection Agency. Test Methods for Evaluation Solid Waste Physical/Chemical Methods. Polychlorinated Biphenyls (PCBs) by Gas Chromatography. SW-846 Method 8082A, 2007.

24. United States Environmental Protection Agency. Test Methods for Evaluation Solid Waste Physical/Chemical Methods. Polynuclear Aromatic Hydrocarbons. SW-846 Method 8100, 1980.

25. United States Environmental Protection Agency. Test Methods for Evaluation Solid Waste Physical/Chemical Methods. Volatile Organic Compounds by Gas Chromatography/Mass Spectrometry. SW-846 Method 8260D, 2018.

26. United States Environmental Protection Agency. Test Methods for Evaluation Solid Waste Physical/Chemical Methods. Semivolatile Organic Compounds by Gas Chromatography/Mass Spectrometry. SW-846 Method 8270E, 2018.

27. United States Environmental Protection Agency. Test Methods for Evaluation Solid Waste Physical/Chemical Methods. Chlorinated Harbicides by GC/MS. SW-846 Method 8151A, 1998.

28. United States...

28. United States Environmental Protection Agency. Test Methods for Evaluation Solid Waste Physical/Chemical Methods. Total and Amenable Cyanide : Distillation. SW-846 Method 9010C, 2004.

29. United States Environmental Protection Agency. Test Methods for Evaluation Solid Waste Physical/Chemical Methods. Cyanide Extraction Procedure for Solids and Oils. SW-846 Method 9013A, 2014.

30. United States Environmental Protection Agency. Test Methods for Evaluation Solid Waste Physical/Chemical Methods. Cyanide in Waters and Extracts using Titrimetric and Manual Spectrophotometric Procedures. SW-846 Method 9014, 2014.

31. United States Environmental Protection Agency. Test Methods for Evaluation Solid Waste Physical/Chemical Methods. pH Electrometric Measurement. SW-846 Method 9040C, 2004.

32. United States Environmental Protection Agency. Test Methods for Evaluation Solid Waste Physical/Chemical Methods. Soil and Waste pH. SW-846 Method 9045D, 2004.



อำนาจ